

## Daily Market Brief

### Apr 21, 2025 (UTC -02:00)

Peter Chung | Head of Research  
Min Jung | Research Analyst

BTC	\$85,179.04 +0.1%	S&P500	5,282.70 +0.1%	US 10Y	4.3404% +0.0087PPT	WTI	\$63.14 -2.4%
ETH	\$1,587.28 -1.6%	Nasdaq	16,286.45 -0.1%	DXY	98.82 -0.6%	Gold	\$3,361.87 +0.6%

- Market traded mostly rangebound without dominant headlines. As of now, \$BTC is trading at \$85,179 and \$ETH is trading at \$1,587. Bitcoin dominance stands at 63.85%.
- This week's calendar includes earnings from Google and Tesla, the Beige Book on Thursday, and speeches from Fed members including Harper and Kashkari.
- A few headlines over the weekend include: Bitget Bot is suspected to have malfunctioned in the VOXEL/USDT contract, ABCDE announced it has stopped new investments and suspended fundraising for its second fund, and Vitalik Buterin has proposed a long-term plan on the Ethereum Magicians forum (see below).
- Over the past 24 hours, the top three gainers were \$FARTCOIN, \$TAO, and \$W, while the top three losers were \$OM, \$BRETT, and \$WAL.

### Will Vitalik's RISC-V Proposal Boost Ethereum?

In [an Ethereum Magicians forum post](#) last night, Vitalik Buterin proposed replacing Ethereum's Virtual Machine (EVM), the runtime environment for smart contracts, with RISC-V architecture. The plan seeks to boost scalability, simplify contract execution, and enhance developer access using RISC-V's open-source framework, while gradually phasing out the EVM. Supporters praise the vision, but skeptics question migrating existing dApps. Ethereum could learn from Polkadot's experience, a layer-zero protocol that has been running RISC-V for over a year. While Polkadot has seen success in efficient cross-chain interoperability and developer flexibility, its governance complexities limit scaling. For now, the market views this as positive for Ethereum, as evidenced by ETH's outperformance over SOL since the post, a rival token. Ultimately, the proposal requires community buy-in, which won't happen until the pros and cons are thoroughly fleshed out and debated. Stay tuned for updates.

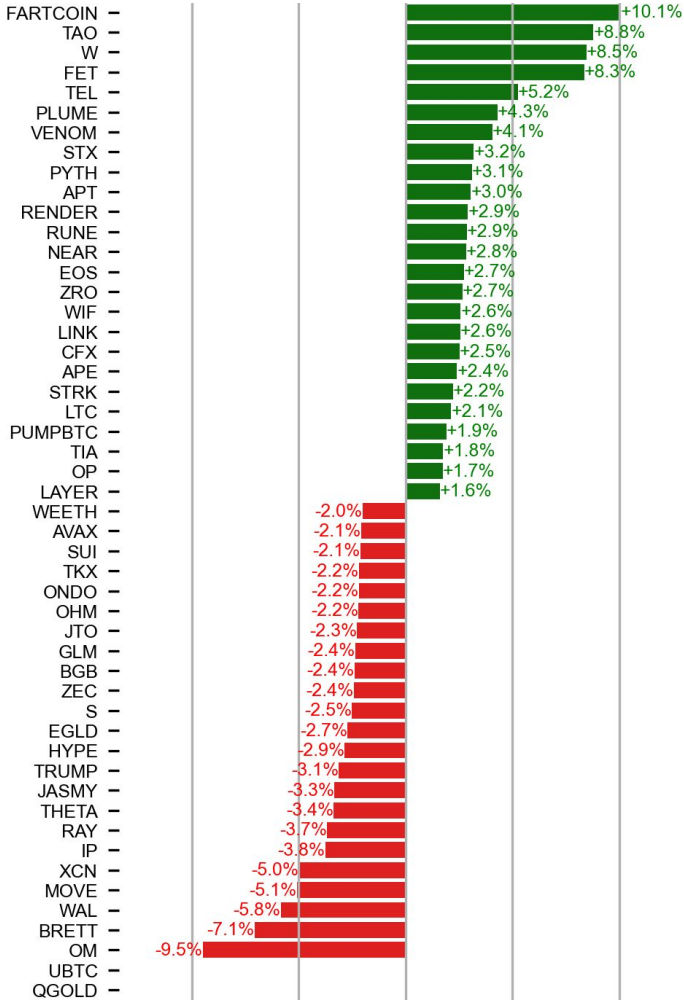


Source: Bloomberg

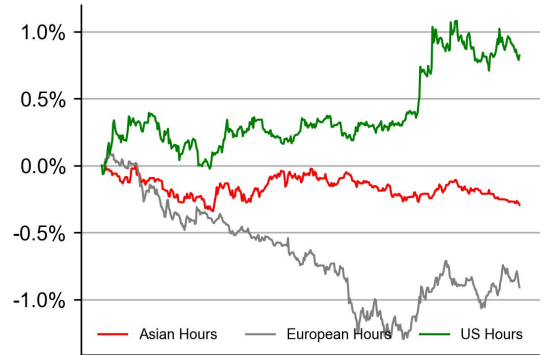
## PRICE ACTIONS

### 24H Price Change (Top/Bottom 25 from Top 200)

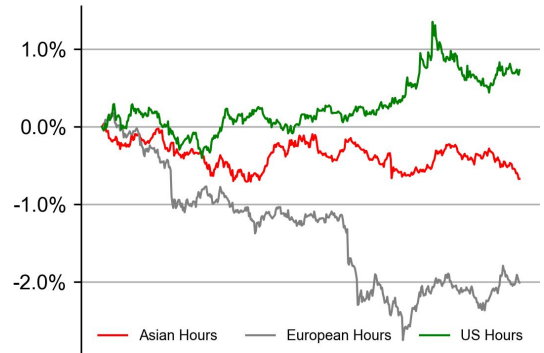
### Time Zone Analysis



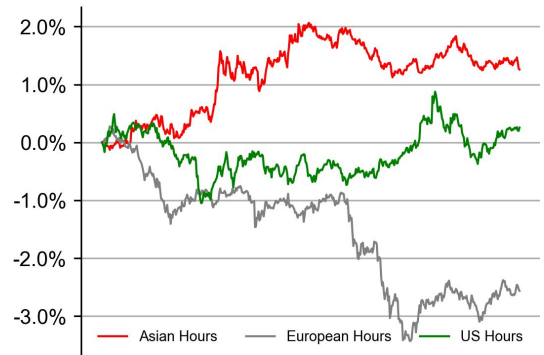
### BTC



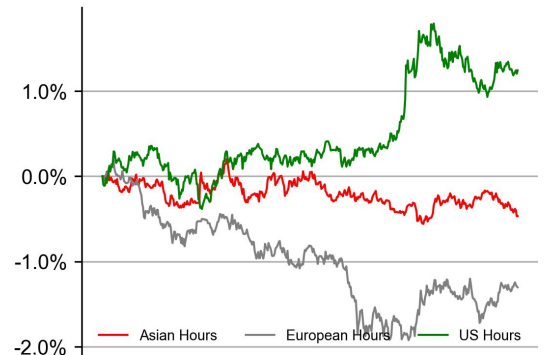
### ETH



### SOL

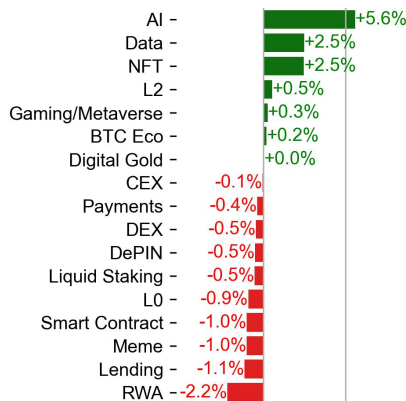
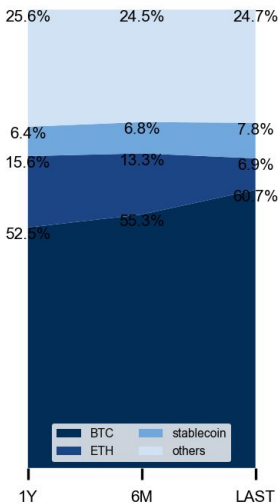


### XRP



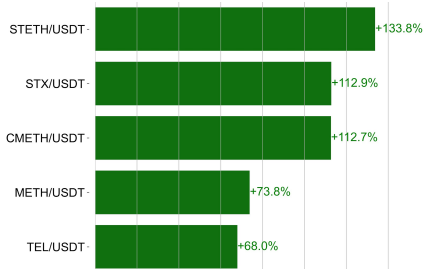
### Dominance Ratio

### Sector Performance



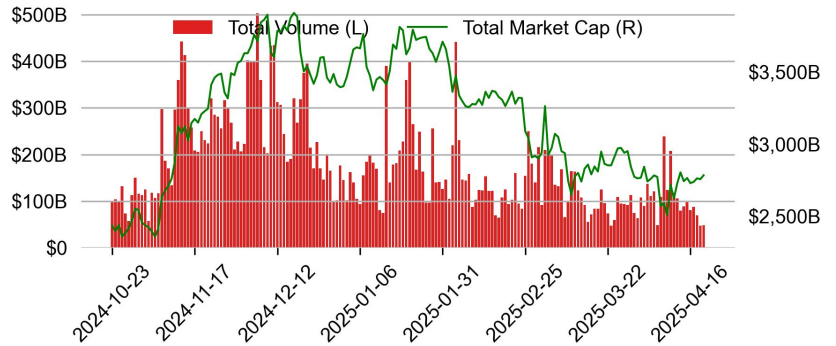
## TRADING VOLUME

### 24H Vol % Chg\*

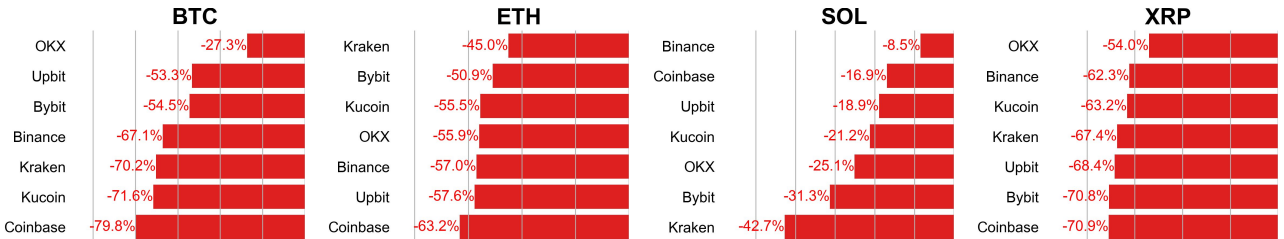


\* 5 largest 24H vol. change from the universe of top 50 assets by market cap

### Spot Volume

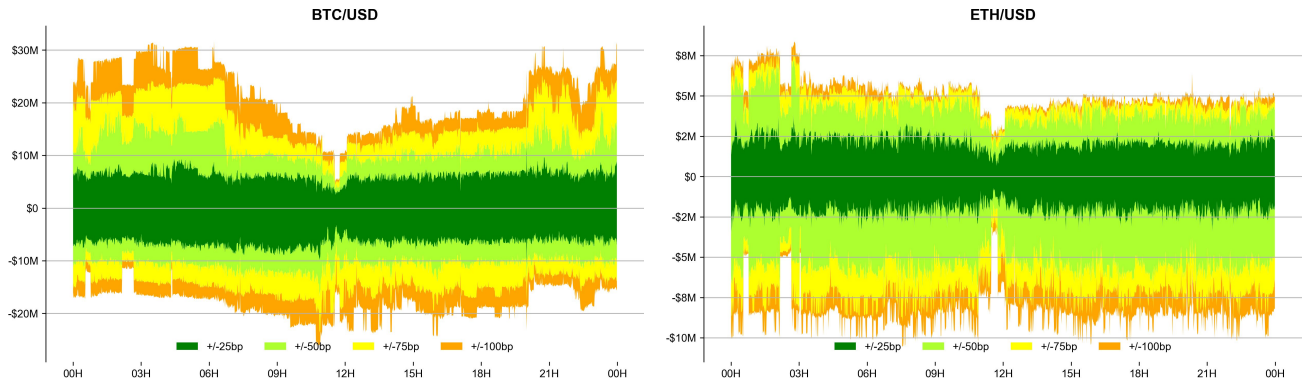


## Spot Volume Leaders (% chg vs ave)\*

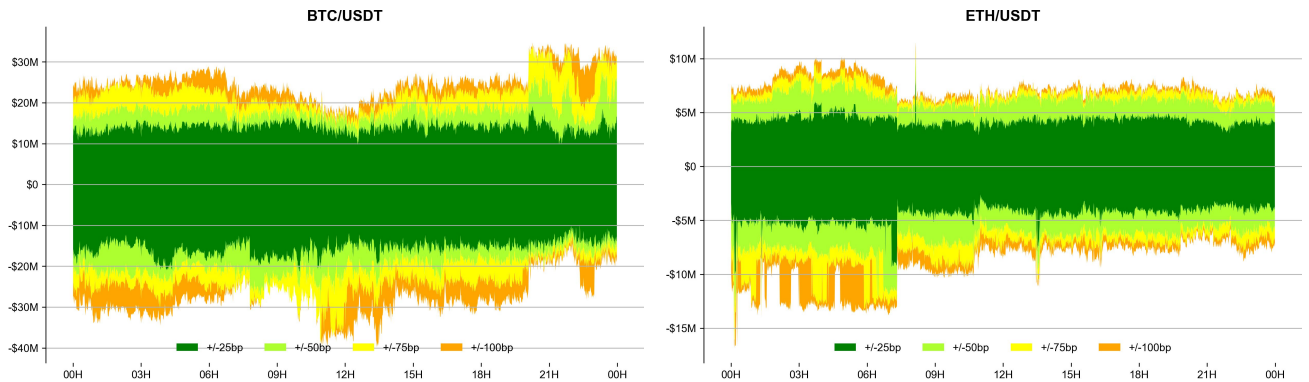


## ORDER BOOK DEPTH (within 1% best bid/ask)

### Coinbase



### Binance



## DERIVATIVES

### Open Interest / Market Cap

#### BTC

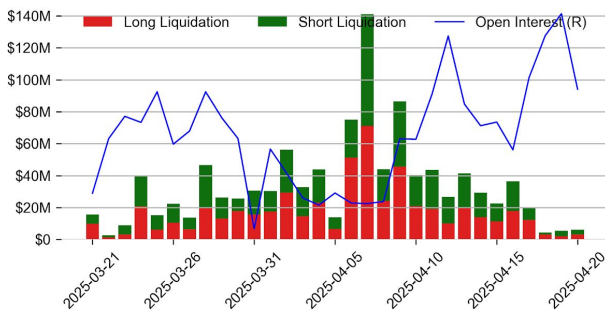


#### ETH

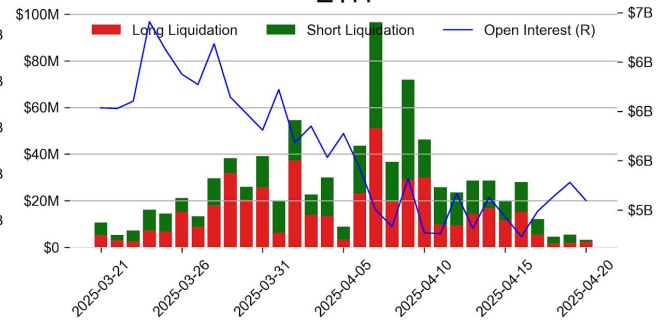


### Futures O.I. & Liquidations

#### BTC

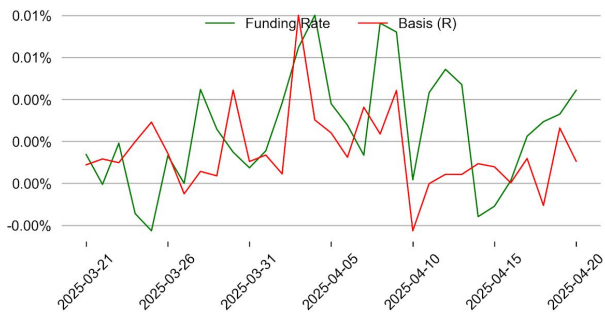


#### ETH

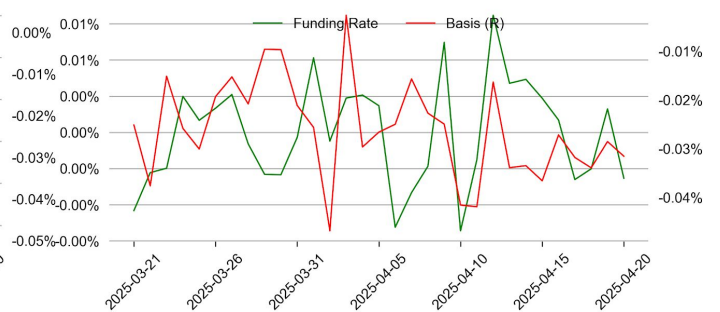


### Perps Funding Rate & Rolling Basis

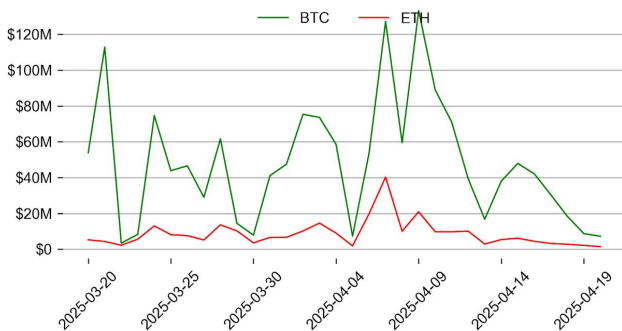
#### BTC



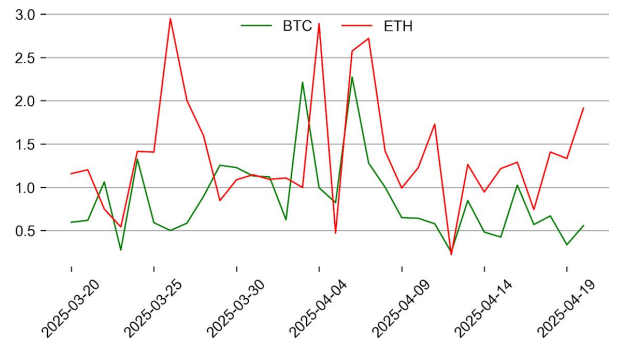
#### ETH



### Option Volume



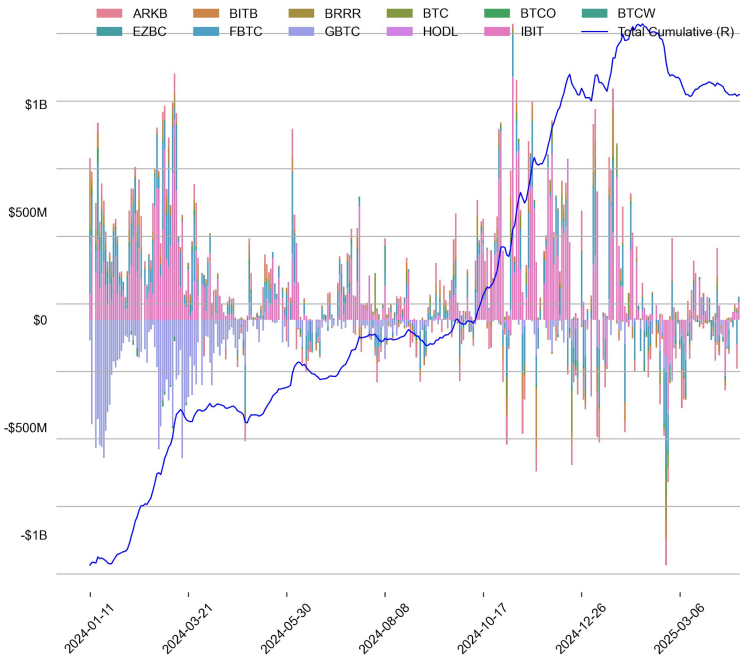
### Put Call Ratio



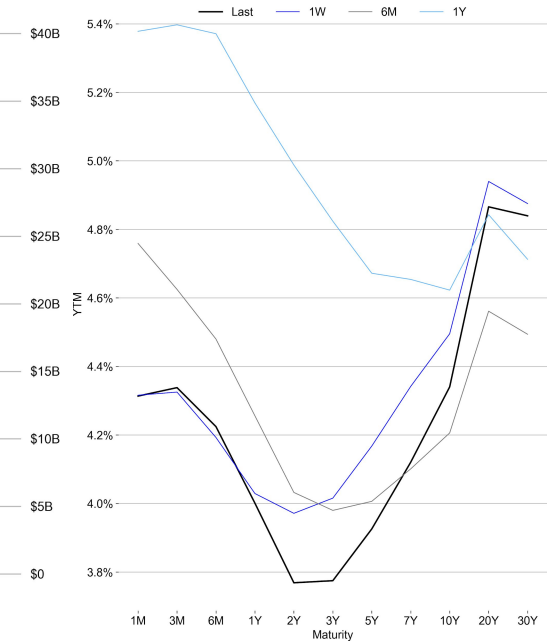
# TRADFI

	Stocks					FX				Commodity		Crypto Equity			
	S&P500	Nasdaq	EuroStoxx50	HSI	CSI300	USD/EUR	USD/JPY	USD/CNY	DXY	WTI	Gold	COIN	MSTR	MARA	RIOT
Last	5282.70	16286.45	4935.34	21395.14	3772.52	0.8777	141.59	7.2995	98.82	63.14	3361.87	175.03	317.20	12.66	6.46
1D	0.1%	-0.1%	-0.6%	1.6%	0.0%	-0.2%	-0.4%	0.0%	-0.6%	-2.4%	0.6%	1.6%	1.8%	2.8%	1.6%
1M	-5.9%	-7.0%	-10.0%	-13.5%	-5.9%	-4.3%	-5.2%	1.0%	-5.1%	-7.5%	10.3%	-3.4%	12.0%	4.9%	-12.7%
1Y	5.2%	3.8%	0.4%	31.6%	5.7%	-6.6%	-8.4%	0.8%	-6.9%	-24.1%	40.0%	-18.1%	-73.3%	-13.5%	-18.9%

## BTC Spot ETF Flow

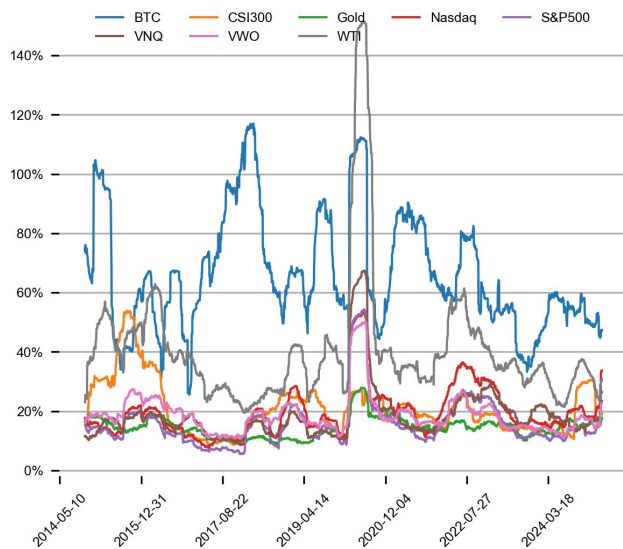


## US Treasury Yield Curve

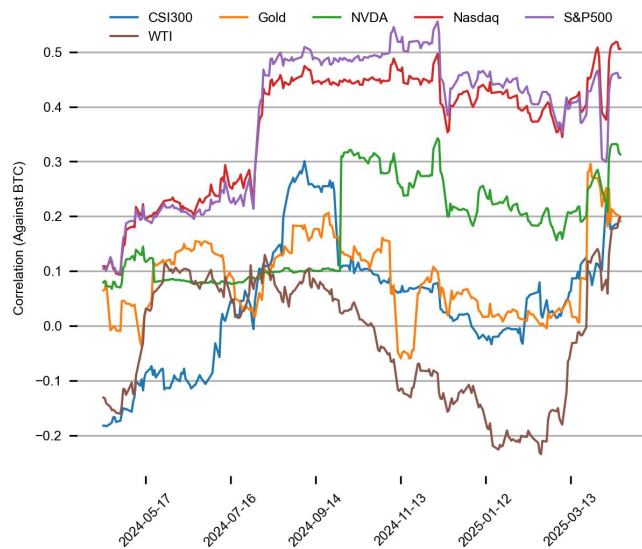


## CROSS ASSET METRICS

### Volatility



### Correlation

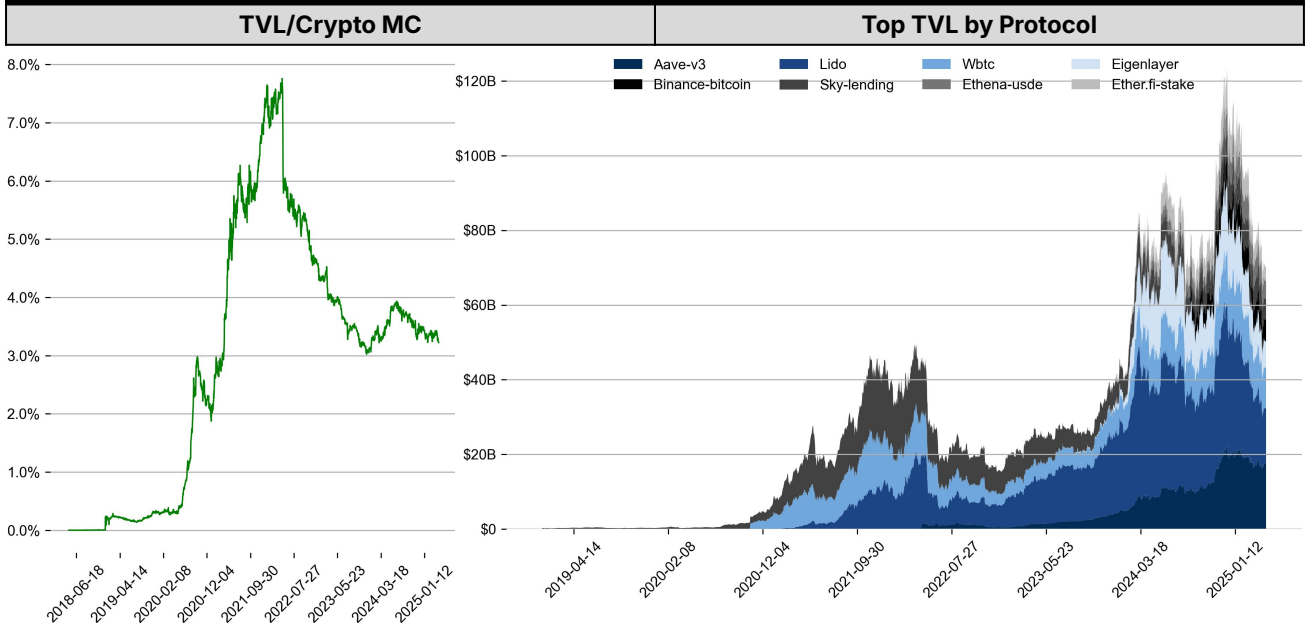




## STABLECOIN

Supply Change				USDT Prem/Disc	
	Market Cap (\$mn)	Share	7D Change		
USDT_Trone	68,256	29.2%	+0.7%		
USDT_Ethereum	63,471	27.1%	-0.6%		
USDT_Omni	83	0.0%	0.0%		
USDC	60,879	26.0%	+1.4%		
DAI	4,014	1.7%	+0.4%		
FDUSD	1,323	0.6%	-10.6%		
Others	35,842	15.3%	-0.4%		
Total	233,868	100.0%	+0.3%		

## ONCHAIN MOVES



### Top TVL Gainers\*

#	Name	7D Change
1	Uniswap V4	+249.6%
2	Anemoy Capital	+74.5%
3	Centrifuge Protocol	+73.4%
4	Felix	+73.1%
5	Buzz Farming	+21.9%

### Daily Network Fees

\* 5 largest 7 day TVL change in % terms from the universe of minimum \$100m TVL protocols, according to DefiLlama.

## EVENTS CALENDAR

Date	Title	Coins / Hosts
Apr 2, 2025	US Tariff Announcement	
Apr 2, 2025	\$14.9M Unlock	\$ENA
Apr 2, 2025	Q2 Roadmap	\$MNT
Apr 3, 2025	Initial Jobless Claims	
Apr 3, 2025	\$117M Unlock	\$W
Apr 4, 2025	US Unemployment Rate	
Apr 4, 2025	Fed Chair Powell Speaks	
Apr 7, 2025	\$66M Unlock	\$SOL
Apr 9, 2025	\$22M Unlock	\$MOVE
Apr 10, 2025	US CPI	
Apr 11, 2025	US PPI	
Apr 11, 2025	SEC Virtual Asset TF 1st Roundtable	
Apr 14, 2025	SEC- Binance Lawsuit Pause Deadline	
Apr 16, 2025	SEC - XRP Appeal Statement Submission	
Apr 18, 2025	\$412M Token Unlock	\$TRUMP
Apr 22, 2025	Earnings Call	\$TSLA
Apr 23, 2025	US Beige Book	
Apr 23, 2025	Earnings Call	\$META
Apr 23, 2025	Earnings Call	\$GOOGL
Apr 23, 2025	Earnings Call	\$MSFT
Apr 25, 2025	SEC Virtual Asset TF 2nd Roundtable	
Apr 30, 2025	BoJ Interest Rate Decision	

## DATA EXPLAINER

Headers	Source	Note
<b>PRICE ACTIONS</b> <b>TRADING VOLUME</b> <b>ORDER BOOK</b> <b>DEPTH</b> <b>DERIVATIVES</b>	Presto Labs	<p><b>Time Zone Analysis</b> separates out the asset's price action according to the business hours in Asia, Europe and US region. This is to identify which geography is responsible for price actions of the last 24hrs. The cut-offs are,</p> <ul style="list-style-type: none"> <li>- Asia: UTC 22:00 -1 to UTC 6:00</li> <li>- Europe: UTC 6:00 to 14:00</li> <li>- US: UTC 14:00 to 22:00</li> </ul> <p><b>Sector</b> constituents are, AI(FET, AGIX, OCEAN), BTC Eco(BCH, BSV, ICP, STX, ORDI), CEX(BNB, CRO, OKB, KCS, BGB), Data(LINK, GRT), DePIN(ICP, FIL, AR, HNT, SIA), DEX(UNI, INJ, RUNE, SNX, DYDX, OSMO, CRV, CAKE, GMX), Digital Gold(BTC), Gaming/Metaverse(IMX, BEAM, SAND, GALA, AXS, WEMIX, RON), LO(AVAX, DOT, TIA), L2(MATIC, OP, MNT, ARB, STRK), Lending(MKR, AAVE, COMP), Liquid Staking(LDO, RPL, JTO), Meme(DOGE, SHIB, FLOKI), NFT(APE, BLUR), Payments(XRP, LTC, XLM, XMR, ZEC), RWA(ONDO, CFG), Smart Contract(ETH, BNB, SOL, ADA, TRX, TON, APT, NEAR, HBAR, VET, ALGO, FTM, SUI, FLOW, MINA). The sector return is market-cap weighted average of the constituents' returns.</p> <p><b>Exchanges:</b> 24H spot price &amp; volume % changes and dominance ratios are from CoinGecko. Time Zone Analysis is based on data from Binance. Spot volume leaders are based on data from Binance Bybit, Coinbase, Kraken, OKX, KuCoin, HTX, Upbit, Gate.io. Futures data are from Binance OKX, Bybit, KuCoin. Options data are from Deribit.</p>
<b>TRADFI</b>	Investing.com Farside Investors	<p><b>BTC Spot ETF Flows</b> are based on data shown on farside.co.uk at UTC 03:00. Due to varying data reporting schedules among ETF sponsors, the figures may not encompass data from all 10 ETFs.</p>
<b>STABLECOIN</b> <b>ONCHAIN MOVES</b>	DefiLlama	<p><b>Stablecoin Supply</b> is a proxy for fiat on/off ramp from TradFi into crypto.</p> <p><b>USDT Prem/Disc</b> reflects the USDT supply/demand imbalance, approximating the market's risk aversion towards USDT specifically, and/or the crypto market more broadly. The data is from Coinbase.</p> <p><b>TVL/ Crypto MC Ratio</b> = Total Value Locked / Crypto Market Cap. The ratio neutralizes the TVL changes caused by asset price fluctuations.</p>
<b>EVENTS</b> <b>CALENDAR</b>	CoinMarketCap Layer GG	<p><b>Events Calendar</b> provides a summary of major events happening throughout the month.</p>

\* The Daily Market Brief is published every business day, following the Singapore calendar, excluding public holidays



## About Presto

Presto is an algorithmic trading firm where researchers and engineers solve challenging problems in global financial markets. Our core strength lies in combining engineering, mathematics, and science to navigate both digital asset and traditional finance markets with precision. Presto Research, our research unit, provides expert-driven insights to help navigate these markets effectively.

Find out more at <https://www.prestolabs.io>.

Follow Presto for more content: [X](#), [LinkedIn](#)

Follow Presto Research for latest research : [X](#), [Telegram](#)

## Authors

**Peter Chung**, Head of Research [X](#), [Telegram](#), [LinkedIn](#)

**Min Jung**, Research Analyst [X](#), [Telegram](#), [LinkedIn](#)

## Required Disclosures

*Any expression of opinion (which may be subject to change without notice) is personal to the author and the author makes no guarantee of any sort regarding accuracy or completeness of any information or analysis supplied. The views and opinions expressed herein are those of the author(s) and do not necessarily reflect the views of Presto or its affiliates. This material by itself, is not and should not be construed as an offer or a solicitation to deal in any investment product or to enter into any legal relations. This material is for informational purposes only and is only intended for sophisticated investors, and is not intended to provide accounting, legal, or tax advice, or investment recommendations, or an official statement of Presto or its affiliates. Presto, its affiliates and its employees make no representation and assume no liability to the accuracy or completeness of the information provided. Presto, its affiliates and its employees also do not warrant that such information and publications are accurate, up to date or applicable to the circumstances of any particular case. Certain statements in this document provide predictions and there is no guarantee that such predictions are currently accurate or will ultimately be realized. Prior results that are presented here are not guaranteed and prior results do not guarantee future performance. Recipients should consult their advisors before making any investment decision. Presto or its affiliates may have financial interests in, or relationships with, some of the assets, entities and/or publications discussed or otherwise referenced in the materials. Certain links that may be provided in the materials are provided for convenience and do not imply Presto's endorsement, or approval of any third-party websites or their content. Any use, review, retransmission, distribution, or reproduction of these materials, in whole or in part, is strictly prohibited in any form without the express written approval of Presto. Presto Research and related logos are trademarks of Presto, or its affiliates.*