



Daily Market Brief
Oct 7, 2024 (UTC -02:00)

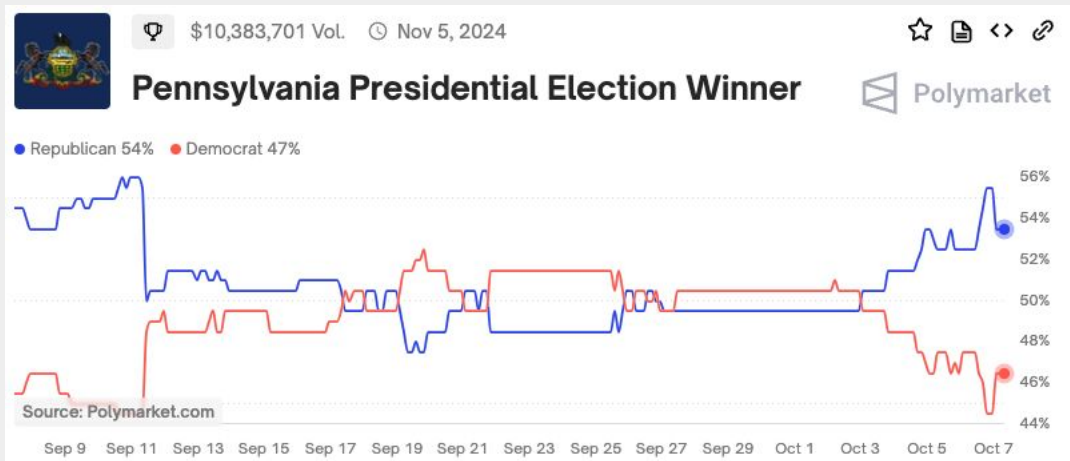
Peter Chung | Head of Research
Min Jung | Research Analyst

BTC	\$62,819.43 +1.2%	S&P500	5,751.07 +0.9%	US 10Y	3.9827% +0.0136PPT	WTI	\$73.91 -0.6%
ETH	\$2,440.33 +1.0%	Nasdaq	18,137.85 +1.2%	DXY	102.54 +0.0%	Gold	\$2,669.65 +0.1%

- The market has retraced most of the dip following the jobs report. Currently, \$BTC is trading at \$62,819, and \$ETH is trading at \$2,440. Bitcoin dominance stands at 57%, while the ETH/BTC pair is at 0.03892.
- This week’s calendar includes the FOMC minutes release and the CPI data on Thursday. Additionally, the Eigen unlock is happening on Monday, and Aptos unlock is scheduled for Friday.
- A few headlines from the weekend (including Friday EST) are: the U.S. added a blowout 254K jobs in September; EigenLayer 'erroneously transferred' \$5.5 million worth of tokens to an attacker; and the market is anticipating HBO to identify Len Sassaman as Satoshi (see below for more).
- Over the last 24 hours, the top three gainers were \$SPX, \$NIERO, and \$GIGA, while the top three losers were \$ALEO, \$KAS, and \$XMR.

Trump’s Rally, Memecoin Surge, and Satoshi Speculation

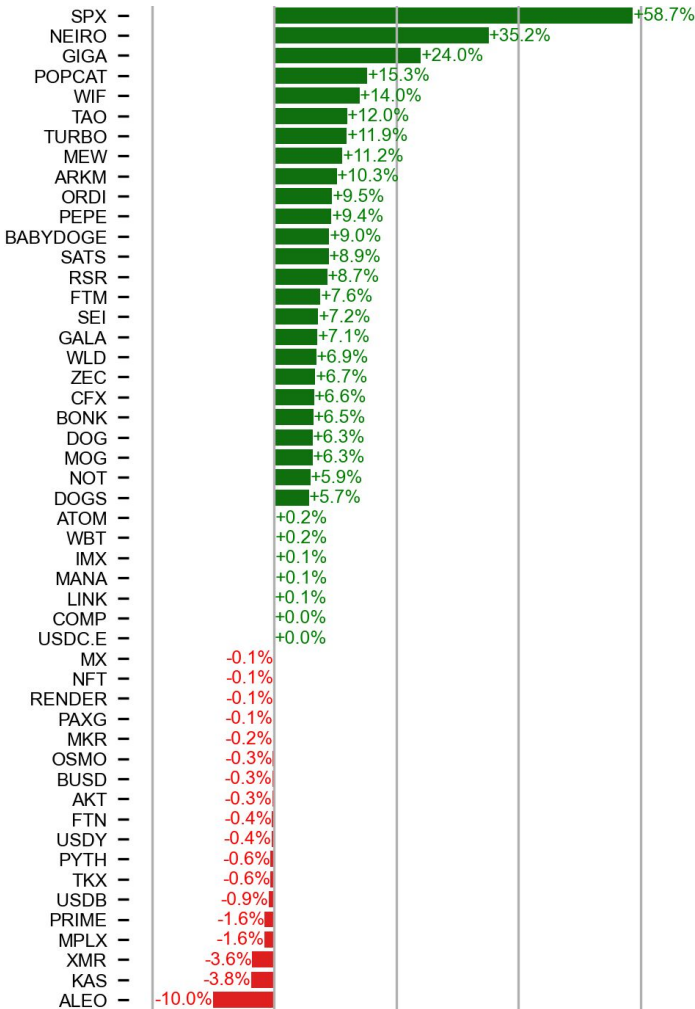
Over the weekend, three key events stood out: 1) Trump overtook Harris in Pennsylvania betting odds, 2) memecoins rallied, and 3) speculation resurfaced about Satoshi Nakamoto’s identity. Musk’s appearance at Trump’s Butler, PA rally seems to have boosted Trump’s lead in a key swing state. Memecoins, especially newer ones, saw double-digit gains, fueled by the ongoing ‘Memecoin Supercycle’ narrative (see [9/30/24 Daily](#) for more). Lastly, the crypto world is buzzing about HBO’s upcoming ‘Money Electric: The Bitcoin Mystery,’ which some believe will claim the late Len Sassaman as Bitcoin's creator. While the truth of that is uncertain, the fact that a major network with nearly 100 million subscribers is airing a 90-minute show on Bitcoin could significantly raise public awareness on what is still an esoteric asset to many. Since real growth in crypto comes from ‘orange-pilling’ skeptics, engaging people outside the crypto echo chamber is what the industry needs to do more of.



Source: Polymarket

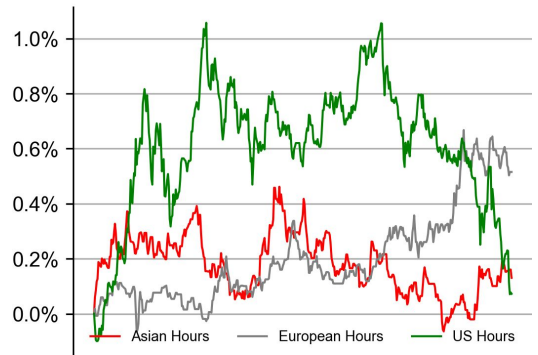
PRICE ACTIONS

24H Price Change (Top/Bottom 25 from Top 200)

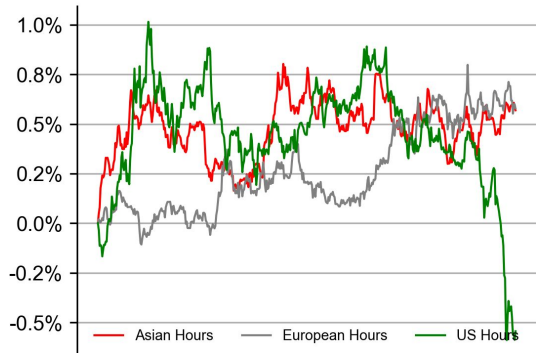


Time Zone Analysis

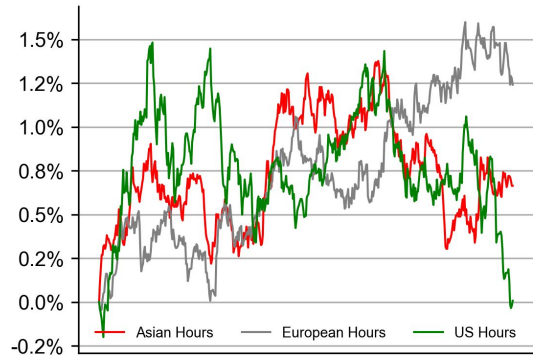
BTC



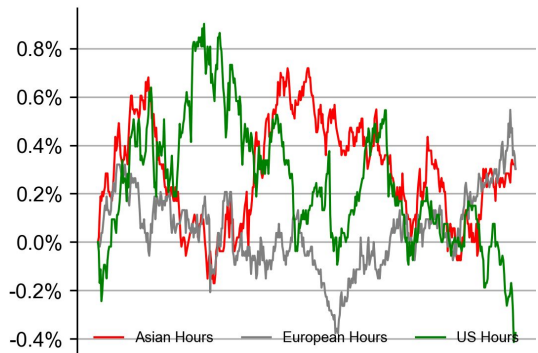
ETH



SOL

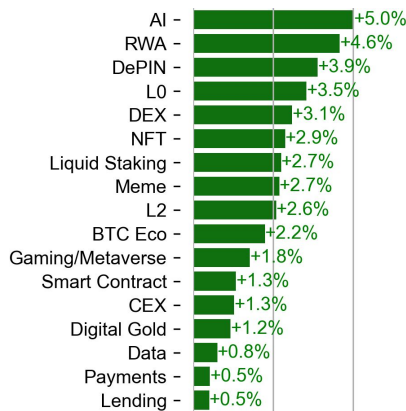
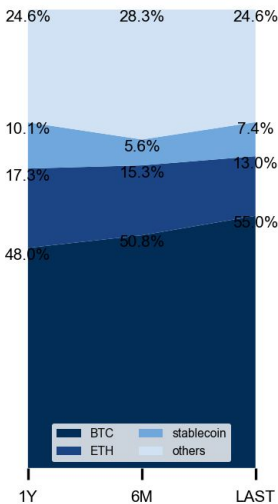


XRP



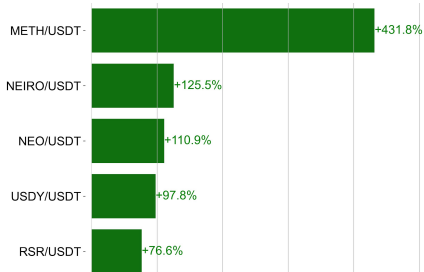
Dominance Ratio

Sector Performance

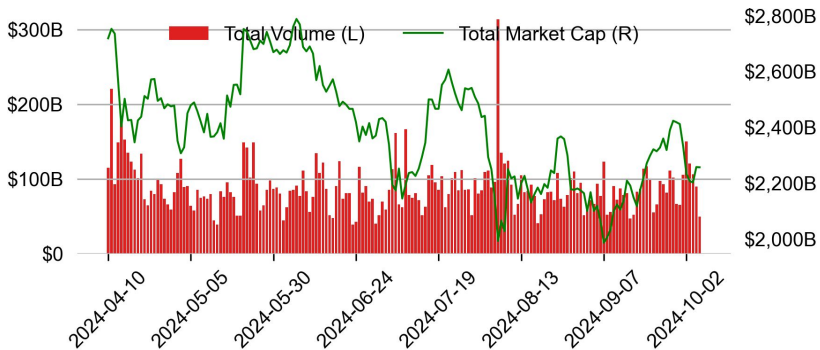


TRADING VOLUME

24H Vol % Chg*

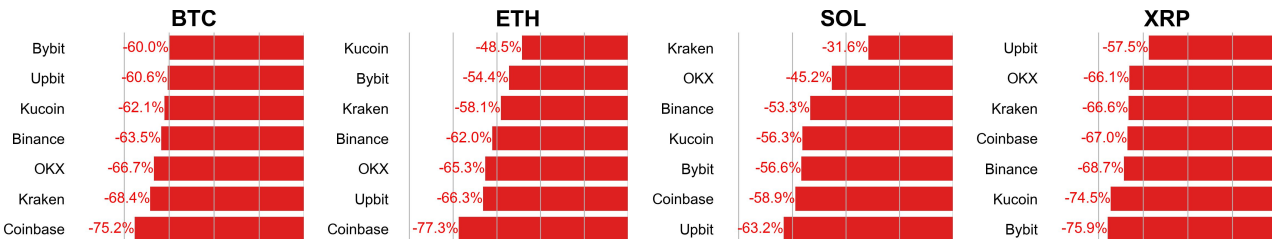


Spot Volume



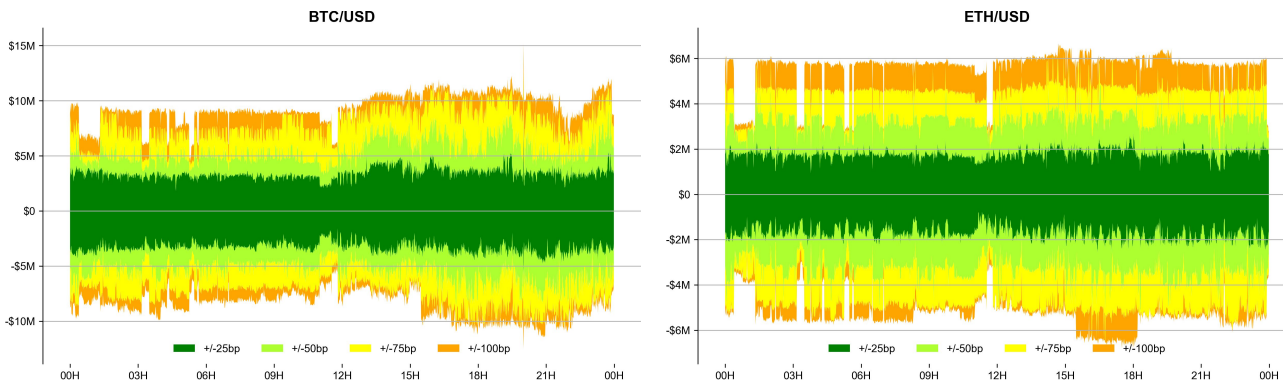
* 5 largest 24H vol. change from the universe of top 50 assets by market cap

Spot Volume Leaders (% chg vs ave)*

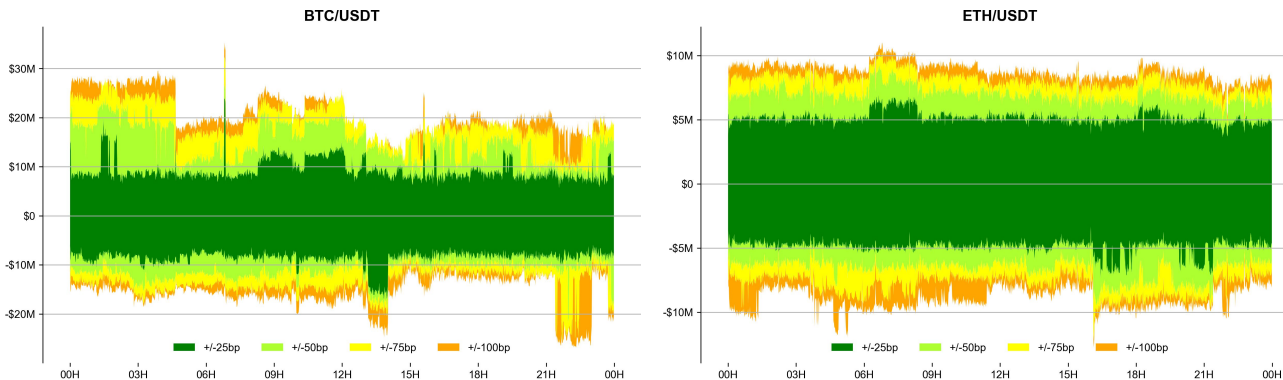


ORDER BOOK DEPTH (within 1% best bid/ask)

Coinbase

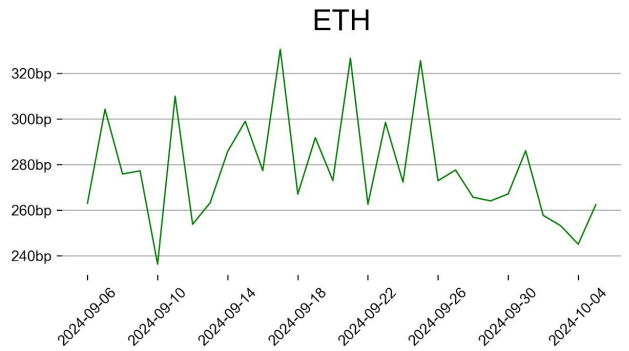
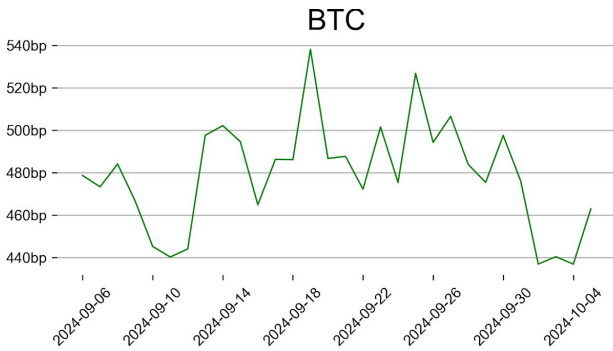


Binance

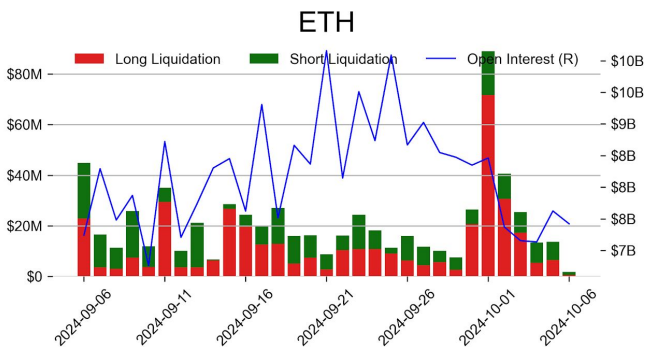
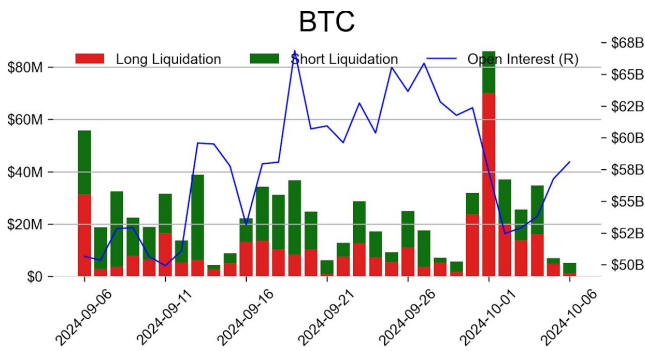


DERIVATIVES

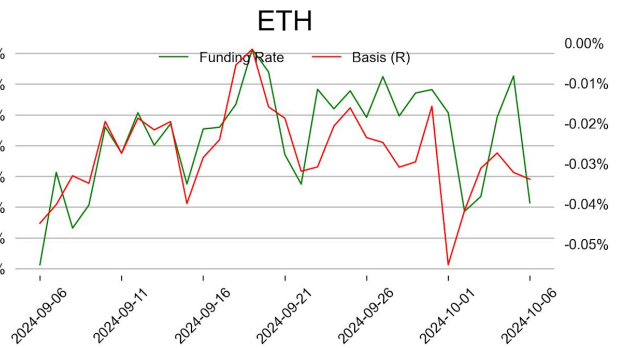
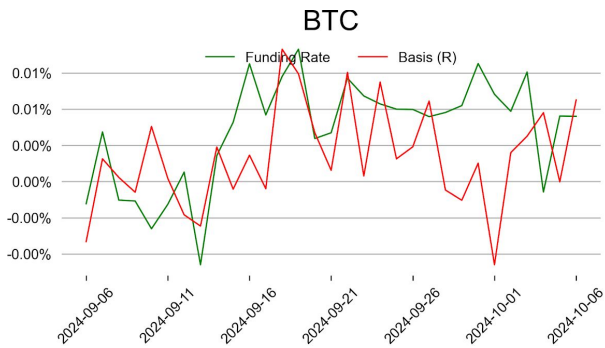
Open Interest / Market Cap



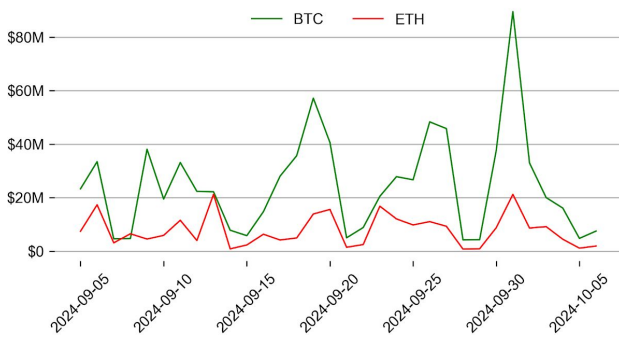
Futures O.I. & Liquidations



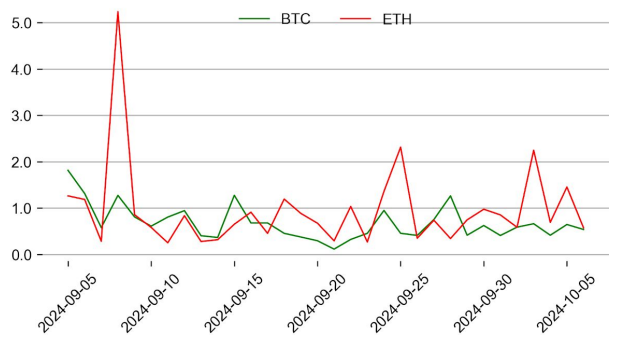
Perps Funding Rate & Rolling Basis



Option Volume



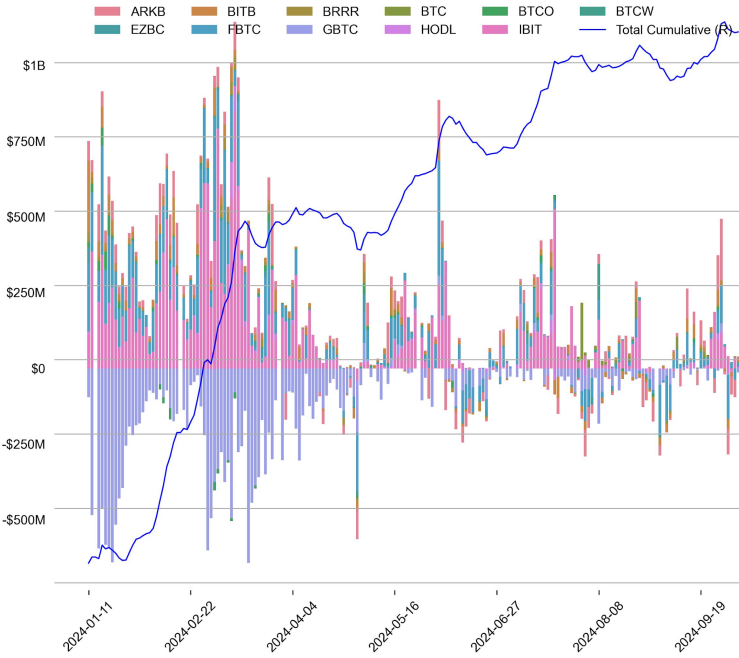
Put Call Ratio



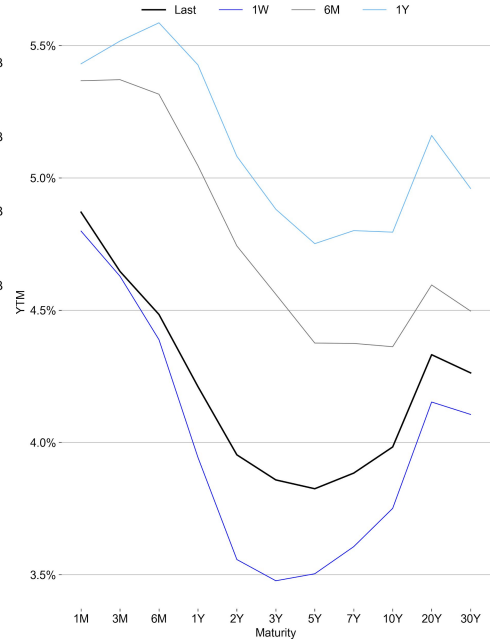
TRADFI

	Stocks					FX				Commodity		Crypto Equity			
	S&P500	Nasdaq	EuroStoxx50	HSI	CSI300	USD/EUR	USD/JPY	USD/CNY	DXY	WTI	Gold	COIN	MSTR	MARA	RIOT
Last	5751.07	18137.85	4954.94	22736.87	4017.85	0.9115	148.79	7.0176	102.54	73.91	2669.65	170.91	176.51	16.31	7.85
1D	0.9%	1.2%	0.7%	2.8%	8.5%	0.0%	0.1%	0.0%	0.0%	-0.6%	0.1%	4.8%	8.0%	5.4%	5.7%
1M	4.2%	6.2%	2.2%	30.2%	21.0%	1.0%	4.6%	-1.3%	1.4%	10.3%	5.7%	4.7%	41.4%	9.6%	14.6%
1Y	35.1%	37.2%	20.9%	32.1%	8.9%	-3.5%	-0.4%	-3.9%	-3.3%	-10.7%	44.7%	129.0%	-45.4%	119.8%	-12.9%

BTC Spot ETF Flow

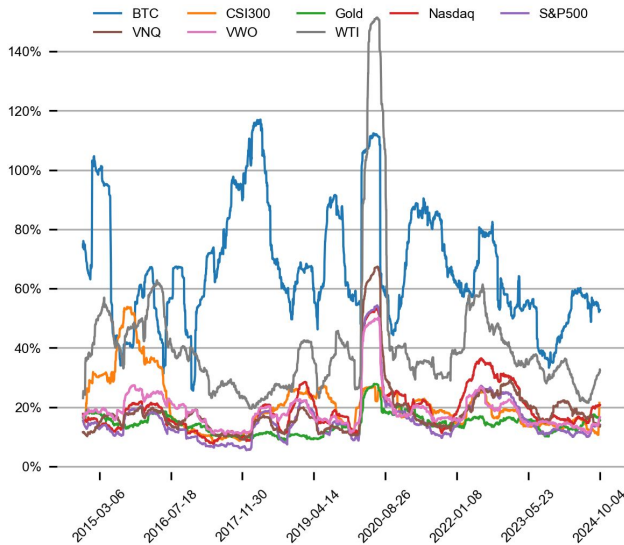


US Treasury Yield Curve

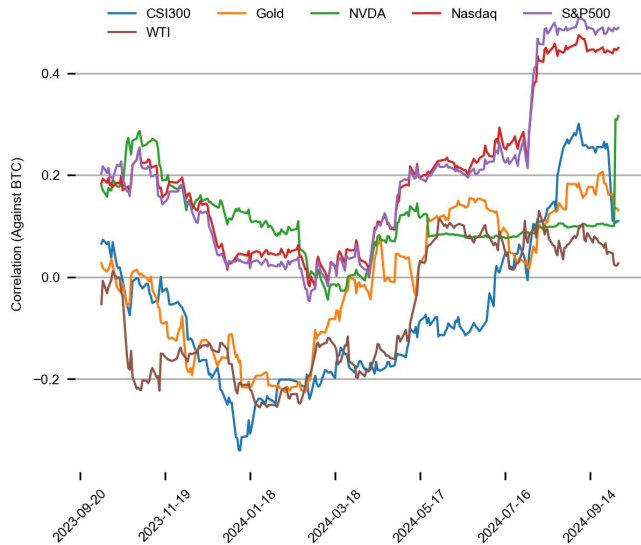


CROSS ASSET METRICS

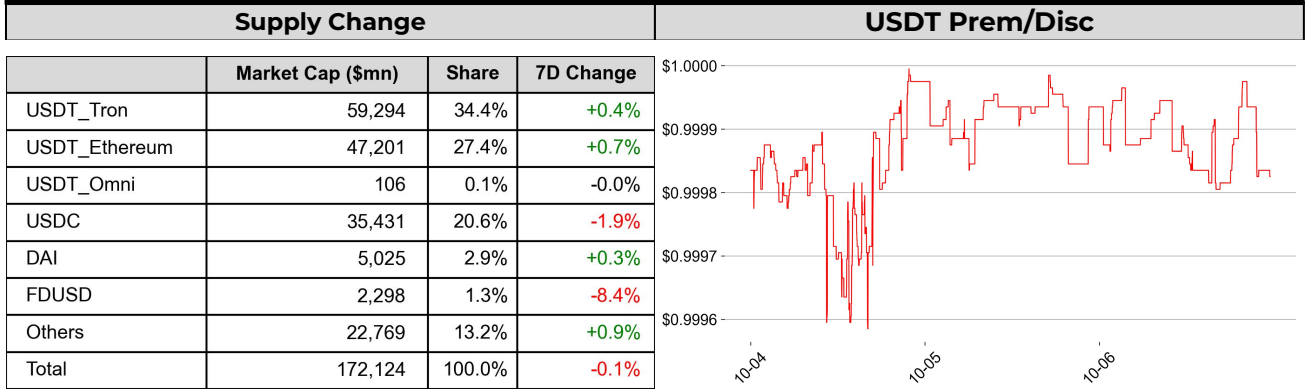
Volatility



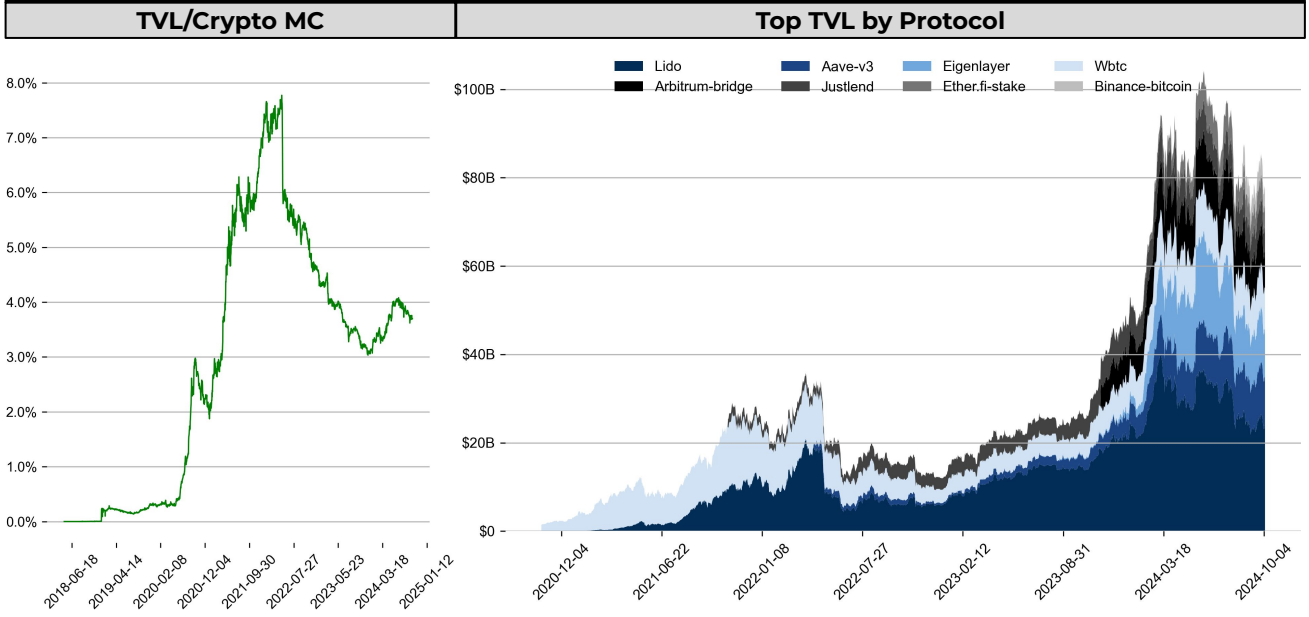
Correlation



STABLECOIN



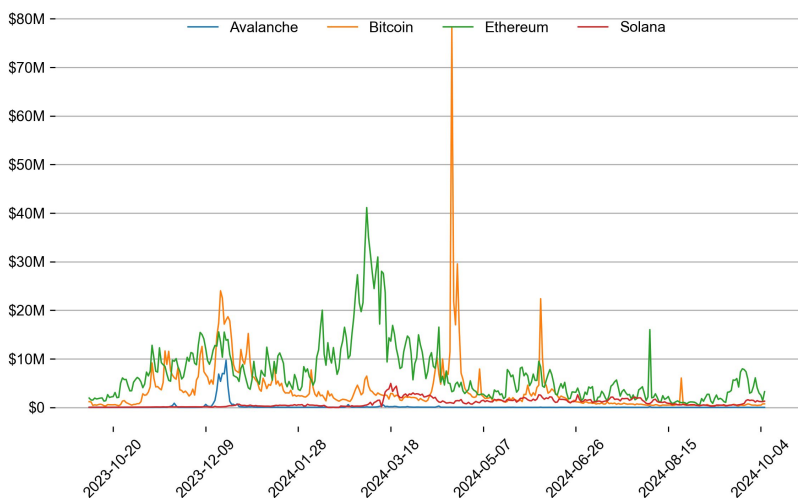
ONCHAIN MOVES



Top TVL Gainers*

#	Name	7D Change
1	Ignition FBTC	+36.6%
2	Lombard	+30.0%
3	Maker RWA	+19.0%
4	Polymarket	+12.2%
5	Cetus AMM	+9.6%

Daily Network Fees



* 5 largest 7 day TVL change in % terms from the universe of minimum \$100m TVL protocols, according to DefiLlama.

EVENTS CALENDAR

Date	Title	Coins / Hosts
Oct 9, 2024	Nakamoto Hard Fork	\$STX
Oct 11, 2024	11.31M Token Unlock	\$APT
Oct 14, 2024	12M Token Unlock	\$TAIKO
Oct 14, 2024	12.58M Token Unlock	\$AXS
Oct 15, 2024	64M Token Unlock	\$STRK
Oct 15, 2024	Mainnet Launch	\$DUSK
Oct 16, 2024	92.65M Token Unlock	\$ARB
Oct 19, 2024	54.37M Token Unlock	\$PIXEL
Oct 21, 2024	World Chain	\$WLD
Oct 22, 2024	18.49M Token Unlock	\$ID
Oct 23, 2024	RNDR to RENDER Migration	\$RNDR
Oct 26, 2024	Migration Deadline	\$BEAM
Oct 27, 2024	14.08M Token Unlock	\$YGG
Oct 28, 2024	8.07M Token Unlock	\$AGIX
Oct 30, 2024	175.56M Token Unlock	\$TIA

DATA EXPLAINER

Headers	Source	Note
PRICE ACTIONS TRADING VOLUME ORDER BOOK DEPTH DERIVATIVES	Presto Labs	<p>Time Zone Analysis separates out the asset's price action according to the business hours in Asia, Europe and US region. This is to identify which geography is responsible for price actions of the last 24hrs. The cut-offs are,</p> <ul style="list-style-type: none"> - Asia: UTC 22:00 -1 to UTC 6:00 - Europe: UTC 6:00 to 14:00 - US: UTC 14:00 to 22:00 <p>Sector constituents are, AI(FET, AGIX, OCEAN), BTC Eco(BCH, BSV, ICP, STX, ORDI), CEX(BNB, CRO, OKB, KCS, BGB), Data(LINK, GRT), DePIN(ICP, FIL, AR, HNT, SIA), DEX(UNI, INJ, RUNE, SNX, DYDX, OSMO, CRV, CAKE, GMX), Digital Gold(BTC), Gaming/Metaverse(IMX, BEAM, SAND, GALA, AXS, WEMIX, RON), L0(AVAX, DOT, TIA), L2(MATIC, OP, MNT, ARB, STRK), Lending(MKR, AAVE, COMP), Liquid Staking(LDO, RPL, JTO), Meme(DOGE, SHIB, FLOKI), NFT(APE, BLUR), Payments(XRP, LTC, XLM, XMR, ZEC), RWA(ONDO, CFG), Smart Contract(ETH, BNB, SOL, ADA, TRX, TON, APT, NEAR, HBAR, VET, ALGO, FTM, SUI, FLOW, MINA). The sector return is market-cap weighted average of the constituents' returns.</p> <p>Exchanges: 24H spot price & volume % changes and dominance ratios are from CoinGecko. Time Zone Analysis is based on data from Binance. Spot volume leaders are based on data from Binance Bybit, Coinbase, Kraken, OKX, KuCoin, HTX, Upbit, Gate.io. Futures data are from Binance OKX, Bybit, KuCoin. Options data are from Deribit.</p>
TRADFI	Investing.com Farside Investors	<p>BTC Spot ETF Flows are based on data shown on farside.co.uk at UTC 03:00. Due to varying data reporting schedules among ETF sponsors, the figures may not encompass data from all 10 ETFs.</p>
STABLECOIN ONCHAIN MOVES	DefiLlama	<p>Stablecoin Supply is a proxy for fiat on/off ramp from TradFi into crypto.</p> <p>USDT Prem/Disc reflects the USDT supply/demand imbalance, approximating the market's risk aversion towards USDT specifically, and/or the crypto market more broadly. The data is from Coinbase.</p> <p>TVL/ Crypto MC Ratio = Total Value Locked / Crypto Market Cap. The ratio neutralizes the TVL changes caused by asset price fluctuations.</p>
EVENTS CALENDAR	CoinMarketCap Layer GG	<p>Events Calendar provides a summary of major events happening throughout the month.</p>

* The Daily Market Brief is published every business day, following the Singapore calendar, excluding public holidays

About Presto

Founded in 2014, Presto is a proprietary trading and financial services firm specializing in algorithmic trading across both digital assets and traditional markets. With a focus on delivering exceptional value for clients through a rigorous, research-driven approach to investment and trade execution, Presto processes over 100 million trades daily. The company maintains a global presence with offices in various countries, including Singapore. Presto Research is a research unit within Presto.

Find out more at <https://www.prestolabs.io>.

Follow Presto for more content: [X](#), [LinkedIn](#)

Follow Presto Research for latest research : [X](#), [Telegram](#)

Authors

Peter Chung, Head of Research [X](#), [Telegram](#), [LinkedIn](#)

Min Jung, Research Analyst [X](#), [Telegram](#), [LinkedIn](#)

Required Disclosures

Any expression of opinion (which may be subject to change without notice) is personal to the author and the author makes no guarantee of any sort regarding accuracy or completeness of any information or analysis supplied. The views and opinions expressed herein are those of the author(s) and do not necessarily reflect the views of Presto Labs or its affiliates. This material by itself, is not and should not be construed as an offer or a solicitation to deal in any investment product or to enter into any legal relations. This material is for informational purposes only and is only intended for sophisticated investors, and is not intended to provide accounting, legal, or tax advice, or investment recommendations, or an official statement of Presto Labs or its affiliates. Presto Labs, its affiliates and its employees make no representation and assume no liability to the accuracy or completeness of the information provided. Presto Labs, its affiliates and its employees also do not warrant that such information and publications are accurate, up to date or applicable to the circumstances of any particular case. Certain statements in this document provide predictions and there is no guarantee that such predictions are currently accurate or will ultimately be realized. Prior results that are presented here are not guaranteed and prior results do not guarantee future performance. Recipients should consult their advisors before making any investment decision. Presto Labs or its affiliates may have financial interests in, or relationships with, some of the assets, entities and/or publications discussed or otherwise referenced in the materials. Certain links that may be provided in the materials are provided for convenience and do not imply Presto Labs' endorsement, or approval of any third-party websites or their content. Any use, review, retransmission, distribution, or reproduction of these materials, in whole or in part, is strictly prohibited in any form without the express written approval of Presto Labs. Presto Research and related logos are trademarks of Presto Labs, or its affiliates.