

Daily Market Brief

Jun 6, 2025 (UTC -02:00)

Peter Chung | Head of Research
Min Jung | Research Analyst

BTC	\$101,521.85 -3.0%	S&P500	5,939.31 -0.5%	US 10Y	4.3930% +0.0368PPT	WTI	\$63.23 +0.6%
ETH	\$2,414.36 -7.4%	Nasdaq	19,298.45 -0.8%	DXY	98.68 -0.1%	Gold	\$3,384.81 -0.4%

- Market slides since US opened. As of now \$BTC is trading at \$101,521 and \$ETH is trading at \$2,414. Bitcoin dominance stands at 64.54%.
- Circle priced its IPO at \$31 per share, raising \$1.05 billion by selling 34 million shares, valuing the company at \$6.8 billion. On its NYSE debut, the stock surged 168% to close at \$83.23 with a trading volume of over 47.1 million shares, bringing the company's total market cap to \$18.5 billion.
- A few other headlines include, Elon exposes Trump is included in the Epstein Files, Tether announced a strategic investment in Shiga Digital, an African blockchain financial platform, and Coinbase adds \$FARTCOIN and \$SQD to its roadmap.
- During the last 24 hours, the top three gainers were \$FARTCOIN, \$TRX, and \$BDX, while the top three losers were \$ZBCN, \$LDO, and \$SYRUP.

Will Trump Spat Push Musk to Bitcoin Maximalism?

At the heart of the now-very-public Musk-Trump spat is Trump's budget proposal, dubbed the "Big Beautiful Bill," which Musk slams as a "disgusting abomination" that could balloon the national debt by \$2.4–\$5 trillion. Musk warns that rising debt could crowd out essential public spending, as the U.S. government already spends as much on interest payments as on military spending. Trump dismisses these concerns as exaggerated, touting tariff revenues and spending cuts. Given that fears of government spending

abuse and eroding USD confidence unite

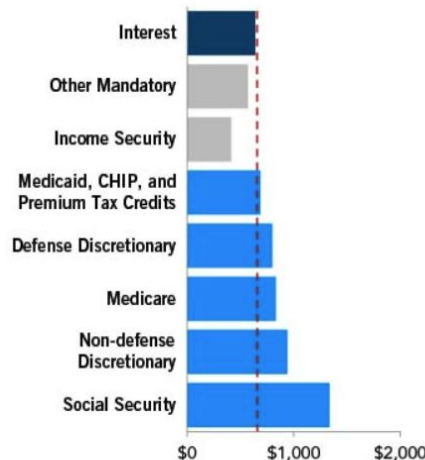
Bitcoiners, some, like Max Keiser, speculate Musk may soon embrace Bitcoin maximalism.

Tesla, an early Bitcoin adopter in 2020, holds \$1.1 billion in BTC but hasn't added since 2024. If Keiser is correct, Tesla could climb the corporate BTC rankings, and its stock could counter selling pressure from the White House feud, which tanked by 14% as both traded barbs on social media last night.

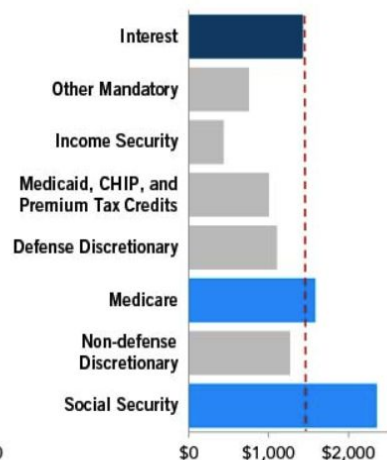


Spending on interest will exceed spending on a number of categories over the next decade

FISCAL YEAR 2033 (BILLIONS OF DOLLARS)



FISCAL YEAR 2033 (BILLIONS OF DOLLARS)



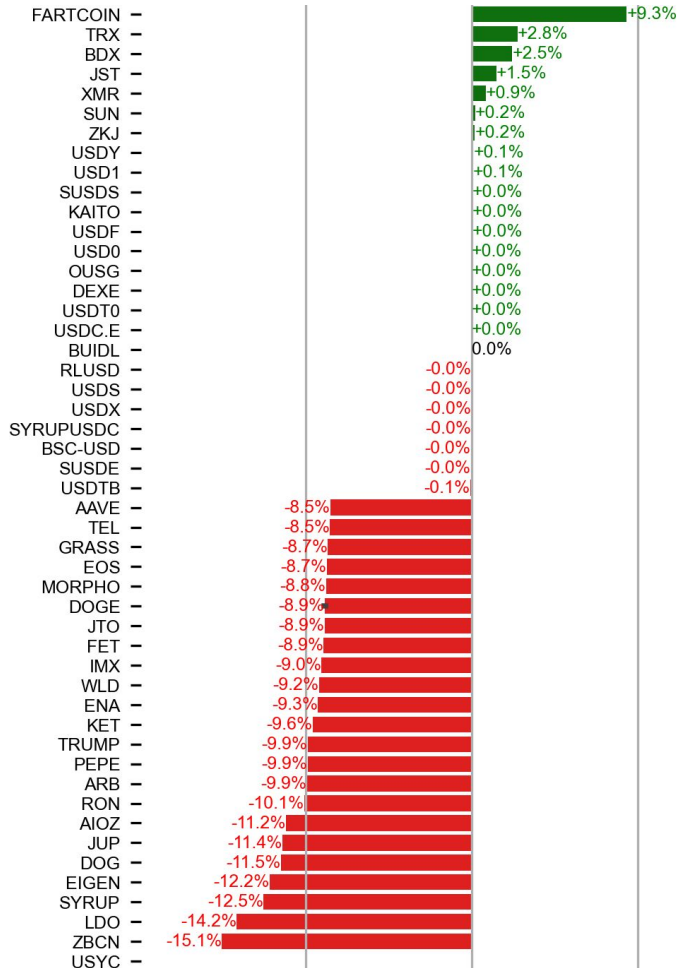
SOURCE: Congressional Budget Office, The Budget and Economic Outlook: 2023 to 2033, February 2023.
NOTES: Medicare outlays are net of offsetting receipts. Income Security outlays include only mandatory programs.
© 2023 Peter G. Peterson Foundation

PGPF.ORG

Source: Peter G. Peterson Foundation

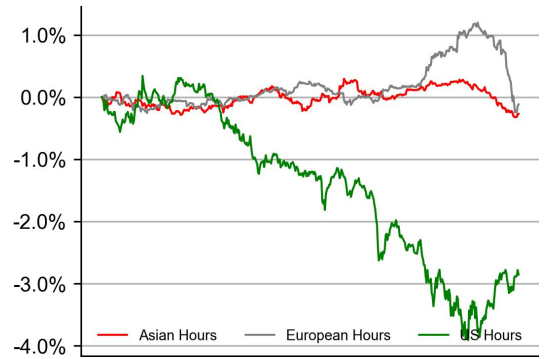
PRICE ACTIONS

24H Price Change (Top/Bottom 25 from Top 200)

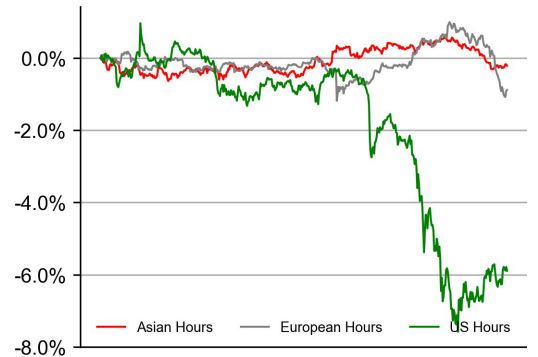


Time Zone Analysis

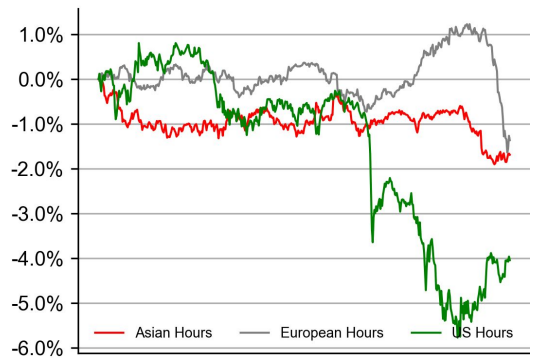
BTC



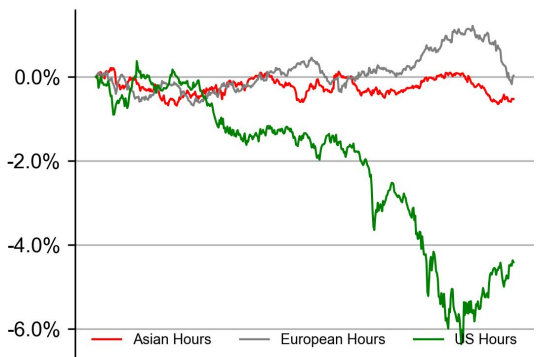
ETH



SOL

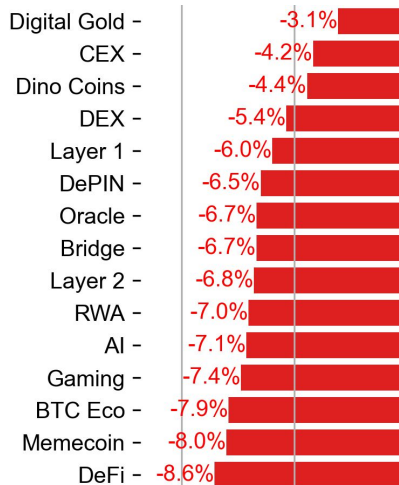
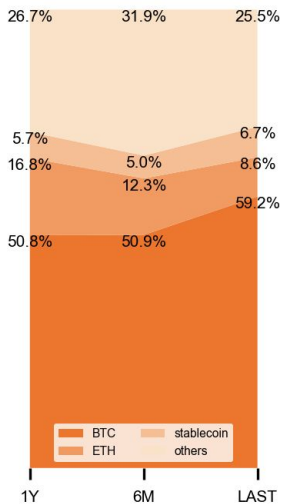


XRP



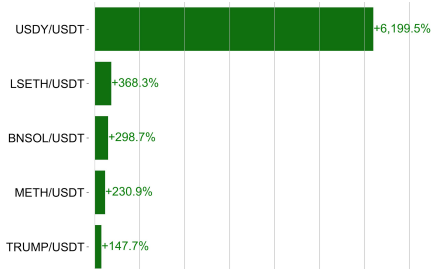
Dominance Ratio

Sector Performance



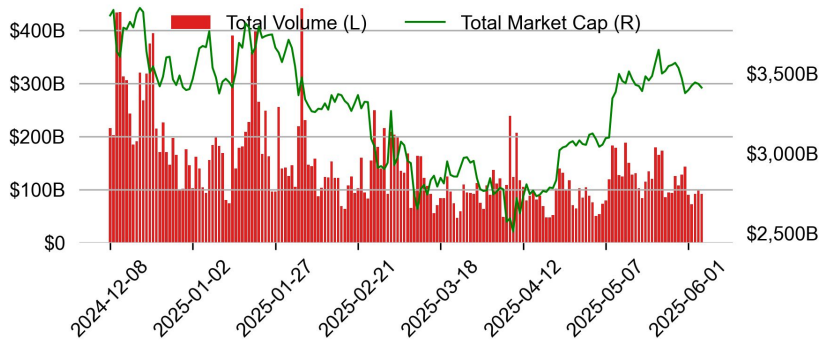
TRADING VOLUME

24H Vol % Chg*

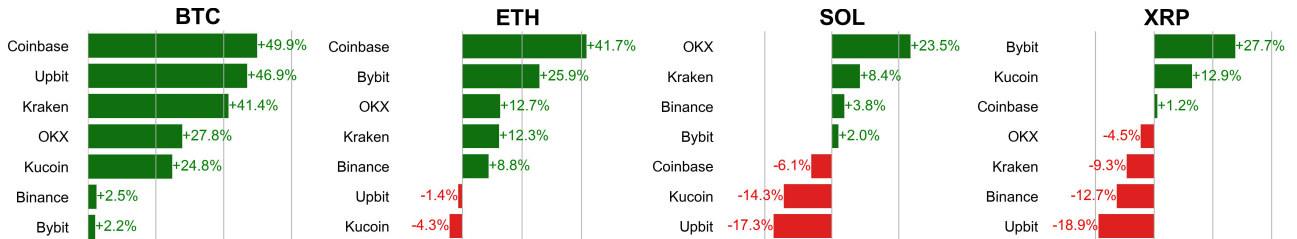


* 5 largest 24H vol. change from the universe of top 50 assets by market cap

Spot Volume



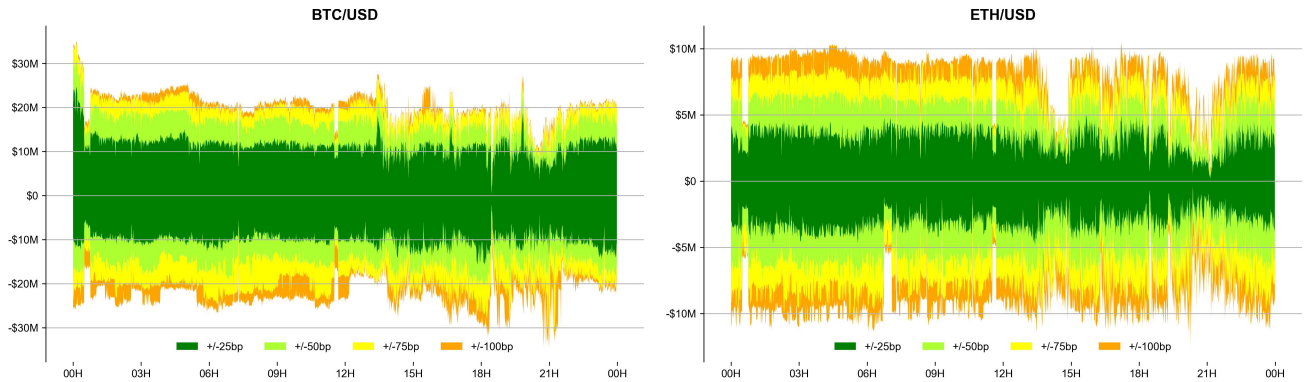
Spot Volume Leaders (% chg vs ave)*



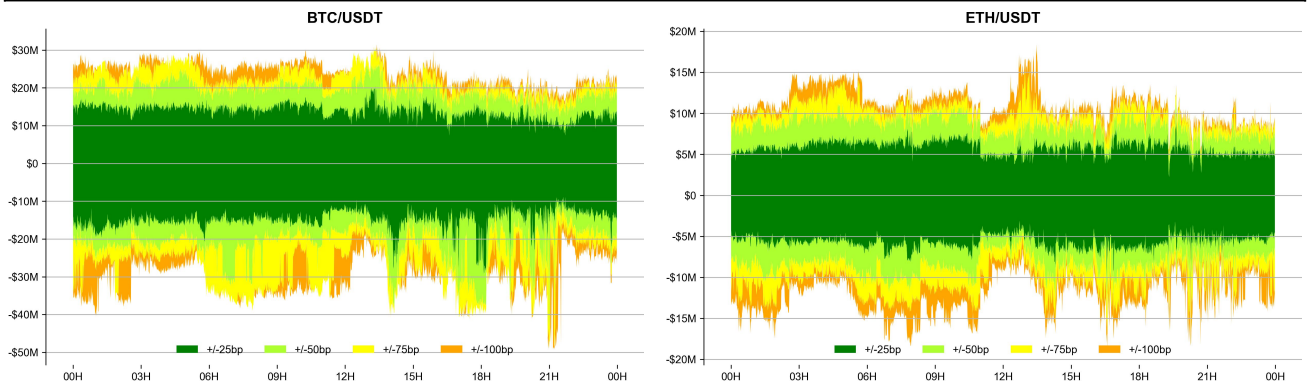
* ranked by the % difference between the 24H volume vs. the 30-day average

ORDER BOOK DEPTH (within 1% best bid/ask)

Coinbase



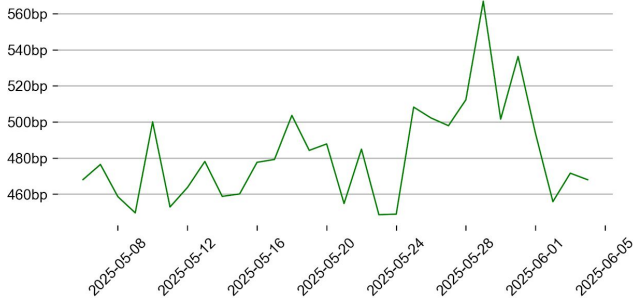
Binance



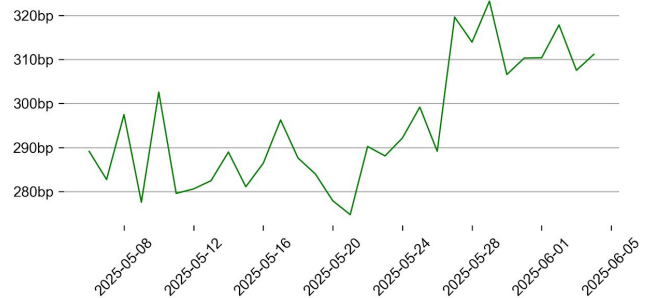
DERIVATIVES

Open Interest / Market Cap

BTC

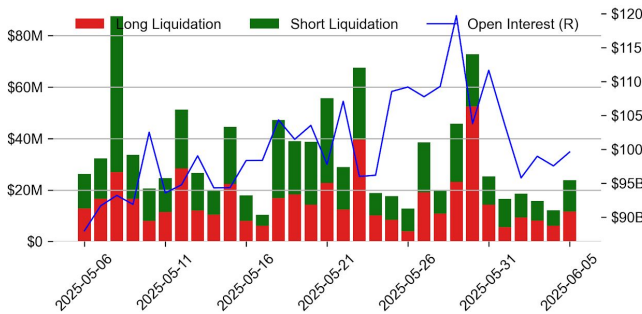


ETH

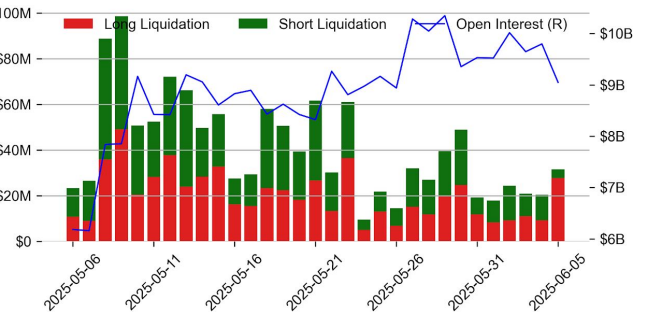


Futures O.I. & Liquidations

BTC

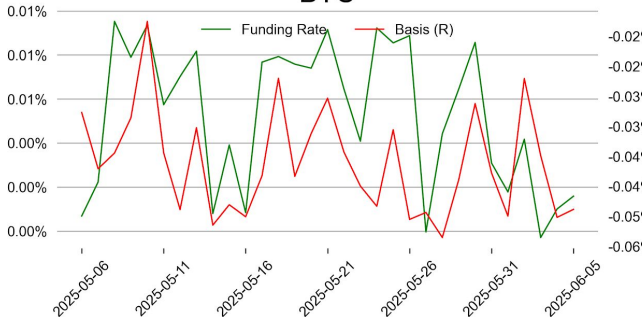


ETH

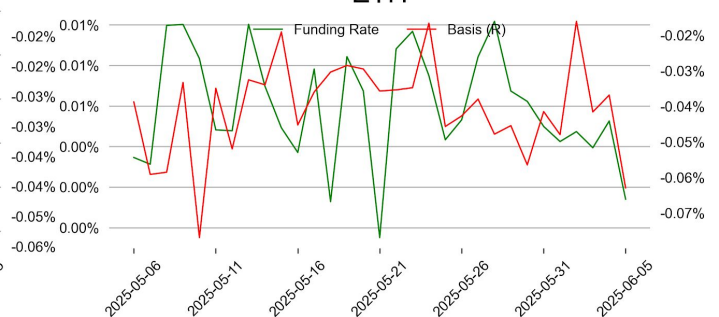


Perps Funding Rate & Rolling Basis

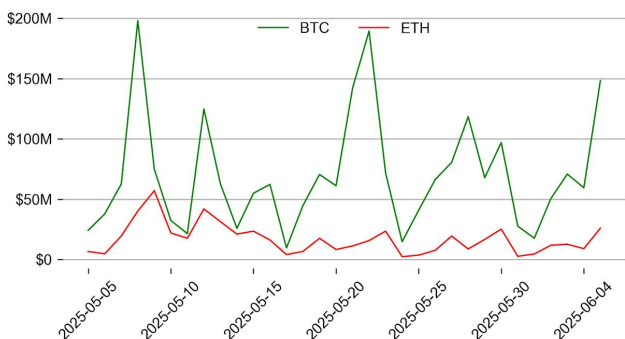
BTC



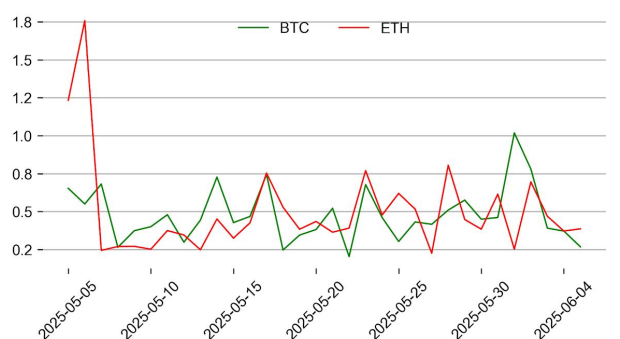
ETH



Option Volume



Put Call Ratio



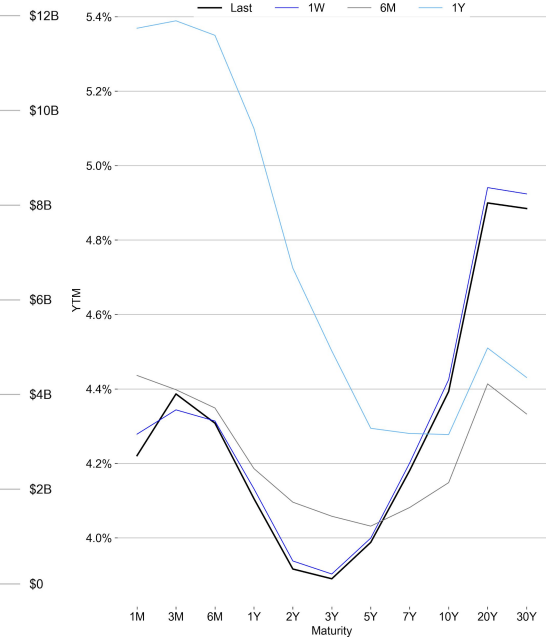
TRADFI

	Stocks					FX				Commodity		Crypto Equity			
	S&P500	Nasdaq	EuroStoxx50	HSI	CSI300	USD/EUR	USD/JPY	USD/CNY	DXY	WTI	Gold	COIN	MSTR	MARA	RIOT
Last	5939.31	19298.45	5406.75	23906.97	3877.56	0.8731	143.56	7.1760	98.68	63.23	3384.81	244.15	368.70	14.87	8.99
1D	-0.5%	-0.8%	0.0%	1.1%	0.2%	-0.3%	0.6%	-0.1%	-0.1%	0.6%	-0.4%	-4.6%	-2.5%	-5.1%	-5.4%
1M	5.9%	9.1%	2.7%	5.5%	1.8%	-0.7%	0.8%	-0.6%	-0.6%	7.0%	-1.1%	24.0%	-4.4%	13.1%	14.4%
1Y	10.9%	12.3%	7.4%	29.8%	7.9%	-5.1%	-8.0%	-1.0%	-5.4%	-14.6%	42.5%	-2.9%	-78.2%	-29.4%	-6.8%

BTC Spot ETF Flow

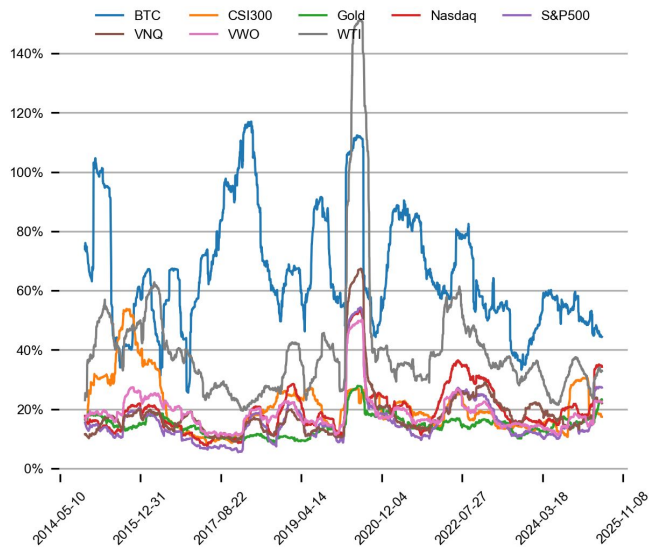


US Treasury Yield Curve

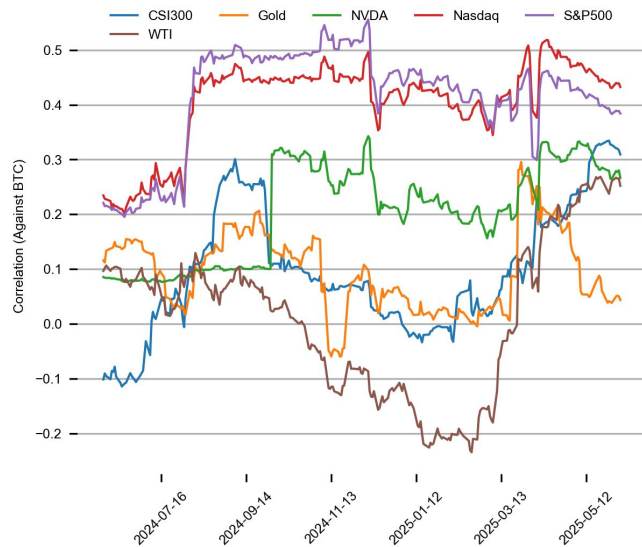


CROSS ASSET METRICS

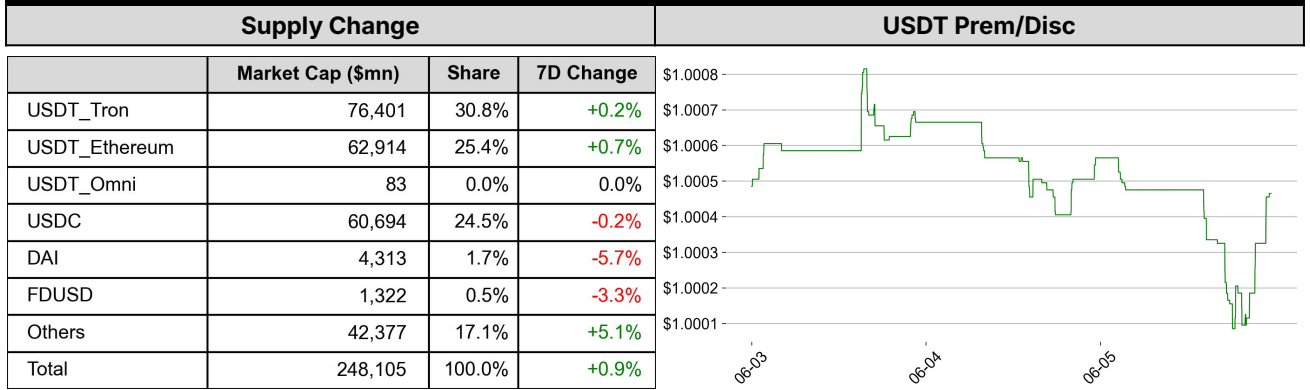
Volatility



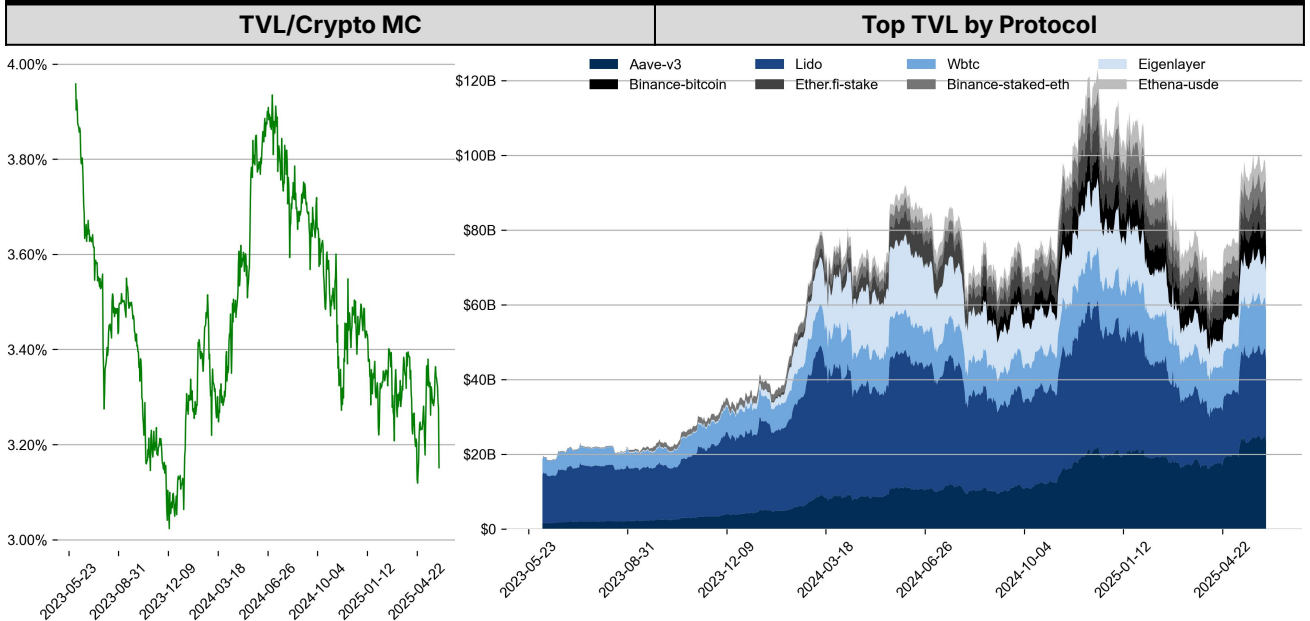
Correlation



STABLECOIN



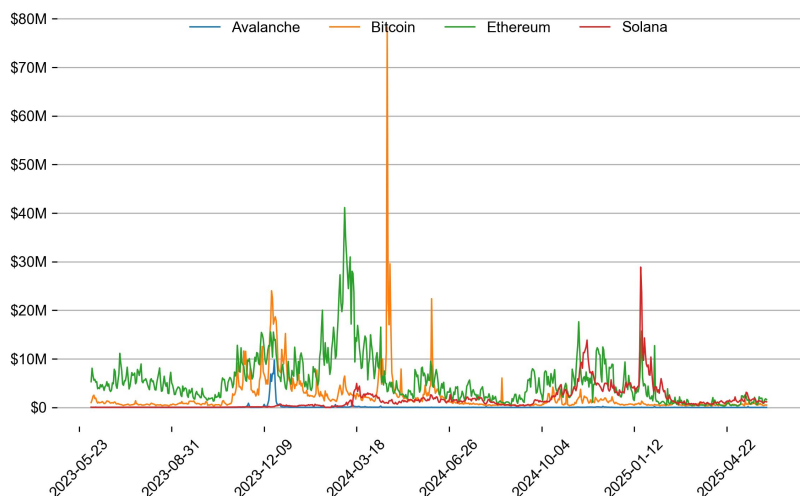
ONCHAIN MOVES



Top TVL Gainers*

#	Name	7D Change
1	Tulipa Capital	+424.0%
2	Re7 Labs	+73.9%
3	Liquid Collective	+51.0%
4	K3 Capital	+20.0%
5	Hyperbeat	+18.7%

Daily Network Fees



* 5 largest 7 day TVL change in % terms from the universe of minimum \$100m TVL protocols, according to DefiLlama.

EVENTS CALENDAR

Date	Title	Coins / Hosts
Jun 3, 2025	US JOLTS Job Openings	
Jun 3, 2025	Korea Presidential Election	
Jun 3, 2025	Binance Perp/Alpha Listing	\$BDXN
Jun 4, 2025	US Beige Book	
Jun 5, 2025	US Initial Jobless Claims	
Jun 5, 2025	Coinbase International Listing	\$HYPE
Jun 5, 2025	\$49M Unlock	\$TAIKO
Jun 6, 2025	US Unemployment Rate	
Jun 9, 2025	SEC Round Table on DeFi	
Jun 9, 2025	\$SKATE TGE	
Jun 9, 2025	\$6.9M Unlock	\$MOVE
Jun 11, 2025	US CPI	
Jun 12, 2025	US PPI	
Jun 12, 2025	TGE/Airdrop	\$SNS
Jun 12, 2025	\$52M Unlock	\$APT
Jun 16, 2025	BOJ Interest Rate Decision	
Jun 17, 2025	\$41M Unlock	\$ZK
Jun 18, 2025	US FOMC	
Jun 19, 2025	\$31M Unlock	\$ZKJ
Jun 20, 2025	\$57.8M Unlock	\$ZRO
Jun 20, 2025	\$7.2M Unlock	\$ZLISTA
Jun 20, 2025	Token Burn	\$RSR
Jun 26, 2025	\$29M Unlock	\$BLAST

DATA EXPLAINER

Headers	Source	Note
PRICE ACTIONS TRADING VOLUME ORDER BOOK DEPTH DERIVATIVES	Presto Labs	<p>Time Zone Analysis separates out the asset's price action according to the business hours in Asia, Europe and US region. This is to identify which geography is responsible for price actions of the last 24hrs. The cut-offs are,</p> <ul style="list-style-type: none"> - Asia: UTC 22:00 -1 to UTC 6:00 - Europe: UTC 6:00 to 14:00 - US: UTC 14:00 to 22:00 <p>Sector constituents are, AI(FET, AGIX, OCEAN), BTC Eco(BCH, BSV, ICP, STX, ORDI), CEX(BNB, CRO, OKB, KCS, BGB), Data(LINK, GRT), DePIN(ICP, FIL, AR, HNT, SIA), DEX(UNI, INJ, RUNE, SNX, DYDX, OSMO, CRV, CAKE, GMX), Digital Gold(BTC), Gaming/Metaverse(IMX, BEAM, SAND, GALA, AXS, WEMIX, RON), LO(AVAX, DOT, TIA), L2(MATIC, OP, MNT, ARB, STRK), Lending(MKR, AAVE, COMP), Liquid Staking(LDO, RPL, JTO), Meme(DOGE, SHIB, FLOKI), NFT(APE, BLUR), Payments(XRP, LTC, XLM, XMR, ZEC), RWA(ONDO, CFG), Smart Contract(ETH, BNB, SOL, ADA, TRX, TON, APT, NEAR, HBAR, VET, ALGO, FTM, SUI, FLOW, MINA). The sector return is market-cap weighted average of the constituents' returns.</p> <p>Exchanges: 24H spot price & volume % changes and dominance ratios are from CoinGecko. Time Zone Analysis is based on data from Binance. Spot volume leaders are based on data from Binance Bybit, Coinbase, Kraken, OKX, KuCoin, HTX, Upbit, Gate.io. Futures data are from Binance OKX, Bybit, KuCoin. Options data are from Deribit.</p>
TRADFI	Investing.com Farside Investors	<p>BTC Spot ETF Flows are based on data shown on farside.co.uk at UTC 03:00. Due to varying data reporting schedules among ETF sponsors, the figures may not encompass data from all 10 ETFs.</p>
STABLECOIN ONCHAIN MOVES	DefiLlama	<p>Stablecoin Supply is a proxy for fiat on/off ramp from TradFi into crypto.</p> <p>USDT Prem/Disc reflects the USDT supply/demand imbalance, approximating the market's risk aversion towards USDT specifically, and/or the crypto market more broadly. The data is from Coinbase.</p> <p>TVL/ Crypto MC Ratio = Total Value Locked / Crypto Market Cap. The ratio neutralizes the TVL changes caused by asset price fluctuations.</p>
EVENTS CALENDAR	CoinMarketCap Layer GG	<p>Events Calendar provides a summary of major events happening throughout the month.</p>

* The Daily Market Brief is published every business day, following the Singapore calendar, excluding public holidays

About Presto

Presto is an algorithmic trading firm where researchers and engineers solve challenging problems in global financial markets. Our core strength lies in combining engineering, mathematics, and science to navigate both digital asset and traditional finance markets with precision. Presto Research, our research unit, provides expert-driven insights to help navigate these markets effectively.

Find out more at <https://www.prestolabs.io>.

Follow Presto for more content: [X](#), [LinkedIn](#)

Follow Presto Research for latest research : [X](#), [Telegram](#)

Authors

Peter Chung, Head of Research [X](#), [Telegram](#), [LinkedIn](#)

Min Jung, Research Analyst [X](#), [Telegram](#), [LinkedIn](#)

Required Disclosures

Any expression of opinion (which may be subject to change without notice) is personal to the author and the author makes no guarantee of any sort regarding accuracy or completeness of any information or analysis supplied. The views and opinions expressed herein are those of the author(s) and do not necessarily reflect the views of Presto or its affiliates. This material by itself, is not and should not be construed as an offer or a solicitation to deal in any investment product or to enter into any legal relations. This material is for informational purposes only and is only intended for sophisticated investors, and is not intended to provide accounting, legal, or tax advice, or investment recommendations, or an official statement of Presto or its affiliates. Presto, its affiliates and its employees make no representation and assume no liability to the accuracy or completeness of the information provided. Presto, its affiliates and its employees also do not warrant that such information and publications are accurate, up to date or applicable to the circumstances of any particular case. Certain statements in this document provide predictions and there is no guarantee that such predictions are currently accurate or will ultimately be realized. Prior results that are presented here are not guaranteed and prior results do not guarantee future performance. Recipients should consult their advisors before making any investment decision. Presto or its affiliates may have financial interests in, or relationships with, some of the assets, entities and/or publications discussed or otherwise referenced in the materials. Certain links that may be provided in the materials are provided for convenience and do not imply Presto's endorsement, or approval of any third-party websites or their content. Any use, review, retransmission, distribution, or reproduction of these materials, in whole or in part, is strictly prohibited in any form without the express written approval of Presto. Presto Research and related logos are trademarks of Presto, or its affiliates.