

Aug 20, 2024 (UTC -02:00)


No Sign of 'Re-Set'

| | | | | | | | |
|-----|----------------------|--------|--------------------|--------|-----------------------|------|---------------------|
| BTC | \$59,470.94 +1.8% | S&P500 | 5,608.25 +1.0% | US 10Y | 3.8711% -0.0381PPT | WTI | \$73.69 -2.1% |
| ETH | \$2,637.10 +1.0% | Nasdaq | 17,873.38 +1.4% | DX | 101.88 -0.6% | Gold | \$2,541.90 -0.1% |

- Market recovered from the early sell-off during US hours, with \$BTC nearing the 60k area again. As of now, \$BTC is trading at \$59,470 and \$ETH is trading at \$2,637.
- Two notable headlines include speculation that SEC Chair Gary Gensler might be considered for Treasury Secretary if Kamala Harris wins the presidential election, and Solana ETF 19b-4 applications were withdrawn last week after the SEC expressed concerns to the issuers about SOL being a security.
- On the project side, Tether announced plans to launch \$USDT on Aptos, \$SYS was listed on Binance futures, and Drift Protocol introduced a new prediction market called BET.
- During the last 24 hours, the top three gainers were \$FET, \$W, and \$SUI, while the top three losers were \$NOT, \$FTN, and \$MPLX.

No Sign of 'Re-Set'

The 2024 Democratic Party Platform, released last night, doesn't mention crypto, a sharp contrast to the Republican Platform, which includes a section on the subject. This is a let-down for many who were expecting so-called 're-set' with crypto industry from the Democrats. Some argue that this still represents an improvement from the overtly anti-crypto rhetoric of the recent years. A better take might be that, in the Democrats' view, the upside of a complete 180-degree turn on crypto (read 'crypto voting bloc') is too small to outweigh the risk of bad optics on their own legacy. Bipartisan support would be better for crypto to flourish, but the reality is that the Nov. election is about picking one President, not two.



July 08, 2024

REPUBLICAN PARTY PLATFORMS

2024 Republican Party Platform

2024 GOP PLATFORM MAKE AMERICA GREAT AGAIN!

5. Champion Innovation

Republicans will pave the way for future Economic Greatness by leading the World in Emerging Industries.

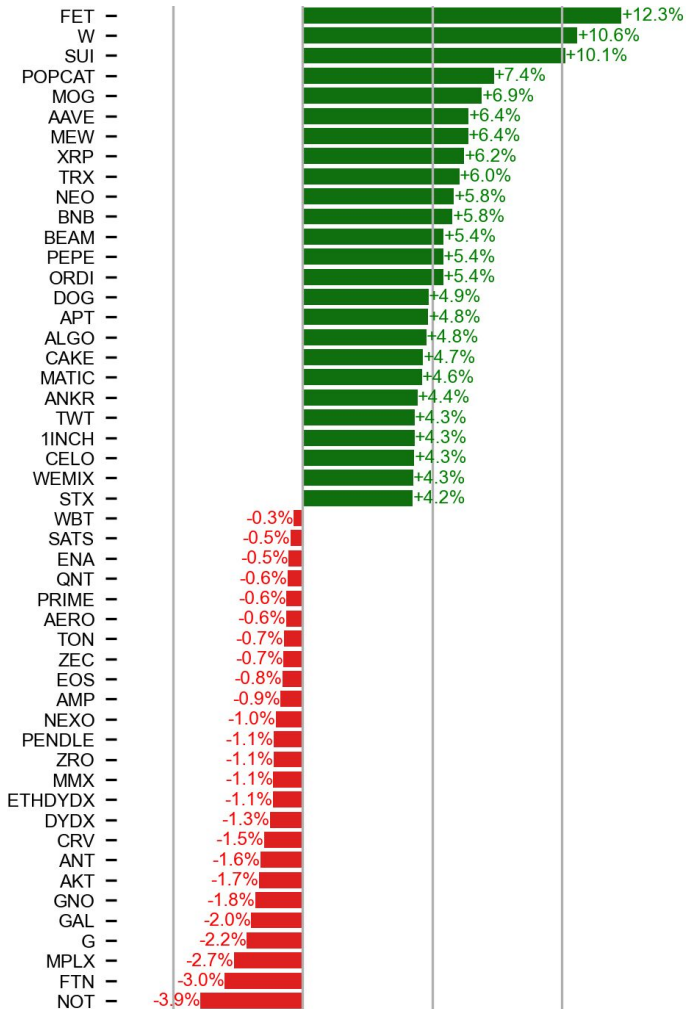
Crypto

Republicans will end Democrats' unlawful and unAmerican Crypto crackdown and oppose the creation of a Central Bank Digital Currency. We will defend the right to mine Bitcoin, and ensure every American has the right to self-custody of their Digital Assets, and transact free from Government Surveillance and Control.

Source: The American Presidency Project

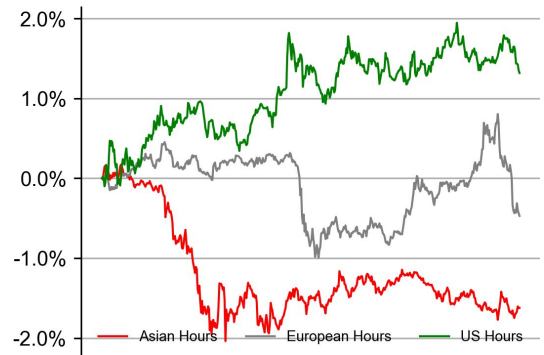
PRICE ACTIONS

24H Price Change (Top/Bottom 25 from Top 200)

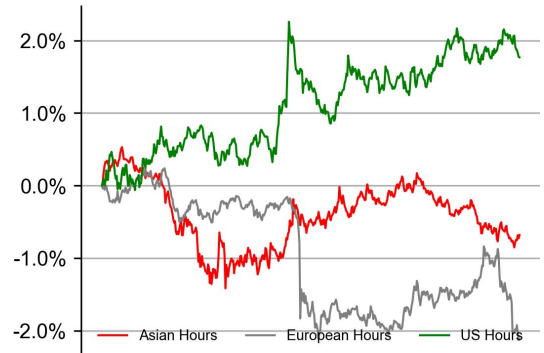


Time Zone Analysis

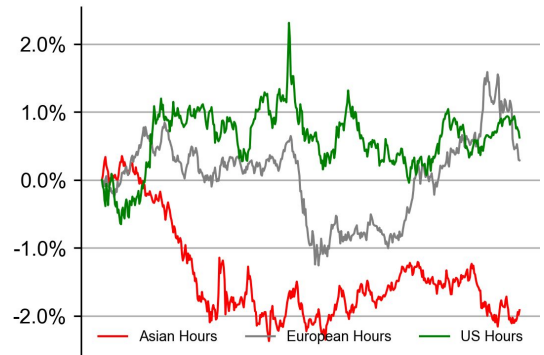
BTC



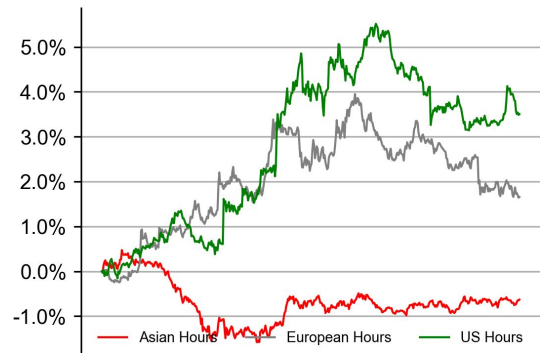
ETH



SOL

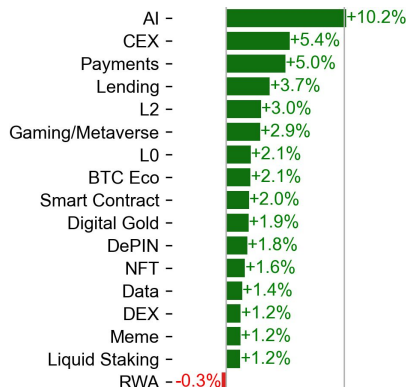
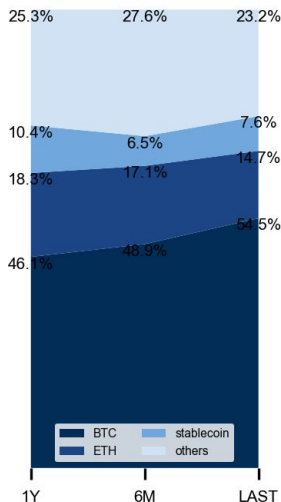


XRP



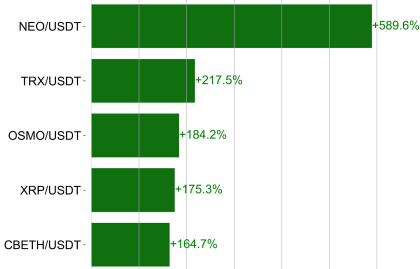
Dominance Ratio

Sector Performance



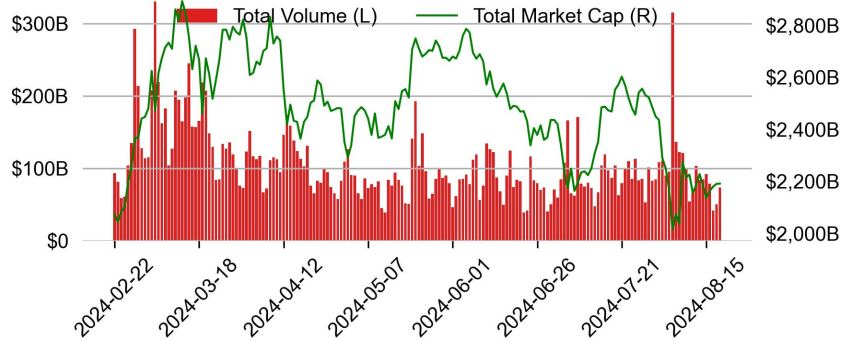
TRADING VOLUME

24H Vol % Chg*

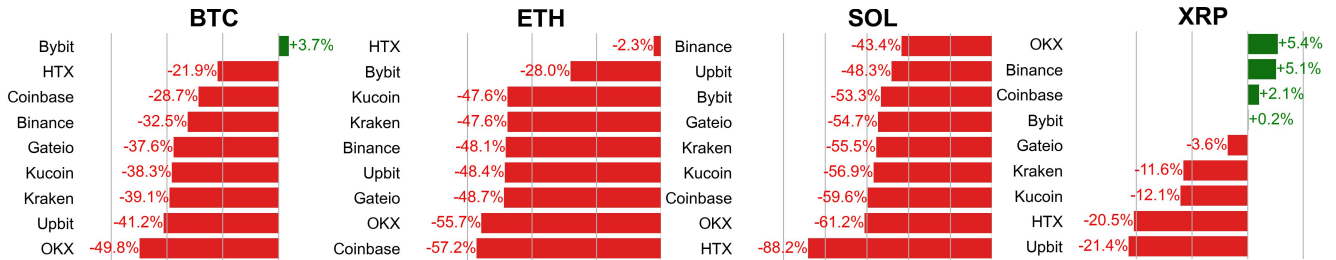


* 5 largest 24H vol. change from the universe of top 50 assets by market cap

Spot Volume

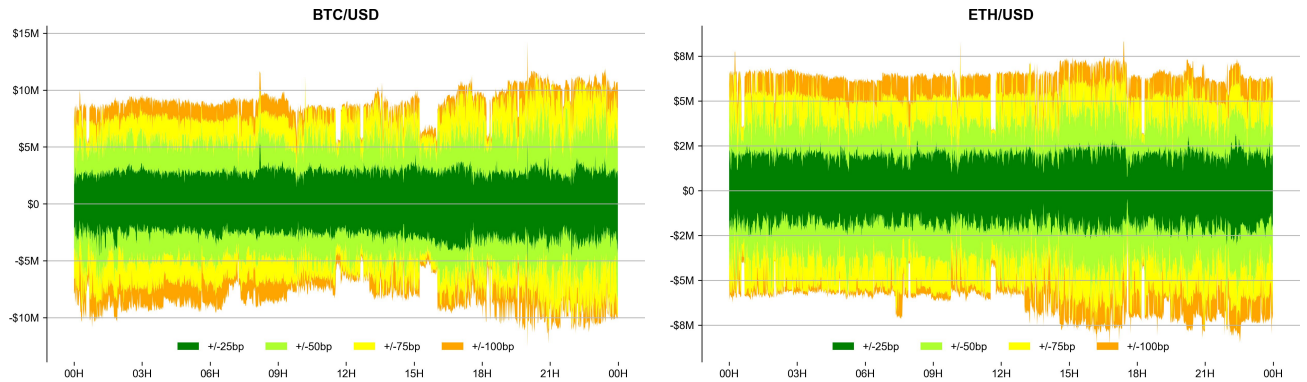


Spot Volume Leaders (% chg vs ave)*

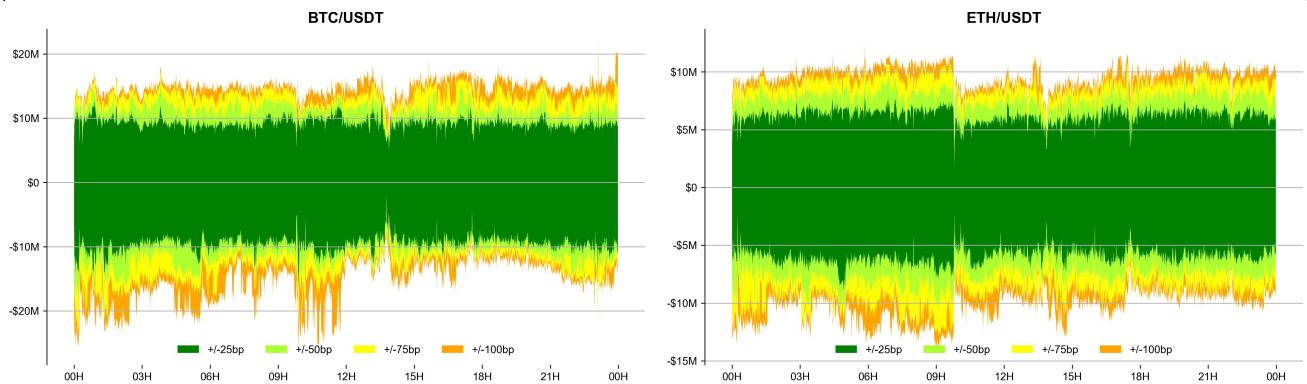


ORDER BOOK DEPTH (within 1% best bid/ask)

Coinbase

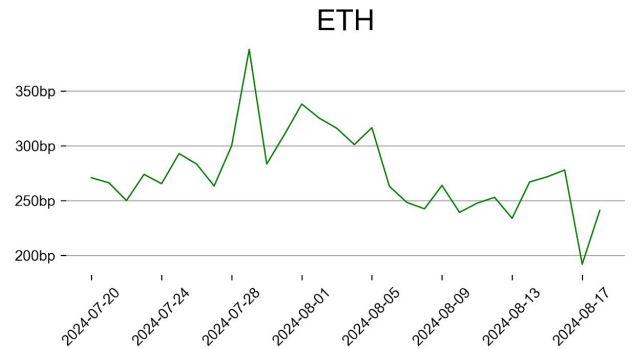
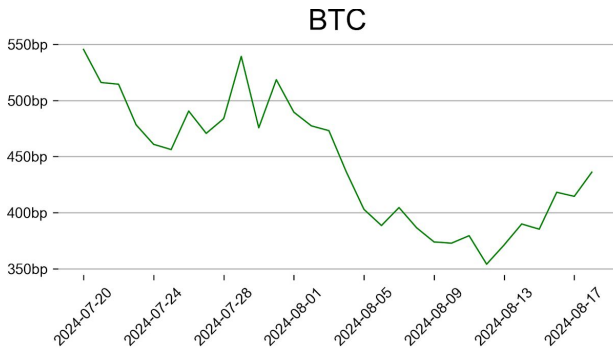


Binance

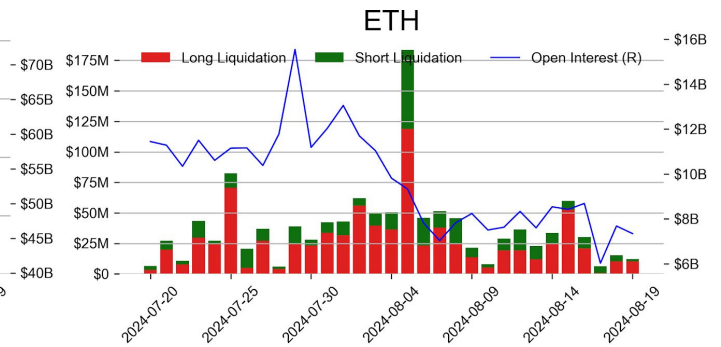
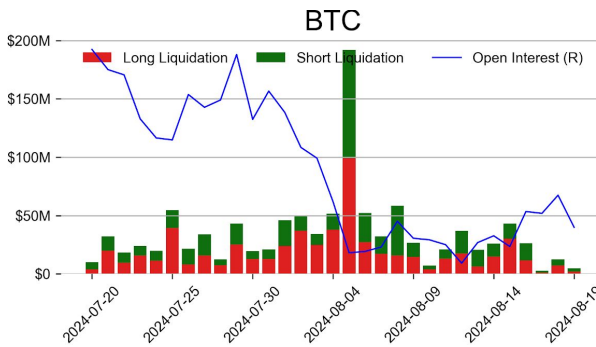


DERIVATIVES

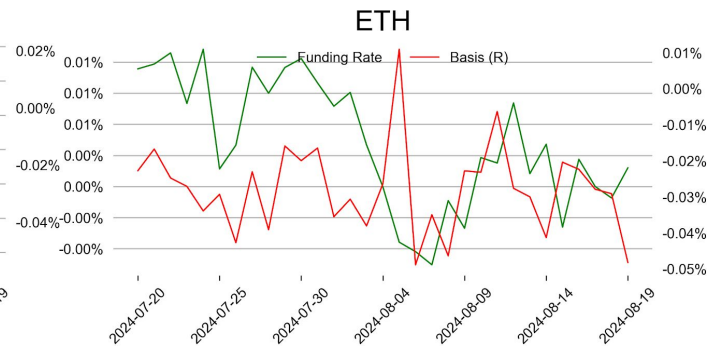
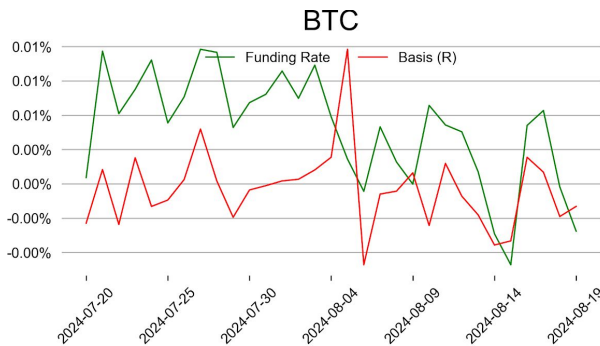
Open Interest / Market Cap



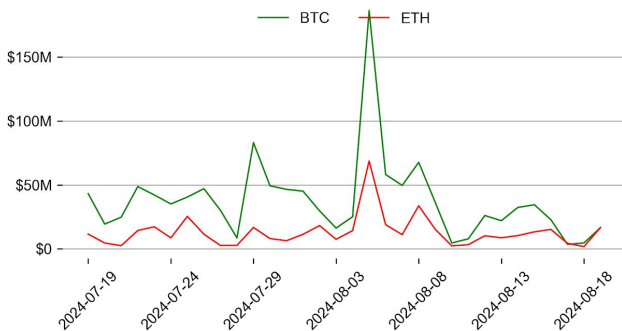
Futures O.I. & Liquidations



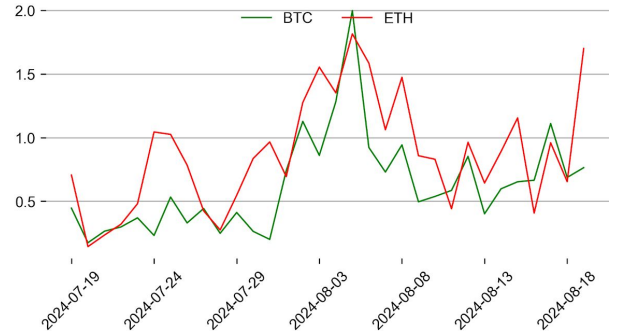
Perps Funding Rate & Rolling Basis



Option Volume



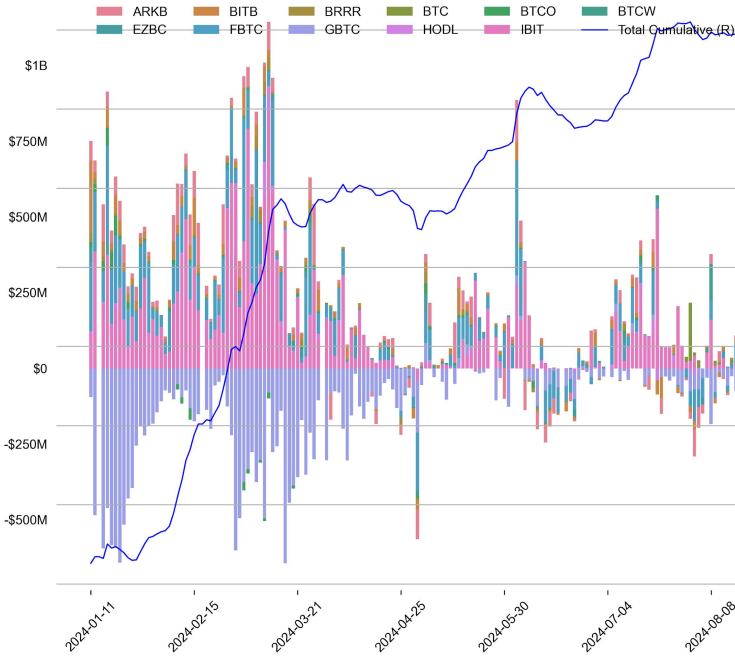
Put Call Ratio



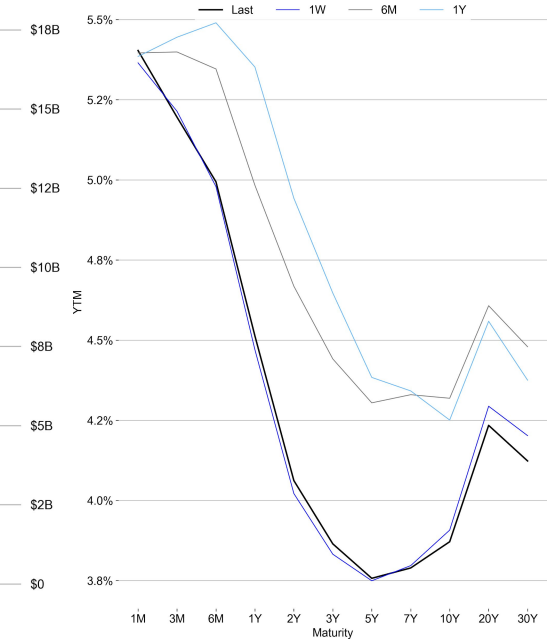
TRADFI

| | Stocks | | | | | FX | | | | Commodity | | Crypto Equity | | | |
|------|---------|----------|-------------|----------|---------|---------|---------|---------|--------|-----------|---------|---------------|--------|--------|--------|
| | S&P500 | Nasdaq | EuroStoxx50 | HSI | CSI300 | USD/EUR | USD/JPY | USD/CNY | DXY | WTI | Gold | COIN | MSTR | MARA | RIOT |
| Last | 5608.25 | 17873.38 | 4872.05 | 17569.57 | 3356.97 | 0.9021 | 146.71 | 7.1399 | 101.88 | 73.69 | 2541.90 | 204.46 | 135.37 | 16.44 | 8.05 |
| 1D | 1.0% | 1.4% | 0.7% | 0.8% | 0.3% | -0.6% | -0.8% | -0.3% | -0.6% | -2.1% | -0.1% | -0.4% | 1.8% | 1.2% | 0.8% |
| 1M | 1.9% | 0.8% | 0.9% | 0.9% | -5.1% | -1.8% | -6.8% | -1.8% | -2.4% | -8.0% | 4.9% | -20.7% | -92.4% | -33.5% | -33.1% |
| 1Y | 28.3% | 34.5% | 15.6% | -2.1% | -11.3% | -1.9% | 0.9% | -1.9% | -1.4% | -9.3% | 32.6% | 179.4% | -58.8% | 45.7% | -27.3% |

BTC Spot ETF Flow

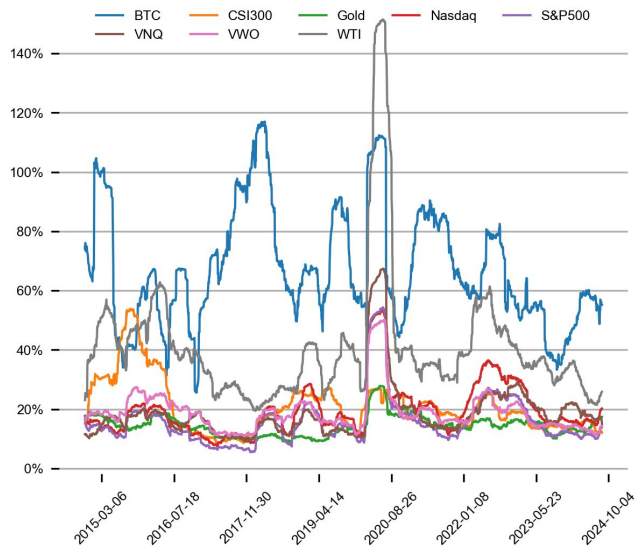


US Treasury Yield Curve

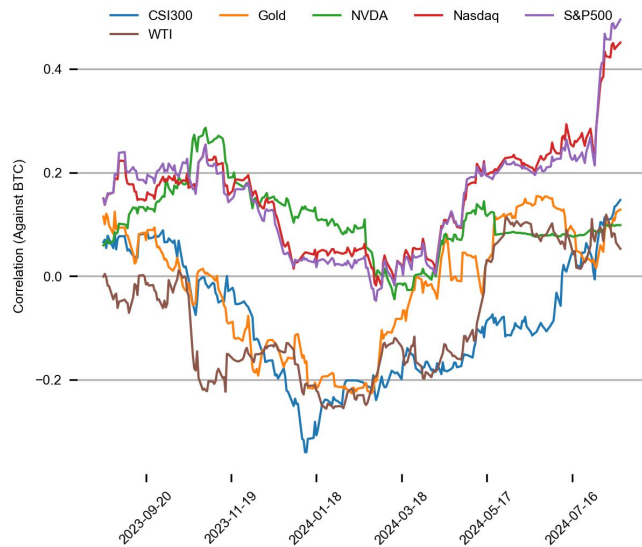


CROSS ASSET METRICS

Volatility



Correlation

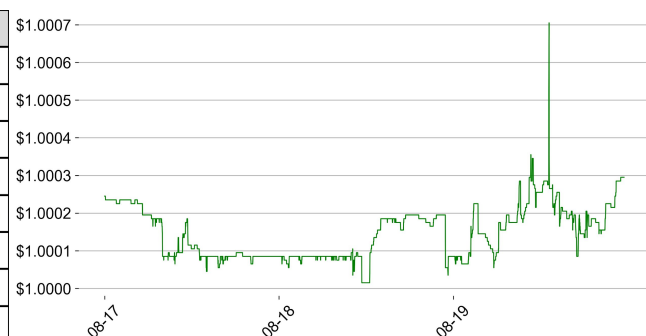


STABLECOIN

Supply Change

| | Market Cap (\$mn) | Share | 7D Change |
|---------------|-------------------|--------|-----------|
| USDT_Trone | 58,600 | 35.0% | +0.4% |
| USDT_Ethereum | 45,314 | 27.1% | +2.2% |
| USDT_Omni | 106 | 0.1% | -3.7% |
| USDC | 34,441 | 20.6% | +1.2% |
| DAI | 5,097 | 3.0% | -0.4% |
| FDUSD | 2,074 | 1.2% | +30.7% |
| Others | 21,593 | 12.9% | +1.7% |
| Total | 167,224 | 100.0% | +1.5% |

USDT Prem/Disc

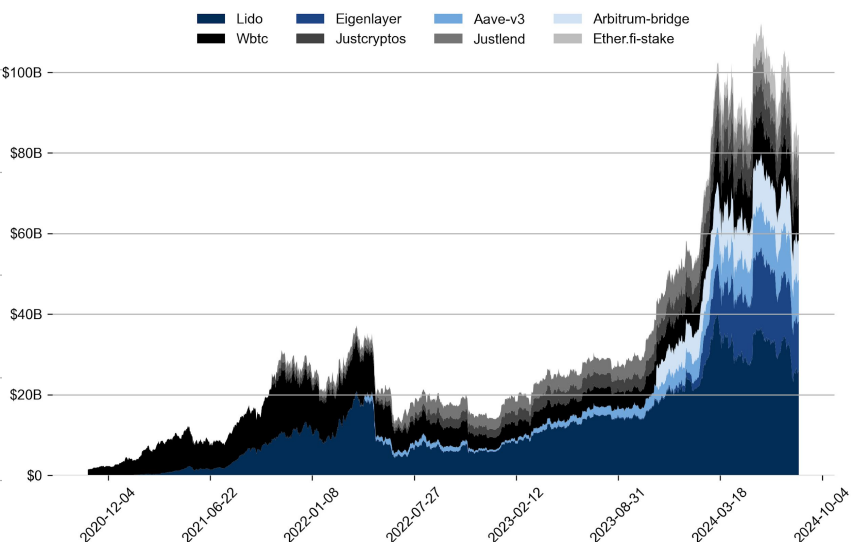


ONCHAIN MOVES

TVL/Crypto MC



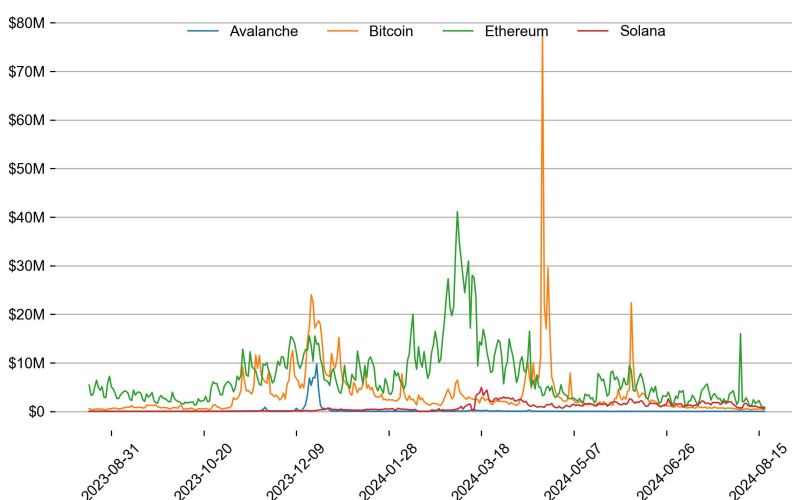
Top TVL by Protocol



Top TVL Gainers*

| # | Name | 7D Change |
|---|-----------------|-----------|
| 1 | Pell Network | +59.5% |
| 2 | Symbiotic | +57.2% |
| 3 | Ignition FBTC | +38.6% |
| 4 | SUNSwap V3 | +21.3% |
| 5 | Colend Protocol | +19.2% |

Daily Network Fees



* 5 largest 7 day TVL change in % terms from the universe of minimum \$100m TVL protocols, according to DefiLlama.

EVENTS CALENDAR

| Date | Title | Coins / Hosts |
|--------------|-----------------------------|---------------|
| Aug 20, 2024 | \$250M Unlock | \$AVAX |
| Aug 22, 2024 | Jackson Hole Meeting | US |
| Aug 26, 2024 | V0.13.2 Upgrade (Mainnet) | \$STRK |
| Aug 26, 2024 | FTX Japan Rebranding | \$FTT |
| Aug 28, 2024 | Earnings | \$NVDA |
| Aug 30, 2024 | Treasure chain Mainnet | \$MAGIC |
| Aug 30, 2024 | Worldchain (L2, Summer) | \$WLD |
| Aug 30, 2024 | V4 Hardfork | \$AERGO |
| Aug 30, 2024 | Nakamoto Upgrade activation | \$STX |

DATA EXPLAINER

| Headers | Source | Note |
|--|------------------------------------|---|
| PRICE ACTIONS TRADING VOLUME ORDER BOOK DEPTH DERIVATIVES | Presto Labs | <p>Time Zone Analysis separates out the asset's price action according to the business hours in Asia, Europe and US region. This is to identify which geography is responsible for price actions of the last 24hrs. The cut-offs are,</p> <ul style="list-style-type: none"> - Asia: UTC 22:00 -1 to UTC 6:00 - Europe: UTC 6:00 to 14:00 - US: UTC 14:00 to 22:00 <p>Sector constituents are, AI(FET, AGIX, OCEAN), BTC Eco(BCH, BSV, ICP, STX, ORDI), CEX(BNB, CRO, OKB, KCS, BGB), Data(LINK, GRT), DePIN(ICP, FIL, AR, HNT, SIA), DEX(UNI, INJ, RUNE, SNX, DYDX, OSMO, CRV, CAKE, GMX), Digital Gold(BTC), Gaming/Metaverse(IMX, BEAM, SAND, GALA, AXS, WEMIX, RON), L0(AVAX, DOT, TIA), L2(MATIC, OP, MNT, ARB, STRK), Lending(MKR, AAVE, COMP), Liquid Staking(LDO, RPL, JTO), Meme(DOGE, SHIB, FLOKI), NFT(APE, BLUR), Payments(XRP, LTC, XLM, XMR, ZEC), RWA(ONDO, CFG), Smart Contract(ETH, BNB, SOL, ADA, TRX, TON, APT, NEAR, HBAR, VET, ALGO, FTM, SUI, FLOW, MINA). The sector return is market-cap weighted average of the constituents' returns.</p> <p>Exchanges: 24H spot price & volume % changes and dominance ratios are from CoinGecko. Time Zone Analysis is based on data from Binance. Spot volume leaders are based on data from Binance Bybit, Coinbase, Kraken, OKX, KuCoin, HTX, Upbit, Gate.io. Futures data are from Binance OKX, Bybit, KuCoin. Options data are from Deribit.</p> |
| TRADFI | Investing.com Farside Investors | <p>BTC Spot ETF Flows are based on data shown on farside.co.uk at UTC 03:00. Due to varying data reporting schedules among ETF sponsors, the figures may not encompass data from all 10 ETFs.</p> |
| STABLECOIN ONCHAIN MOVES | DefiLlama | <p>Stablecoin Supply is a proxy for fiat on/off ramp from TradFi into crypto.</p> <p>USDT Prem/Disc reflects the USDT supply/demand imbalance, approximating the market's risk aversion towards USDT specifically, and/or the crypto market more broadly. The data is from Coinbase.</p> <p>TVL/ Crypto MC Ratio = Total Value Locked / Crypto Market Cap. The ratio neutralizes the TVL changes caused by asset price fluctuations.</p> |
| EVENTS CALENDAR | The Tie LayerGG | <p>Token Unlocks shows those whose unlock amount is greater than 6% of the average trading volume from the universe of top 200 crypto assets by market cap.</p> <p>Other Events show summary of other major events over the next 30 days.</p> |

* The Daily Market Brief is published every business day, following the Singapore calendar, excluding public holidays

About Presto

Presto is a Singapore-based algorithmic trading and financial services firm founded in 2014. Presto focuses on delivering exceptional value for clients through rigorous research-driven approach to investment and trade execution. With more than a 100 million trade executions in a day, Presto is a leading financial services firm in both digital assets and traditional finance markets.

Find out more at <https://www.prestolabs.io>.

Follow Presto for more content: [X](#), [Telegram](#), [LinkedIn](#)

Authors

Peter Chung, Head of Research : [X](#), [Telegram](#), [LinkedIn](#)

Min Jung, Research Analyst : [X](#), [Telegram](#), [LinkedIn](#)

Required Disclosures

Any expression of opinion (which may be subject to change without notice) is personal to the author and the author makes no guarantee of any sort regarding accuracy or completeness of any information or analysis supplied. The views and opinions expressed herein are those of the author(s) and do not necessarily reflect the views of Presto Labs or its affiliates. This material by itself, is not and should not be construed as an offer or a solicitation to deal in any investment product or to enter into any legal relations. This material is for informational purposes only and is only intended for sophisticated investors, and is not intended to provide accounting, legal, or tax advice, or investment recommendations, or an official statement of Presto Labs or its affiliates. Presto Labs, its affiliates and its employees make no representation and assume no liability to the accuracy or completeness of the information provided. Presto Labs, its affiliates and its employees also do not warrant that such information and publications are accurate, up to date or applicable to the circumstances of any particular case. Certain statements in this document provide predictions and there is no guarantee that such predictions are currently accurate or will ultimately be realized. Prior results that are presented here are not guaranteed and prior results do not guarantee future performance. Recipients should consult their advisors before making any investment decision. Presto Labs or its affiliates may have financial interests in, or relationships with, some of the assets, entities and/or publications discussed or otherwise referenced in the materials. Certain links that may be provided in the materials are provided for convenience and do not imply Presto Labs' endorsement, or approval of any third-party websites or their content. Any use, review, retransmission, distribution, or reproduction of these materials, in whole or in part, is strictly prohibited in any form without the express written approval of Presto Labs. Presto Research and related logos are trademarks of Presto Labs, or its affiliates.