

**Daily Market Brief**  
**Jan 6, 2025 (UTC -02:00)**

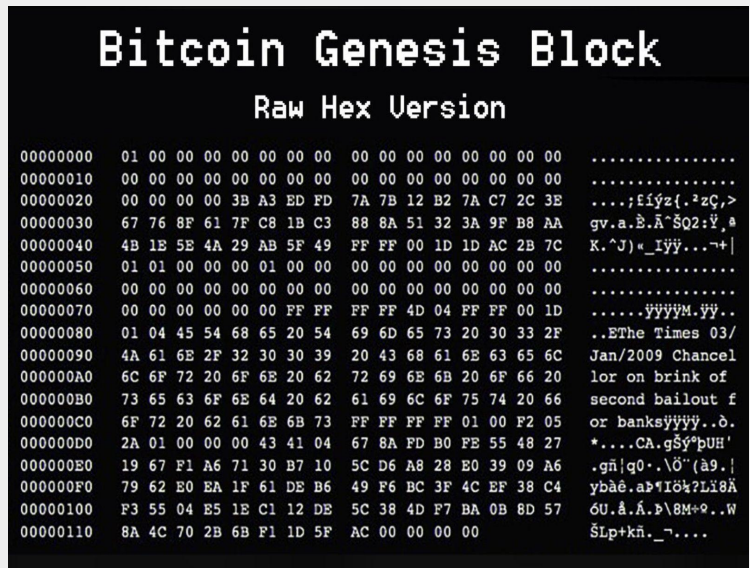
Peter Chung | Head of Research  
 Min Jung | Research Analyst

BTC	\$98,347.70 +0.1%	S&P500	5,942.47 +1.3%	US 10Y	4.6230% +0.0225PPT	WTI	\$74.14 +0.2%
ETH	\$3,635.11 -0.6%	Nasdaq	19,621.68 +1.8%	DXY	108.96 +0.0%	Gold	\$2,653.80 -0.0%

- \$BTC traded within a range without any significant movement or major headlines. Currently, \$BTC is trading at \$98,347, while \$ETH is trading at \$3,635. Bitcoin dominance stands at 57.07%.
- This week's calendar includes JOLTS job openings on Tuesday, initial jobless claims on Thursday, and unemployment data on Friday.
- A few notable weekend headlines include: MARA disclosed that 16% of its BTC reserves have been loaned to third parties for a 'modest' yield, \$BIO launched and is trading around a \$2.44B FDV, and the Nubit vs. Solv drama over BTC TVL.
- Over the past 24 hours, the top gainers were \$FAI, \$SPX, and \$MOVE, while the top losers were \$S, \$FARTCOIN, and \$VIRTUAL.

**Happy Bitcoin Genesis Day**

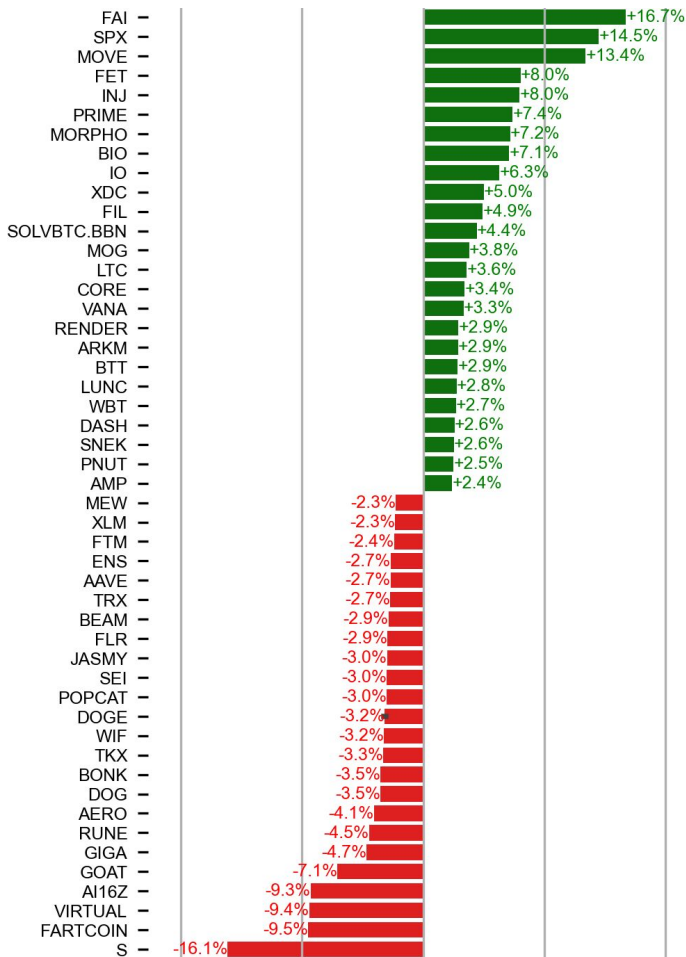
This weekend marked the 16th anniversary of Bitcoin's genesis (Jan. 3, 2009). In a world of fleeting focus and instant gratification, it's a fitting time to step back and reflect on its humble beginnings, meteoric growth, and what it says about the world. Through an ingenious combination of thermodynamics, Moore's Law, cryptography, game theory, and clever coding, Satoshi Nakamoto created a public network where digital scarcity became a reality for the first time. What began as a small libertarian-minded developer experiment has evolved into a \$2 trillion global network with computing power far surpassing the world's top supercomputers, and inspiring the birth of a \$2T altcoin industry. From the onset, Bitcoin's fate was tied to demand. Its success validates that, whether skeptical elites like it or not, society wants a politically neutral, digital store of value. Similarly, the success of other blockchains will ultimately depend on what society wants. The rise of stablecoins, for example, demonstrates that tokenization, by enabling frictionless value exchange, greatly enhances the utility of global assets like the USD. Let the experiments continue, and new product-market fits emerge—just as Satoshi did with Bitcoin.



Source: Bitcoin Magazine

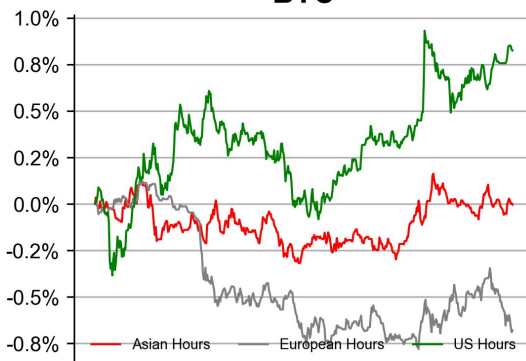
# PRICE ACTIONS

## 24H Price Change (Top/Bottom 25 from Top 200)

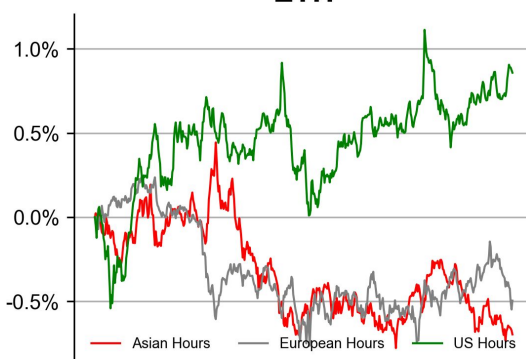


## Time Zone Analysis

### BTC



### ETH



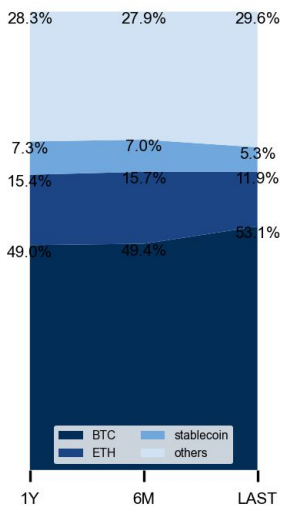
### SOL



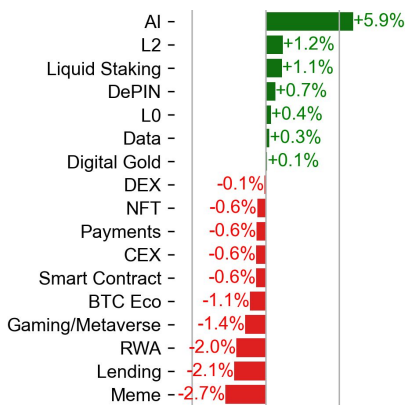
### XRP



## Dominance Ratio

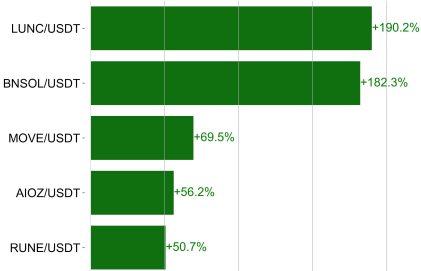


## Sector Performance

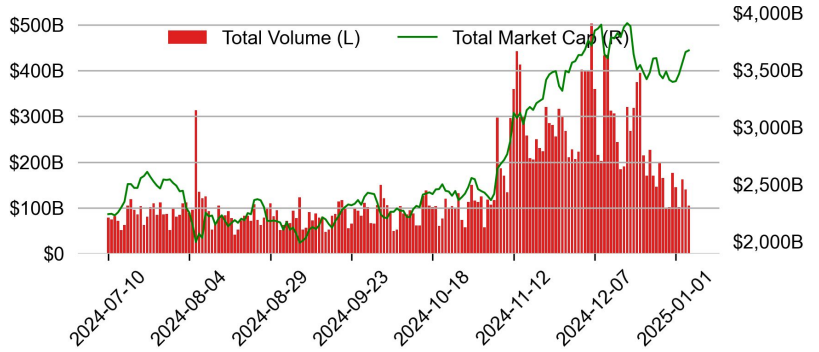


# TRADING VOLUME

## 24H Vol % Chg\*

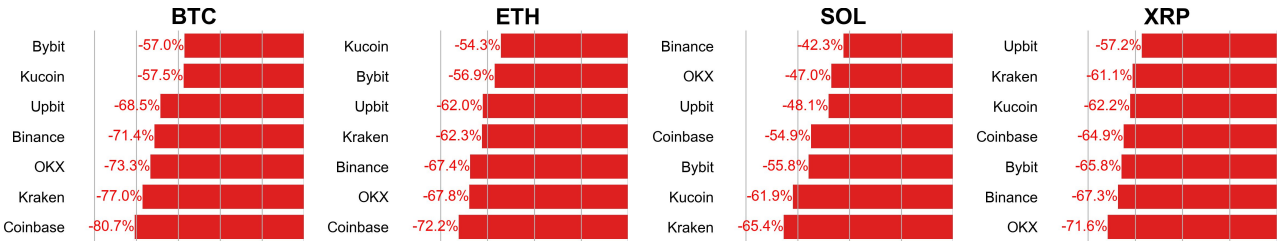


## Spot Volume



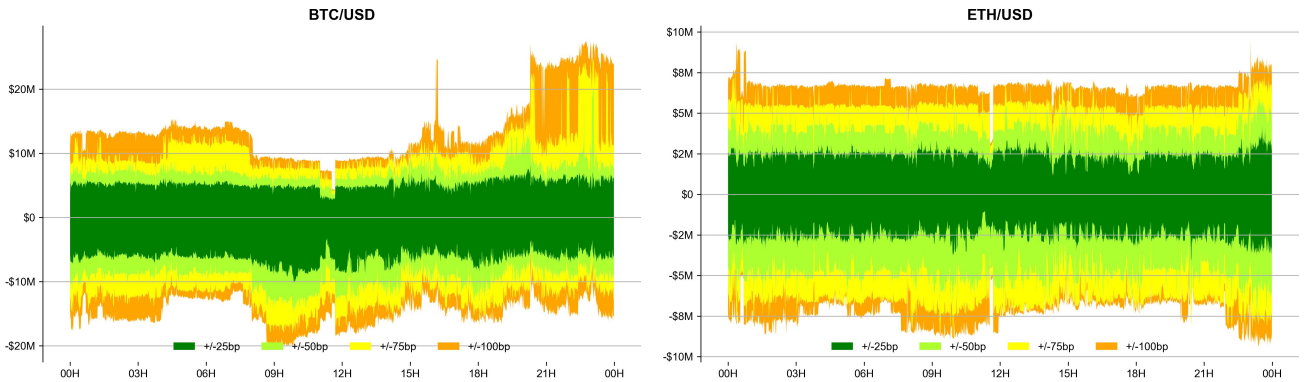
\* 5 largest 24H vol. change from the universe of top 50 assets by market cap

## Spot Volume Leaders (% chg vs ave)\*

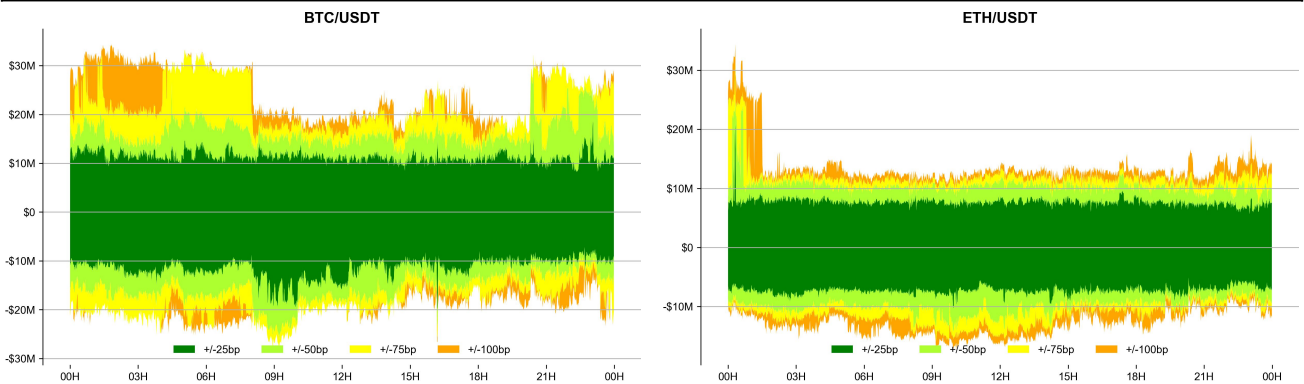


## ORDER BOOK DEPTH (within 1% best bid/ask)

### Coinbase

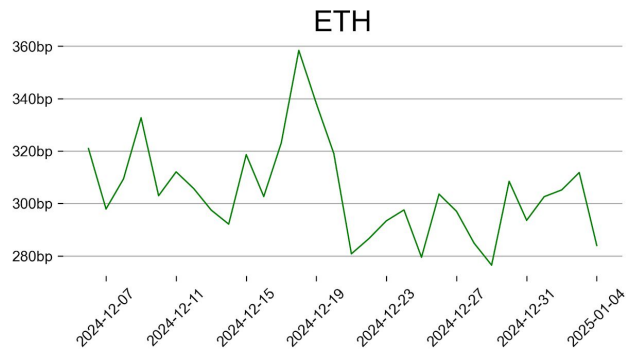
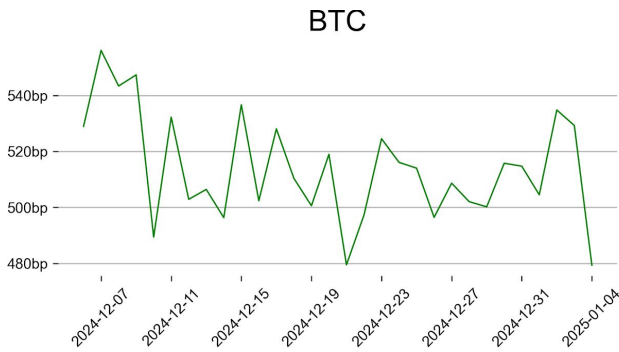


### Binance

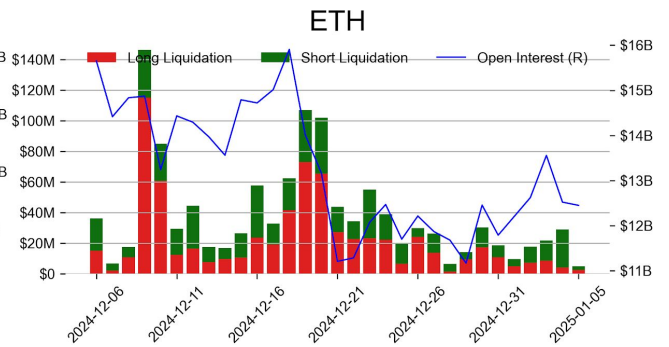
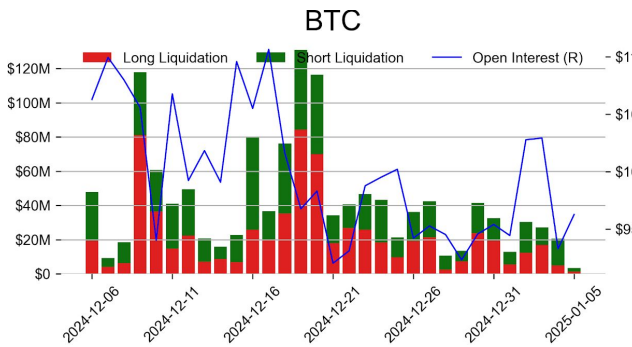


# DERIVATIVES

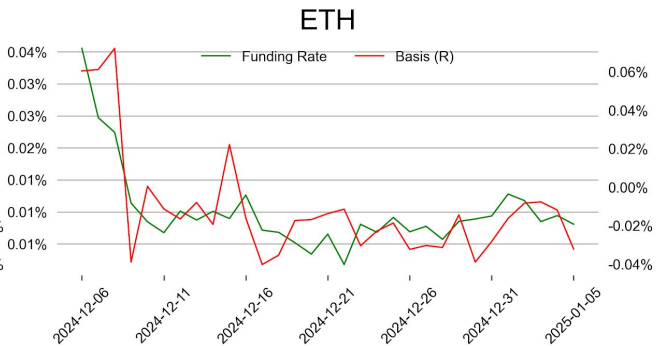
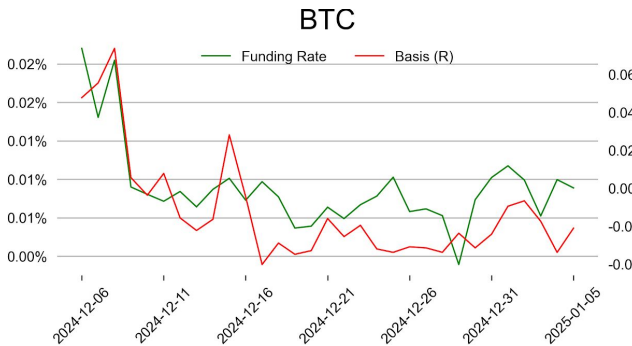
## Open Interest / Market Cap



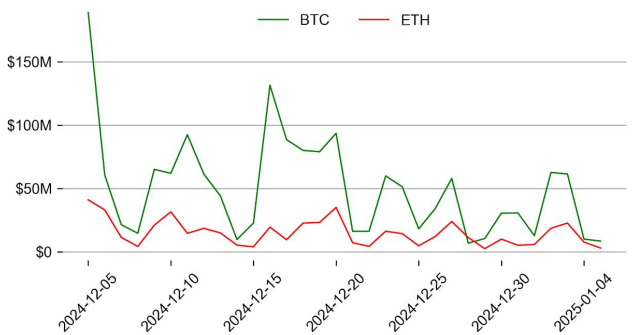
## Futures O.I. & Liquidations



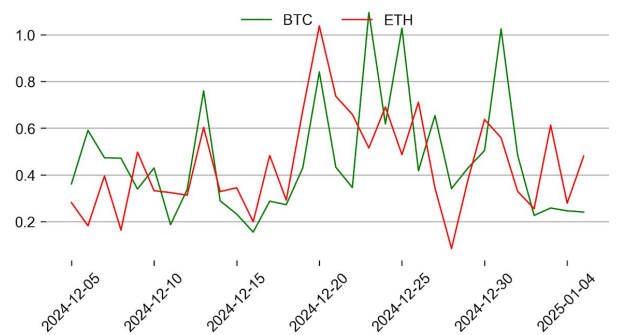
## Perps Funding Rate & Rolling Basis



## Option Volume



## Put Call Ratio

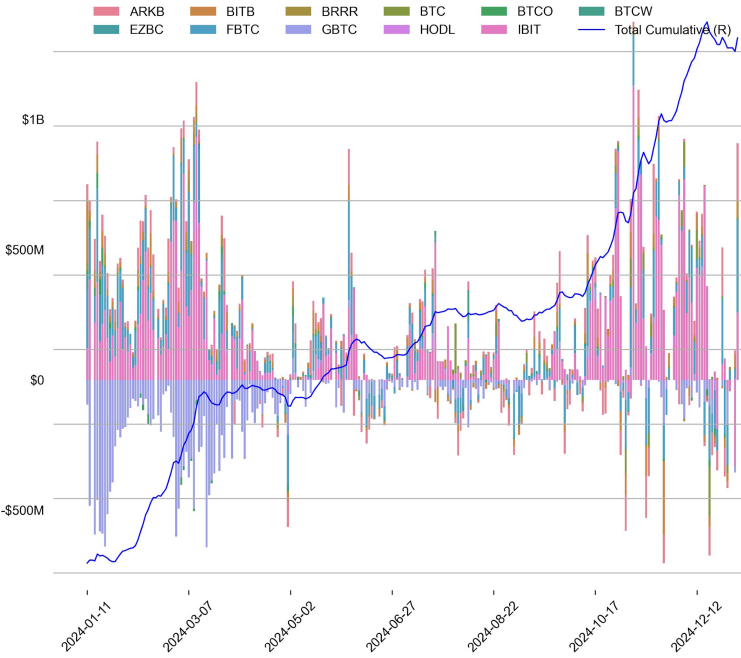




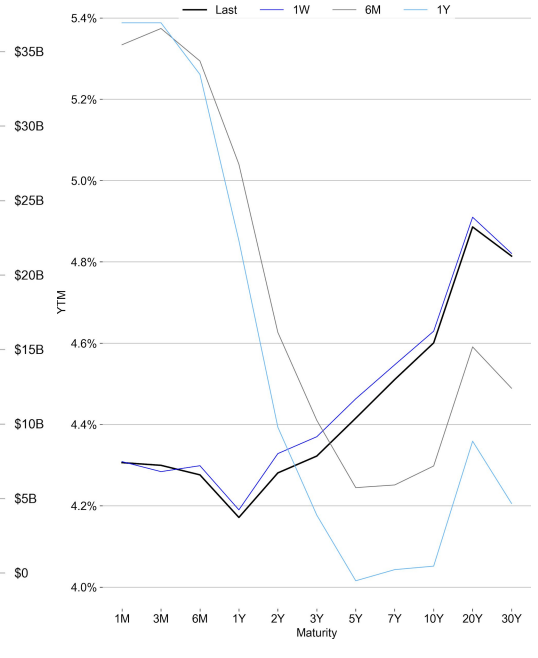
# TRADFI

	Stocks					FX				Commodity		Crypto Equity			
	S&P500	Nasdaq	EuroStoxx50	HSI	CSI300	USD/EUR	USD/JPY	USD/CNY	DXY	WTI	Gold	COIN	MSTR	MARA	RIOT
Last	5942.47	19621.68	4871.45	19760.27	3775.16	0.9704	157.51	7.3607	108.96	74.14	2653.80	270.65	339.66	19.64	12.34
1D	1.3%	1.8%	-0.9%	0.7%	-1.2%	0.0%	0.2%	0.6%	0.0%	0.2%	-0.0%	5.2%	13.2%	14.1%	18.0%
1M	-2.4%	-0.6%	-1.0%	0.1%	-4.0%	2.6%	5.0%	1.2%	2.7%	10.3%	-0.2%	-18.2%	-16.3%	-24.3%	-4.7%
1Y	26.7%	35.2%	8.9%	18.7%	12.8%	6.2%	8.9%	3.1%	6.4%	0.4%	29.5%	73.9%	-48.2%	-25.2%	-22.2%

## BTC Spot ETF Flow

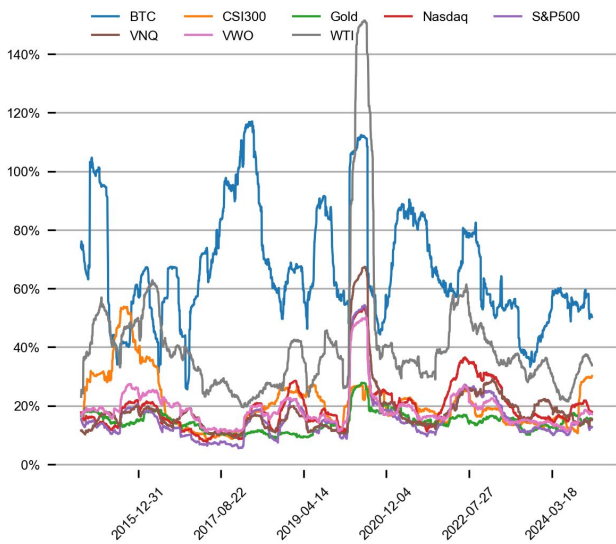


## US Treasury Yield Curve

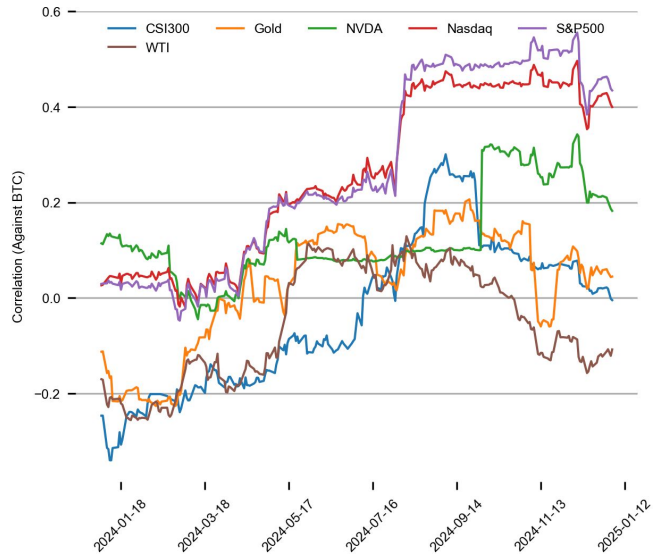


## CROSS ASSET METRICS

### Volatility



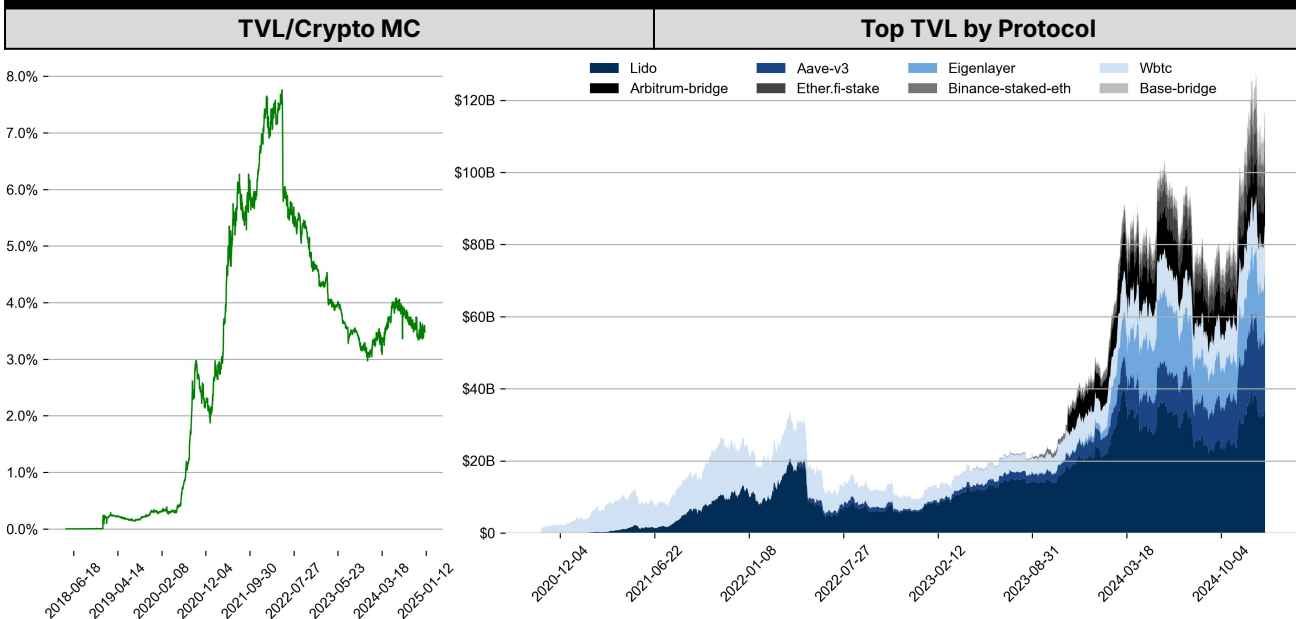
### Correlation



## STABLECOIN

Supply Change				USDT Prem/Disc
	Market Cap (\$mn)	Share	7D Change	
USDT_Trone	57,688	28.1%	-2.0%	
USDT_Ethereum	64,225	31.3%	-0.7%	
USDT_Omni	92	0.0%	0.0%	
USDC	45,509	22.2%	+4.3%	
DAI	4,477	2.2%	+0.6%	
FDUSD	1,712	0.8%	-11.4%	
Others	31,421	15.3%	+2.0%	
Total	205,123	100.0%	+0.3%	

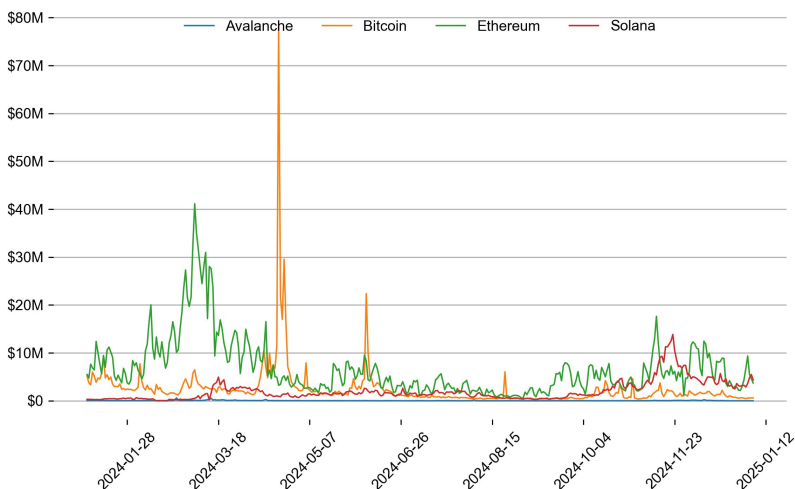
## ONCHAIN MOVES



### Top TVL Gainers\*

#	Name	7D Change
1	Lorenzo	+99.8%
2	Bluefin AMM	+68.8%
3	Echelon Market	+59.3%
4	Railgun	+42.7%
5	StakeStone Berachain Vault	+40.5%

### Daily Network Fees



\* 5 largest 7 day TVL change in % terms from the universe of minimum \$100m TVL protocols, according to DefiLlama.

**EVENTS CALENDAR**

<b>Date</b>	<b>Title</b>	<b>Coins / Hosts</b>
Jan 6, 2025	Binance Delisting for Rebranding	\$DAR
Jan 7, 2025	Mainnet Launch	\$DUSK
Jan 8, 2025	TGE	\$XTER
Jan 9, 2025	\$47 Unlock	\$MOVE
Jan 10, 2025	US Unemployment Rate	
Jan 14, 2025	US PPI	
Jan 15, 2025	US CPI	
Jan 15, 2025	\$31M Unlock	\$STRK
Jan 16, 2025	Binance Listing	\$S (prev. \$FTM)
Jan 16, 2025	\$70M Unlock	\$ARB
Jan 20, 2025	Trump's Presidential Inauguration	
Jan 20, 2025	Gary Gensler Resigns	
Jan 23, 2025	Grayscale \$SOL ETF Approval Deadline	\$SOL
Jan 23, 2025	Upbit Delisting	\$BTG
Jan 24, 2025	BOJ Interest Rate Decision	
Jan 24, 2025	January Airdrop	\$JUP
Jan 29, 2025	US FOMC	

## DATA EXPLAINER

Headers	Source	Note
<b>PRICE ACTIONS TRADING VOLUME ORDER BOOK DEPTH DERIVATIVES</b>	Presto Labs	<p><b>Time Zone Analysis</b> separates out the asset's price action according to the business hours in Asia, Europe and US region. This is to identify which geography is responsible for price actions of the last 24hrs. The cut-offs are,</p> <ul style="list-style-type: none"> <li>- Asia: UTC 22:00 -1 to UTC 6:00</li> <li>- Europe: UTC 6:00 to 14:00</li> <li>- US: UTC 14:00 to 22:00</li> </ul> <p><b>Sector</b> constituents are, AI(FET, AGIX, OCEAN), BTC Eco(BCH, BSV, ICP, STX, ORDI), CEX(BNB, CRO, OKB, KCS, BGB), Data(LINK, GRT), DePIN(ICP, FIL, AR, HNT, SIA), DEX(UNI, INJ, RUNE, SNX, DYDX, OSMO, CRV, CAKE, GMX), Digital Gold(BTC), Gaming/Metaverse(IMX, BEAM, SAND, GALA, AXS, WEMIX, RON), L0(AVAX, DOT, TIA), L2(MATIC, OP, MNT, ARB, STRK), Lending(MKR, AAVE, COMP), Liquid Staking(LDO, RPL, JTO), Meme(DOGE, SHIB, FLOKI), NFT(APE, BLUR), Payments(XRP, LTC, XLM, XMR, ZEC), RWA(ONDO, CFG), Smart Contract(ETH, BNB, SOL, ADA, TRX, TON, APT, NEAR, HBAR, VET, ALGO, FTM, SUI, FLOW, MINA). The sector return is market-cap weighted average of the constituents' returns.</p> <p><b>Exchanges:</b> 24H spot price &amp; volume % changes and dominance ratios are from CoinGecko. Time Zone Analysis is based on data from Binance. Spot volume leaders are based on data from Binance Bybit, Coinbase, Kraken, OKX, KuCoin, HTX, Upbit, Gate.io. Futures data are from Binance OKX, Bybit, KuCoin. Options data are from Deribit.</p>
<b>TRADFI</b>	Investing.com Farside Investors	<p><b>BTC Spot ETF Flows</b> are based on data shown on farside.co.uk at UTC 03:00. Due to varying data reporting schedules among ETF sponsors, the figures may not encompass data from all 10 ETFs.</p>
<b>STABLECOIN ONCHAIN MOVES</b>	DefiLlama	<p><b>Stablecoin Supply</b> is a proxy for fiat on/off ramp from TradFi into crypto.</p> <p><b>USDT Prem/Disc</b> reflects the USDT supply/demand imbalance, approximating the market's risk aversion towards USDT specifically, and/or the crypto market more broadly. The data is from Coinbase.</p> <p><b>TVL/ Crypto MC Ratio</b> = Total Value Locked / Crypto Market Cap. The ratio neutralizes the TVL changes caused by asset price fluctuations.</p>
<b>EVENTS CALENDAR</b>	CoinMarketCap Layer GG	<p><b>Events Calendar</b> provides a summary of major events happening throughout the month.</p>

\* The Daily Market Brief is published every business day, following the Singapore calendar, excluding public holidays



## About Presto

Presto is an algorithmic trading firm where researchers and engineers solve challenging problems in global financial markets. Our core strength lies in combining engineering, mathematics, and science to navigate both digital asset and traditional finance markets with precision. Presto Research, our research unit, provides expert-driven insights to help navigate these markets effectively.

Find out more at <https://www.prestolabs.io>.

Follow Presto for more content: [X](#), [LinkedIn](#)

Follow Presto Research for latest research : [X](#), [Telegram](#)

---

## Authors

**Peter Chung**, Head of Research [X](#), [Telegram](#), [LinkedIn](#)

**Min Jung**, Research Analyst [X](#), [Telegram](#), [LinkedIn](#)

---

## Required Disclosures

*Any expression of opinion (which may be subject to change without notice) is personal to the author and the author makes no guarantee of any sort regarding accuracy or completeness of any information or analysis supplied. The views and opinions expressed herein are those of the author(s) and do not necessarily reflect the views of Presto or its affiliates. This material by itself, is not and should not be construed as an offer or a solicitation to deal in any investment product or to enter into any legal relations. This material is for informational purposes only and is only intended for sophisticated investors, and is not intended to provide accounting, legal, or tax advice, or investment recommendations, or an official statement of Presto or its affiliates. Presto, its affiliates and its employees make no representation and assume no liability to the accuracy or completeness of the information provided. Presto, its affiliates and its employees also do not warrant that such information and publications are accurate, up to date or applicable to the circumstances of any particular case. Certain statements in this document provide predictions and there is no guarantee that such predictions are currently accurate or will ultimately be realized. Prior results that are presented here are not guaranteed and prior results do not guarantee future performance. Recipients should consult their advisors before making any investment decision. Presto or its affiliates may have financial interests in, or relationships with, some of the assets, entities and/or publications discussed or otherwise referenced in the materials. Certain links that may be provided in the materials are provided for convenience and do not imply Presto's endorsement, or approval of any third-party websites or their content. Any use, review, retransmission, distribution, or reproduction of these materials, in whole or in part, is strictly prohibited in any form without the express written approval of Presto. Presto Research and related logos are trademarks of Presto, or its affiliates.*