

## Daily Market Brief

Nov 26, 2025 (UTC -02:00)

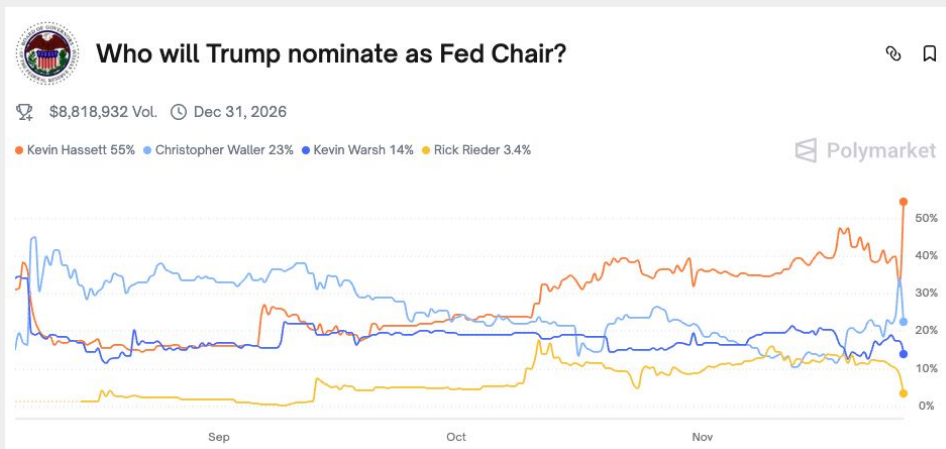
Peter Chung | Head of Research  
Min Jung | Research Associate

BTC	\$87,366.83 -1.1%	S&P500	6,765.88 +0.9%	US 10Y	4.0020% -0.0340PPT	WTI	\$58.08 -1.3%
ETH	\$2,960.07 +0.2%	Nasdaq	23,025.59 +0.7%	DX	99.85 -0.3%	Gold	\$4,167.60 +0.9%

- Market remains rangebound from yesterday. As of now, \$BTC is trading at \$87,366 and \$ETH is trading at \$2,960. Bitcoin dominance stands at 58.53%.
- Texas has reportedly made a \$5 million purchase of BlackRock's IBIT, marking the first allocation of its newly created Texas Strategic Bitcoin Reserve under SB 21. If accurate, Bitcoin would become the third holding in the state's trust—joining SPY and a Janus Henderson fund—placing Texas alongside major institutions like Abu Dhabi and Harvard that also hold IBIT.
- A few other headlines include: Polymarket receives CFTC approval of amended order of designation, enabling intermediated U.S. market access; Klarna to launch its stablecoin on Tempo in 2026; and Berachain founder calls Unchained story "inaccurate and incomplete."
- During the last 24 hours, the top three gainers were \$MON, \$IP, and \$HASH, while the top three losers were \$TEL, \$CC, and \$DCR.

### Hassett Headline Hints at the Great Un-Discounting

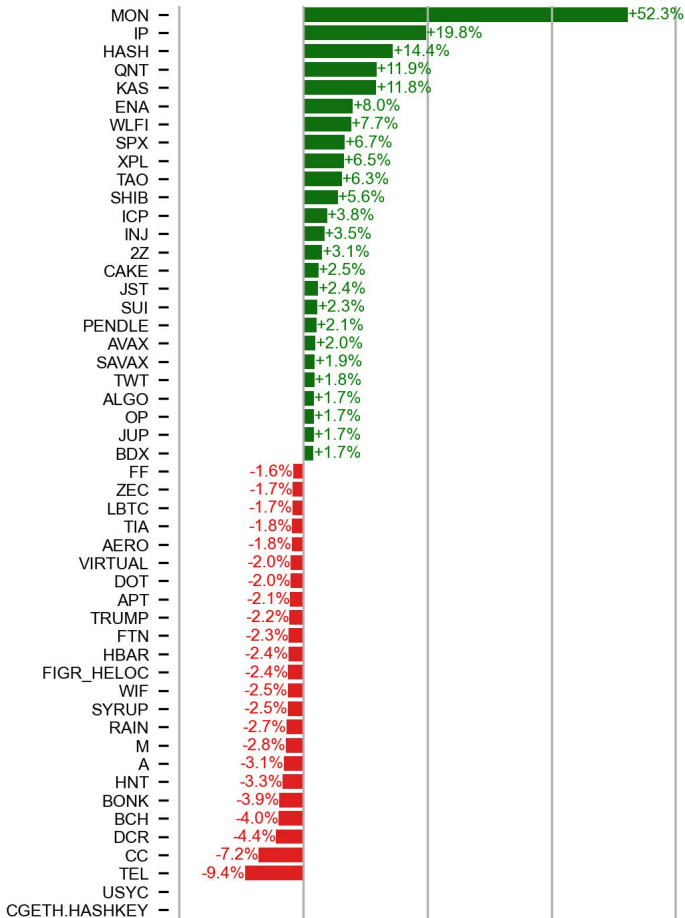
The recent risk-asset sell-off has been notable for its extreme short-term focus. Over the past six weeks, market moved almost entirely driven by near-term Fed pricing, selling off after Powell's hawkish FOMC briefing a month ago, then rebounding on more dovish remarks from other Fed officials. This is striking given upcoming liquidity tailwinds: the scheduled end of QT in Dec. likely a new dovish Fed chair next year, and potential for fiscal stimulus ahead of the midterms. Despite these catalysts just months away, price action has struggled to look beyond the next 1–2 months. Last night brought a potential shift: Bloomberg reported that the White House economic adviser Kevin Hassett has emerged as the frontrunner to replace Powell as Fed Chair. The 10-year Treasury yield immediately dipped below 4%. Thus far, the market has assigned near-zero probability to several dovish developments that are only months away. As these high-probability assumptions crystallize, the heavy discounting may unwind, pricing in the meaningful liquidity tailwinds that have been strangely ignored.



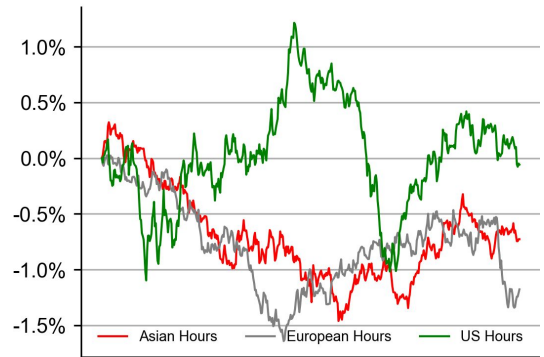
## PRICE ACTIONS

### 24H Price Change (Top/Bottom 25 from Top 200)

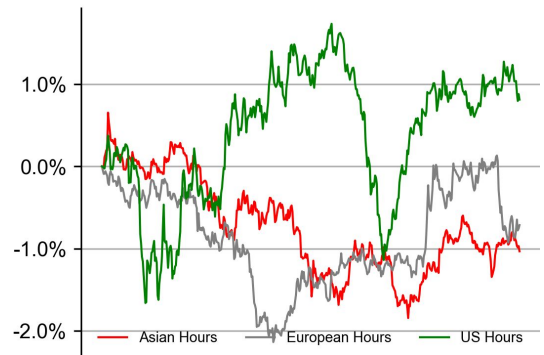
### Time Zone Analysis



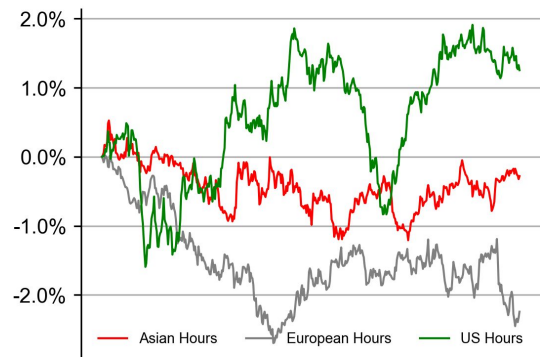
### BTC



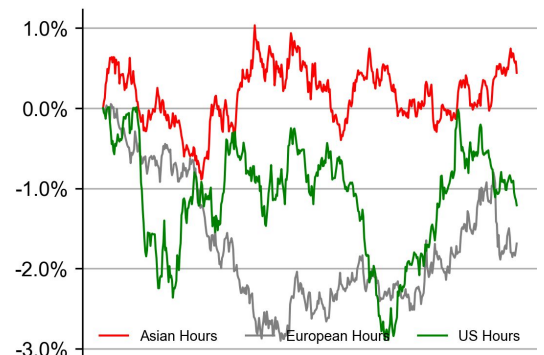
### ETH



### SOL

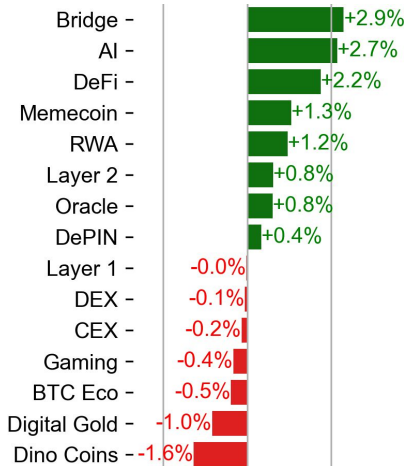
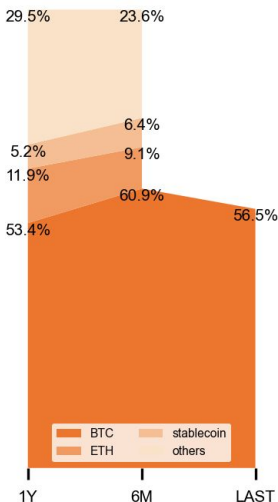


### XRP



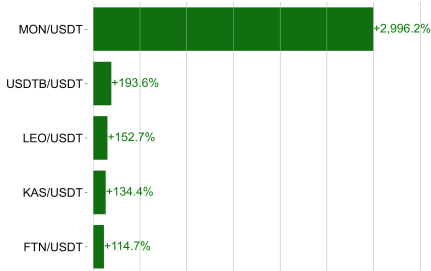
### Dominance Ratio

### Sector Performance



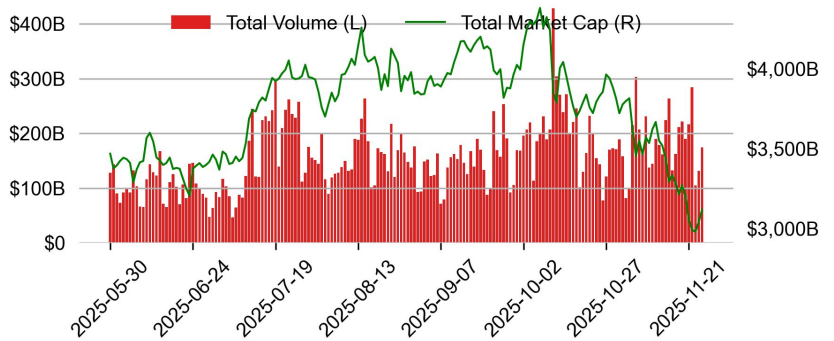
## TRADING VOLUME

### 24H Vol % Chg\*

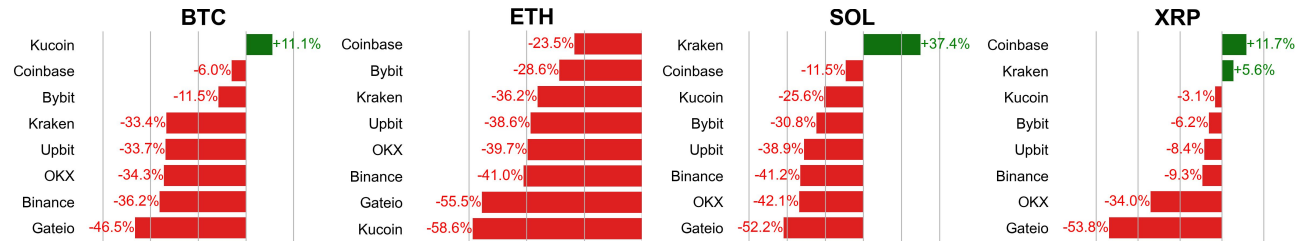


\* 5 largest 24H vol. change from the universe of top 50 assets by market cap

### Spot Volume



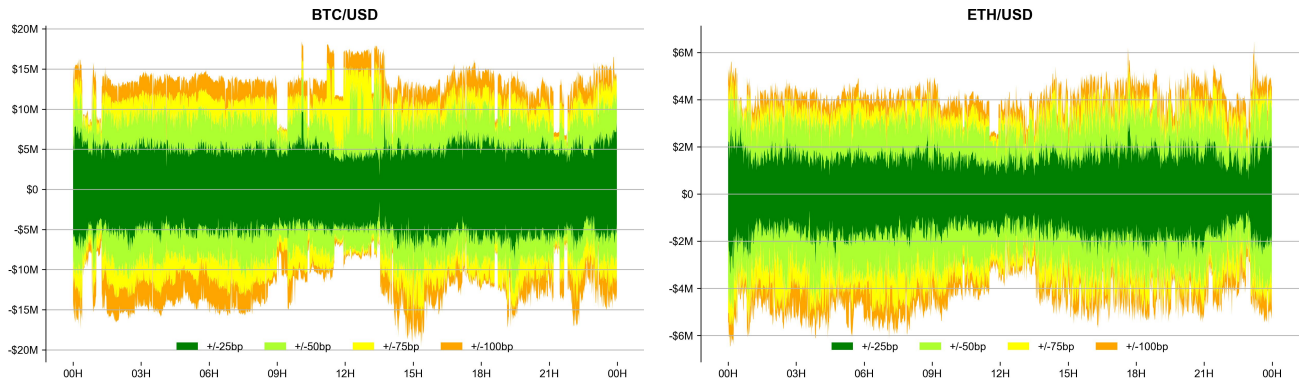
## Spot Volume Leaders (% chg vs ave)\*



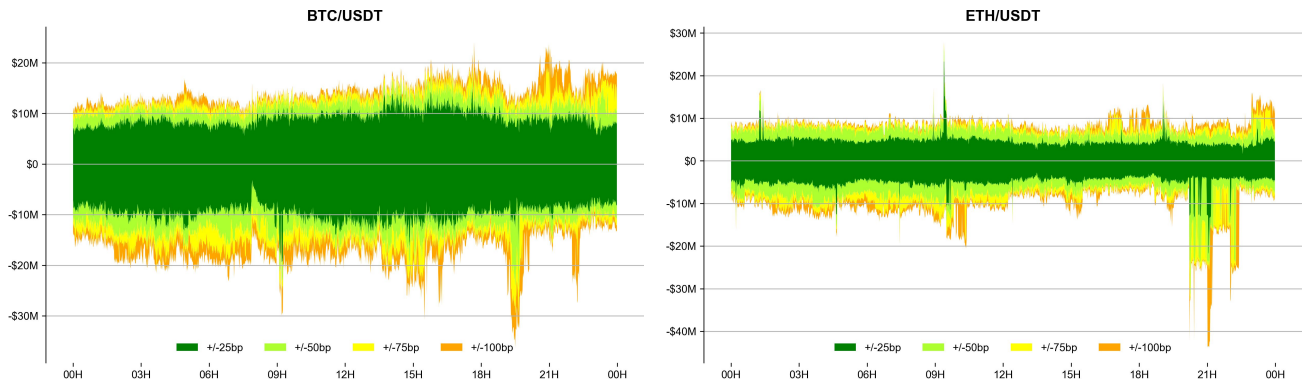
\* ranked by the % difference between the 24H volume vs. the 30-day average

## ORDER BOOK DEPTH (within 1% best bid/ask)

### Coinbase



### Binance

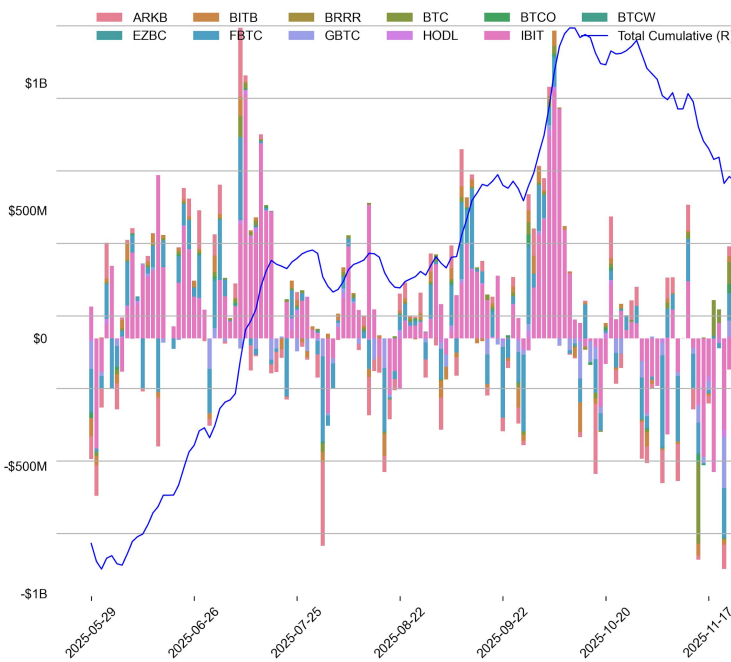




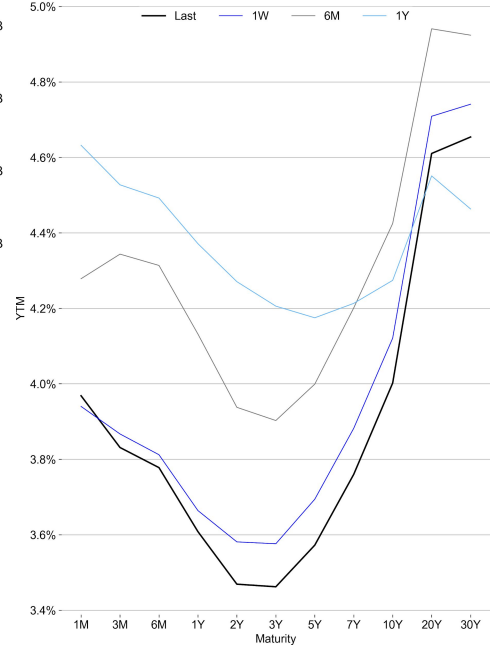
# TRADFI

	Stocks					FX				Commodity		Crypto Equity			
	S&P500	Nasdaq	EuroStoxx50	HSI	CSI300	USD/EUR	USD/JPY	USD/CNY	DXY	WTI	Gold	COIN	MSTR	MARA	RIOT
Last	6765.88	23025.59	5576.55	25894.55	4490.40	0.8647	156.20	7.0847	99.85	58.08	4167.60	254.10	172.17	11.19	14.40
1D	0.9%	0.7%	0.9%	0.7%	1.0%	-0.4%	-0.5%	-0.3%	-0.3%	-1.3%	0.9%	-0.7%	-3.8%	-0.2%	3.7%
1M	-0.4%	-0.8%	-1.7%	-1.0%	-3.7%	0.5%	2.2%	-0.5%	0.9%	-5.6%	0.7%	-28.3%	-40.4%	-42.7%	-32.8%
1Y	13.0%	20.8%	16.2%	35.2%	16.7%	-9.2%	1.3%	-2.1%	-6.5%	-15.8%	58.4%	-18.6%	-57.3%	-57.6%	19.4%

## BTC Spot ETF Flow

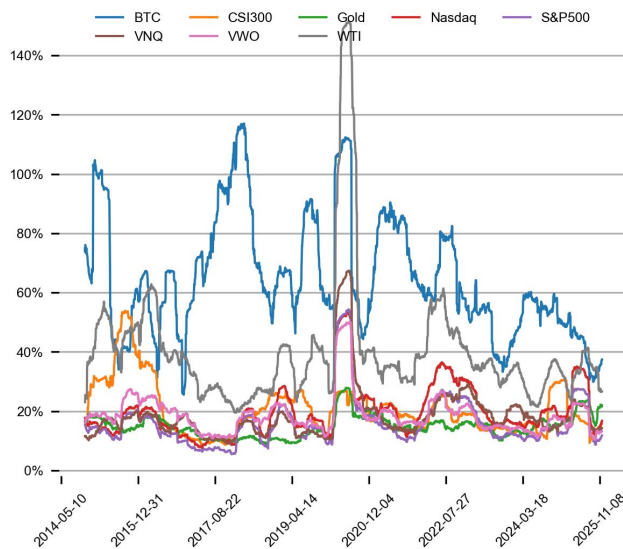


## US Treasury Yield Curve

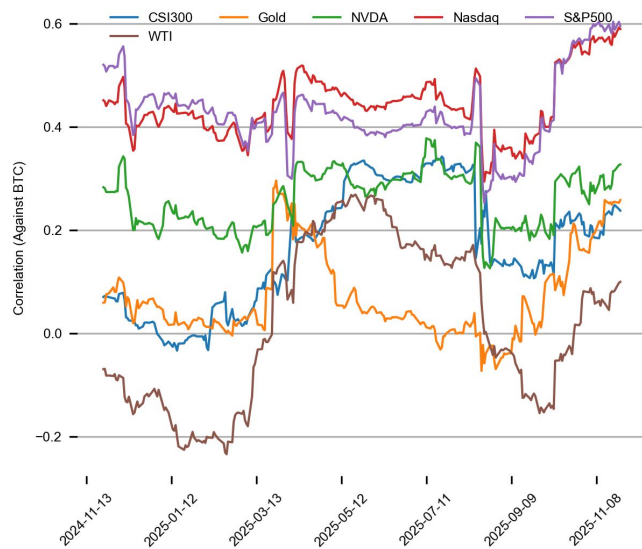


## CROSS ASSET METRICS

### Volatility



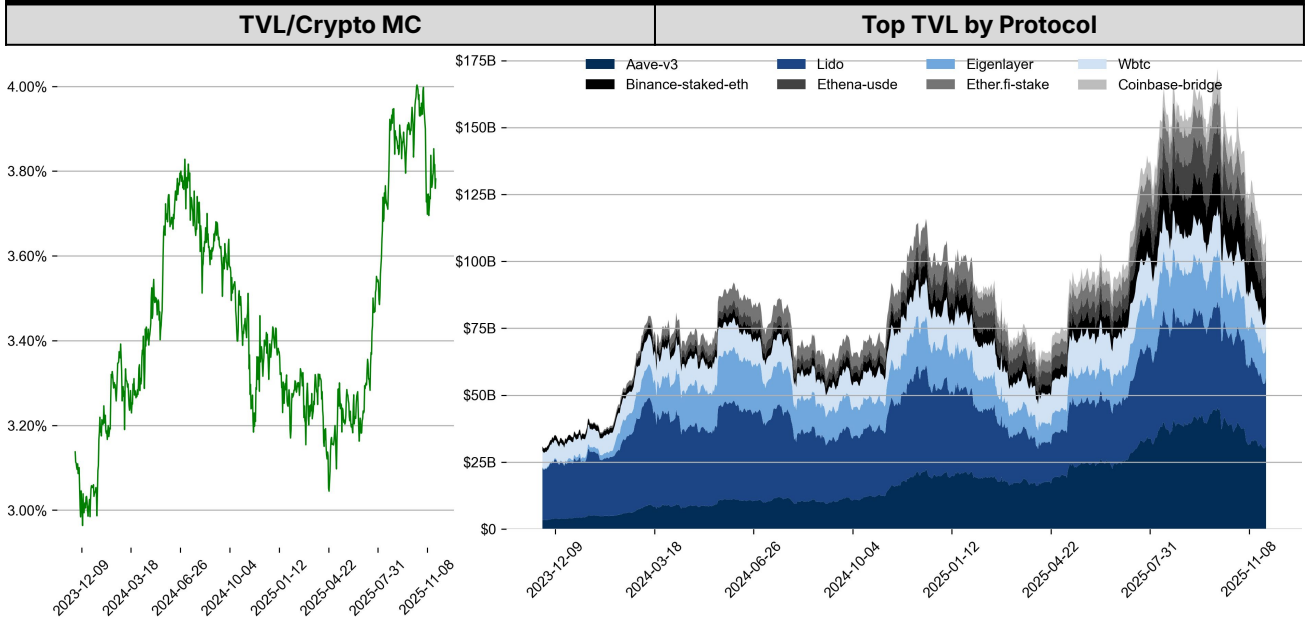
### Correlation



## STABLECOIN

Supply Change				USDT Prem/Disc
	Market Cap (\$mn)	Share	7D Change	
USDT_Trone	77,604	25.5%	-0.8%	
USDT_Ethereum	87,799	28.9%	+1.1%	
USDT_Omni	80	0.0%	0.0%	
USDC	74,668	24.6%	+0.4%	
DAI	4,786	1.6%	-1.2%	
FDUSD	671	0.2%	-6.1%	
Others	58,189	19.2%	-0.1%	
Total	303,798	100.0%	+0.2%	

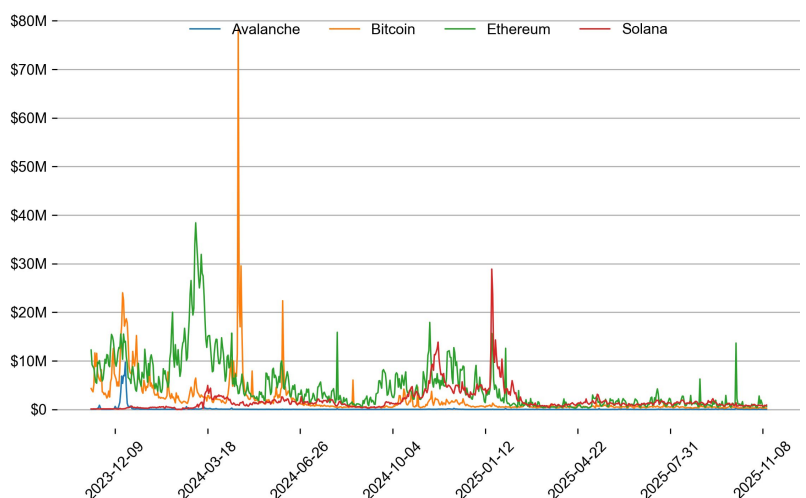
## ONCHAIN MOVES



### Top TVL Gainers\*

#	Name	7D Change
1	CIAN Yield Layer	+92.3%
2	DigiFT	+79.4%
3	Sentora	+17.1%
4	Theo Network thBill	+16.9%
5	Curve LlamaLend	+16.0%

### Daily Network Fees



\* 5 largest 7 day TVL change in % terms from the universe of minimum \$100m TVL protocols, according to DefiLlama.

## EVENTS CALENDAR

Date	Title	Coins / Hosts
Nov 3, 2025	Binance Listing	\$KITE
Nov 3, 2025	Airdrop Claim Close	\$MON
Nov 4, 2025	SBF Appeal Hearing	\$FTT
Nov 6, 2025	ELIZAOS Rebranding	\$AI16Z
Nov 7, 2025	Expected Phase2 Deposit Open	\$STABLE
Nov 10, 2025	\$35.25M Unlocked	\$LINEA
Nov 11, 2025	Solana x402 Hackathon	\$SOL
Nov 12, 2025	Binance Perp Delisting	\$FLM, \$KDA
Nov 13, 2025	ETF Deadline	\$XRP
Nov 13, 2025	US CPI	
Nov 14, 2025	US PPI	
Nov 17, 2025	Devconnect	\$ETH
Nov 19, 2025	Earnings Report	\$NVDA
Nov 19, 2025	FOMC Minutes Release	
Nov 20, 2025	\$38.82M Unlock	\$ZRO
Nov 21, 2025	Final Allocation	\$MEGA
Nov 25, 2025	\$25.52M Unlock	\$XPL

## DATA EXPLAINER

Headers	Source	Note
<b>PRICE ACTIONS</b> <b>TRADING VOLUME</b> <b>ORDER BOOK</b> <b>DEPTH</b> <b>DERIVATIVES</b>	Presto Labs	<p><b>Time Zone Analysis</b> separates out the asset's price action according to the business hours in Asia, Europe and US region. This is to identify which geography is responsible for price actions of the last 24hrs. The cut-offs are,</p> <ul style="list-style-type: none"> <li>- Asia: UTC 22:00 -1 to UTC 6:00</li> <li>- Europe: UTC 6:00 to 14:00</li> <li>- US: UTC 14:00 to 22:00</li> </ul> <p><b>Sector</b> constituents are, AI(FET, AGIX, OCEAN), BTC Eco(BCH, BSV, ICP, STX, ORDI), CEX(BNB, CRO, OKB, KCS, BGB), Data(LINK, GRT), DePIN(ICP, FIL, AR, HNT, SIA), DEX(UNI, INJ, RUNE, SNX, DYDX, OSMO, CRV, CAKE, GMX), Digital Gold(BTC), Gaming/Metaverse(IMX, BEAM, SAND, GALA, AXS, WEMIX, RON), LO(AVAX, DOT, TIA), L2(MATIC, OP, MNT, ARB, STRK), Lending(MKR, AAVE, COMP), Liquid Staking(LDO, RPL, JTO), Meme(DOGE, SHIB, FLOKI), NFT(APE, BLUR), Payments(XRP, LTC, XLM, XMR, ZEC), RWA(ONDO, CFG), Smart Contract(ETH, BNB, SOL, ADA, TRX, TON, APT, NEAR, HBAR, VET, ALGO, FTM, SUI, FLOW, MINA). The sector return is market-cap weighted average of the constituents' returns.</p> <p><b>Exchanges:</b> 24H spot price &amp; volume % changes and dominance ratios are from CoinGecko. Time Zone Analysis is based on data from Binance. Spot volume leaders are based on data from Binance Bybit, Coinbase, Kraken, OKX, KuCoin, HTX, Upbit, Gate.io. Futures data are from Binance OKX, Bybit, KuCoin. Options data are from Deribit.</p>
<b>TRADFI</b>	Investing.com Farside Investors	<p><b>BTC Spot ETF Flows</b> are based on data shown on farside.co.uk at UTC 03:00. Due to varying data reporting schedules among ETF sponsors, the figures may not encompass data from all 10 ETFs.</p>
<b>STABLECOIN</b> <b>ONCHAIN MOVES</b>	DefiLlama	<p><b>Stablecoin Supply</b> is a proxy for fiat on/off ramp from TradFi into crypto.</p> <p><b>USDT Prem/Disc</b> reflects the USDT supply/demand imbalance, approximating the market's risk aversion towards USDT specifically, and/or the crypto market more broadly. The data is from Coinbase.</p> <p><b>TVL/ Crypto MC Ratio</b> = Total Value Locked / Crypto Market Cap. The ratio neutralizes the TVL changes caused by asset price fluctuations.</p>
<b>EVENTS</b> <b>CALENDAR</b>	CoinMarketCap Investing.com	<p><b>Events Calendar</b> provides a summary of major events happening throughout the month.</p>

\* The Daily Market Brief is published every business day, following the Singapore calendar, excluding public holidays

## About Presto

Presto is an algorithmic trading firm where researchers and engineers solve challenging problems in global financial markets. Our core strength lies in combining engineering, mathematics, and science to navigate both digital asset and traditional finance markets with precision. Presto Research, our research unit, provides expert-driven insights to help navigate these markets effectively.

Find out more at <https://www.prestolabs.io>.

Follow Presto for more content: [X](#), [LinkedIn](#)

Follow Presto Research for latest research : [X](#), [Telegram](#)

## Authors

**Peter Chung**, Head of Research [X](#), [Telegram](#), [LinkedIn](#)

**Min Jung**, Research Associate [X](#), [Telegram](#), [LinkedIn](#)

## Required Disclosures

*Any expression of opinion (which may be subject to change without notice) is personal to the author and the author makes no guarantee of any sort regarding accuracy or completeness of any information or analysis supplied. The views and opinions expressed herein are those of the author(s) and do not necessarily reflect the views of Presto or its affiliates. This material by itself, is not and should not be construed as an offer or a solicitation to deal in any investment product or to enter into any legal relations. This material is for informational purposes only and is only intended for sophisticated investors, and is not intended to provide accounting, legal, or tax advice, or investment recommendations, or an official statement of Presto or its affiliates. Presto, its affiliates and its employees make no representation and assume no liability to the accuracy or completeness of the information provided. Presto, its affiliates and its employees also do not warrant that such information and publications are accurate, up to date or applicable to the circumstances of any particular case. Certain statements in this document provide predictions and there is no guarantee that such predictions are currently accurate or will ultimately be realized. Prior results that are presented here are not guaranteed and prior results do not guarantee future performance. Recipients should consult their advisors before making any investment decision. Presto or its affiliates may have financial interests in, or relationships with, some of the assets, entities and/or publications discussed or otherwise referenced in the materials. Certain links that may be provided in the materials are provided for convenience and do not imply Presto's endorsement, or approval of any third-party websites or their content. Any use, review, retransmission, distribution, or reproduction of these materials, in whole or in part, is strictly prohibited in any form without the express written approval of Presto. Presto Research and related logos are trademarks of Presto, or its affiliates.*