

Employee Parking Information



WHERE EMPLOYEES MAY PARK

Employee parking tags authorize employees and partners (airlines, concessions, TSA, etc.) to park in designated employee parking lots. Parking outside these areas (Express, Terminal, etc.) are not included and will incur additional fees per day of parking.

HOW DO I GET MY EMPLOYEE PARKING TAG

If eligible, your company will issue an employee parking tag to you. Please see your designated company parking authorizer for more details.

WHERE IS THE DFW EMPLOYEE PARKING OFFICE

The employee parking office is in Terminal B, near the curbside on the upper level of B26 (enter the terminal at B23, turn right, and the office is down the hall on the right).

Contact the Employee Parking team at (972) 973-8040

Business Hours

Monday – Thursday:

8 a.m. – 4 p.m.

Friday:

8 a.m. – noon

DID YOU KNOW?

Employees can track shuttle arrival and departure times to/from employee lots and terminal stops. Look for the QR codes at each stop and scan the appropriate code to view arrival/departure times.


ABOUT YOUR EMPLOYEE PARKING TAG

- Only one employee parking tag will be issued per authorized parker.
- Each employee parking tag is uniquely labeled and is registered to the owner.
- Employee parking tags must always be displayed on your rearview mirror or dashboard when parking.
- Employee parking tags may not be sold, lent, borrowed, or otherwise transferred to any other person, including authorized parker.
- If you lose your employee parking tag, contact employee parking at (972) 973-8040 immediately for further instructions.

IMPORTANT

You are required to hang and visibly display your employee parking tag on your rearview mirror or dashboard. Without your employee parking tag you are not allowed to park your vehicle in any area designated for employees. Continued violations may result in tickets and/or fines.

High-Level Overview of Employee North & South



**1W/NORTH
LOT** >>>


**5E/SOUTH
LOT** <<<

**6E/SOUTH
LOT** <<<

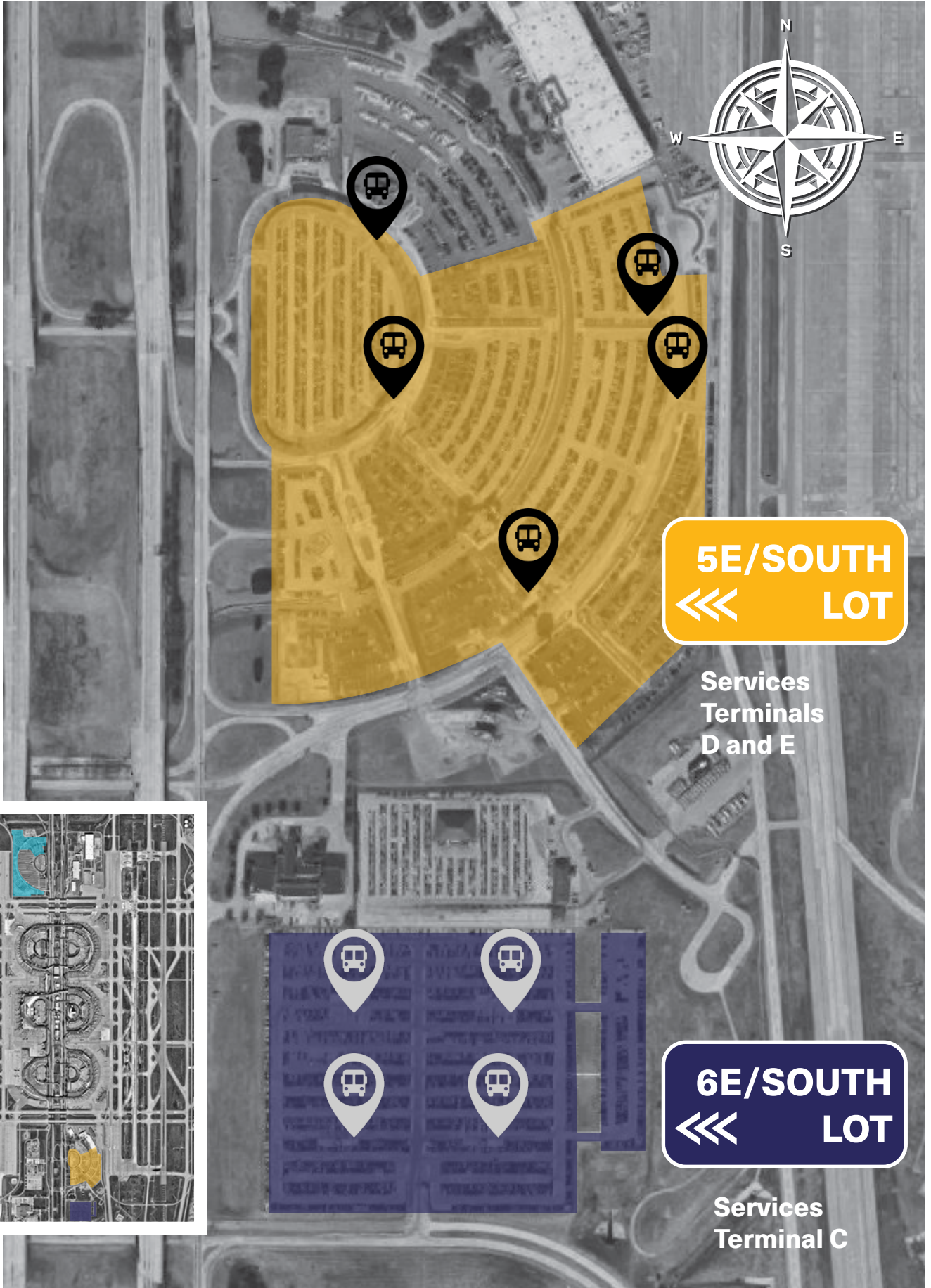
Detailed Overview of Employee North

**1W/NORTH
LOT** >>>

Services
Terminals A, B
and D



Detailed Overview of Employee South



High-level Map of the airport

Map displays associated employee parking lots and cross under access points.

