

Package Summary and Requirements

Space Identifier	Near Gate	Proposed Concept	Square Footage	Term in Years
C-2-102F-A01	C Pier	Sunglasses	627	7
D-NC105B	D27	Personal Care	957	7

Each location will have their own independent lease.

This package does allow for sublease opportunities.

PACKAGE ACDBE/M/WBE Goals:

Area	Goal	Proposed
ACDBE	40%	
M/WBE	30%	

For more information on ACDBE/M/WBE requirements, see Tab 10 of the RFP.

PROPOSER'S ACKNOWLEDGEMENT FOR PACKAGE 10

Name and Title of Signer: _____
(Print or Type)

Signature: _____ **Date:** _____

Package Summary and Requirements

Space Identifier	Near Gate	Proposed Concept	Square Footage	Term in Years
C-2-102F-A01	C Pier	Sunglasses	627	7

Percent Rent Category	Bid Range	Proposed
Specialty Retail – Apparel, hats, souvenirs, and all other retail merchandise not listed in other categories	17% - 20%	
Allowances - Branding Fees, Display/Fixture Allowances, Performance Allowances, Promotional Allowances, Retail Display Allowances (RDAs) and Special Purchase Allowances	11% - 14%	
Miscellaneous – All other Gross Receipts not listed above.	11%-14%	
Minimum Annual Guarantee	\$132,772	XXXXXXXXXX

Concept Description:

This location will feature a blend of branded fashion sunglasses and accessory products in multiple price ranges. The store may focus on one single branded manufacturer or multiple manufacturers.

The proposed concept should not compete with another existing concept within 3 gates on either side of proposed location. (Refer to **Attachment 4 Package Directory and Maps**). Provide sufficient justification of how the proposed concept is the best fit for this location.

This location will open in the Terminal C Pier in the Spring of 2026. Construction will start 6 months prior.

All Minimum Requirements are a MUST:

1. Top assortment of sunglasses and accessories.
2. Provide an employee discount to per the lease.
3. Have sustainable and collapsible packaging.
4. Provide a self-checkout option.
5. Cooperate fully with the implementation of the POS integration.
6. The ability to conduct sales transactions using hand-held credit card processing devices or other forms of technology to ensure speed of service.
7. Sign up with our mobile ordering partner to participate in the DFW Market and to provide passengers with the ability to order on the go and/or delivery.

Design Requirements:

1. This is a raw/unfinished space or Whitebox condition. This location must incorporate queuing within the tenant's lease space. The location currently has an empty conduit from the designated electrical room to the tenant location. The selected proposer will need to extend new electrical service using the airport provided empty conduit. If HVAC equipment and other infrastructure is existing, they may be utilized if adequate for new concept, and in good working order as certified by the engineer of record; cooking may require additional HVAC. The successful proposer will be required to provide branch water, sanitary sewer, and grease waste lines to accommodate the proposed layout. All utilities are delivered to the lease line of this location. Selected proposer will be responsible for bringing some utilities to the space from nearest tie-in point which may be outside of the Lease Outline Drawing (LOD). All tenants will be required to connect to the Airports proprietary life safety systems and install an HVAC sensor to connect to base building automation systems.
2. The new pier locations will have design conditions different from any existing terminal conditions. The airports concession's soffit must be maintained, signage will be placed in the designated space as shown on the LOD and in the Tenant Design Manual (TDM). All aspects of the tenant design must be compliant with the Airport Concessions TDM.
3. The selected proposer must install a door sensor and controller module. This is a proprietary system that must integrate into DFW's existing building automation system. More details will be provided during the design review process.
4. Refer to the TDM, to which all aspects of the design must align.






GENERAL NOTES

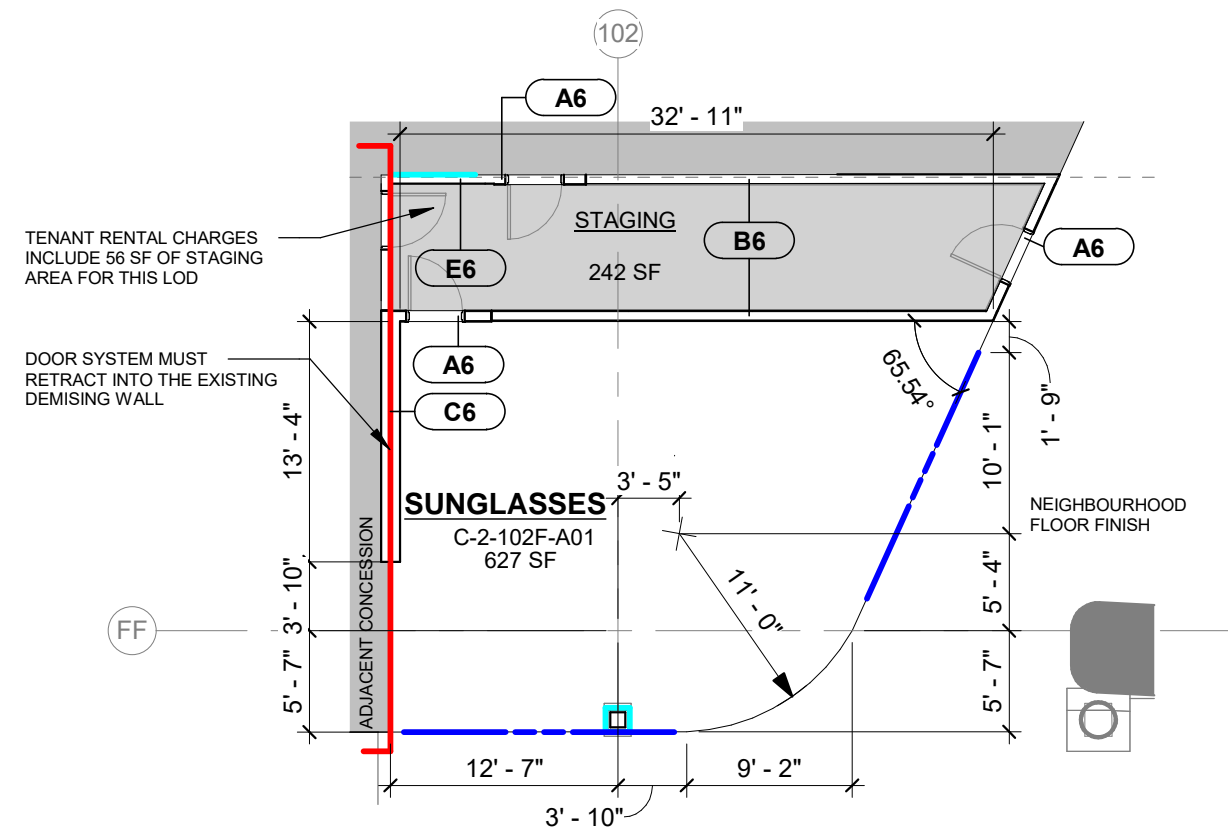
1	TENANT SHALL BE RESPONSIBLE FOR VERIFYING DIMENSIONS IN THE FIELD AND COORDINATING WITH WITH EXISTING CONDITIONS.
2	TENANT SHALL BE RESPONSIBLE FOR VERIFYING MEP AND STRUCTURAL CONDITIONS IN THE FIELD.
3	REFER TO THE CONSTRUCTION SERVICE MATRIX FOR MEP AND STRUCTURAL CONDITIONS RELATIVE TO LEASE SPACE.
4	EXISTING PARTITIONS MAY BE RECONFIGURED UNLESS DESIGNATED PART OF THE RESTRICTED AREA.
5	FINISHES SHALL ALIGN WITH THE STANDARDS IN THE TENANT DESIGN MANUAL.
6	GRAB & GO, SELF ORDER KIOSK AND ASSOCIATED QUEUING INDICATE SIZE AND PRPORTION, WITH FLEXIBLE PLACEMENT DURING TENANT DESIGN
7	BACK OF HOUSE SIZE REQUIREMENTS SHOULD BE REFERRED TO THE APPROPRIATE TDM SECTION
8	GYP FINISH IS PROVIDED IN EXISTING DEMISING WALLS AT A LEVEL ABOVE FINISHED FLOOR THAT IS FLUSH WITH THE BOTTOM OF THE BASE BUILDING SOFFIT. GYP SURFACE CONTINUES TO DECK.
9	REFER TO GW-01 FOR WALL TYPES
10	TENANT SHALL PROVIDE MINIMUM BACK OF HOUSE SPACES AS A % OF TOTAL SQUARE FOOTAGE AS FOLLOWS: FAST FOOD - 65-75%, QUICK SERVE - 40-50%, SIT DOWN - 25-35%

LEASE OUTLINE LOCATION STANDARDS

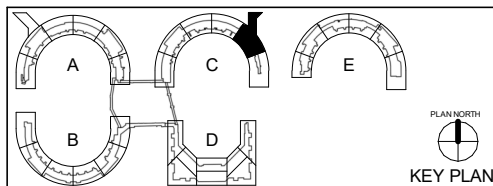
1	LEASE LINE IS LOCATED ON THE CENTERLINE OF DEMISING WALLS WHEN WALLS ARE BETWEEN DEMISED CONCESSIONS.
2	LEASE LINE IS LOCATED ON THE HOLD LOUNGE SIDE OF DEMISING WALLS BETWEEN CONCESSION UNITS AND HOLD LOUNGE AREAS.
3	LEASE LINE IS LOCATED ON THE OUTSIDE FACE OF GLAZING SYSTEMS FACING CONCOURSE CIRCULATION.
4	LEASE LINE IS LOCATED ON THE OUTSIDE FACE OF GLAZING FACING THE AIRFIELD.
5	THE TENANT SHALL PROTECT ALL EXISTING BASE BUILDING FLOOR FINISHES.
6	TENANT RELATED QUEUING MUST BE CONTAINED WITHIN THE TENANTS LEASED AREA.

SYMBOLS LEGEND

	RESTRICTED AREA
	QUEUING AREA
	TERMINAL FINISHES
	SKYLINK ABOVE
	PROPOSED IDENTITY CONTROL ZONE



1 LEASE OUTLINE DIAGRAM : TC-60
3/32" = 1'-0"



DFW DALLAS
FORT WORTH
INTERNATIONAL
AIRPORT

2040 S INTERNATIONAL PARKWAY
DFW AIRPORT, TX 75261

TYPE OF USE: RETAIL
TERMINAL LOCATION: TERMINAL C - PHASE 1
REFERENCE NUMBER: 48 GATE: PIER

DESIGN CONDITION: B7
CONTRACT NUMBER:

SHEET NUMBER

TC-60

Package Summary and Requirements

Space Identifier	Near Gate	Proposed Concept	Square Footage	Term in Years
D-NC105B	D27	Personal Care	957	7

Percent Rent Category	Bid Range	Proposed
Specialty Retail	17% - 20%	
Allowances - Branding Fees, Display/Fixture Allowances, Performance Allowances, Promotional Allowances, Retail Display Allowances (RDAs) and Special Purchase Allowances	11% - 14%	
Miscellaneous – All other Gross Receipts not listed above.	11%-14%	
Minimum Annual Guarantee	\$73,447	XXXXXXXXXX

Concept Description:

This location must feature a variety of personal care products for all passenger demographics. Merchandise mix should include quality bath and aromatherapy products, lotions, creams, soaps, and scents. This location may also feature a small selection of beauty products, such as makeup, hair care and gifted items, and may include other specialty retail items.

The proposed concept should not compete with another existing concept within 3 gates on either side of proposed location. (Refer to **Attachment 4 Package Directory and Maps**). Provide sufficient justification of how the proposed concept is the best fit for this location.

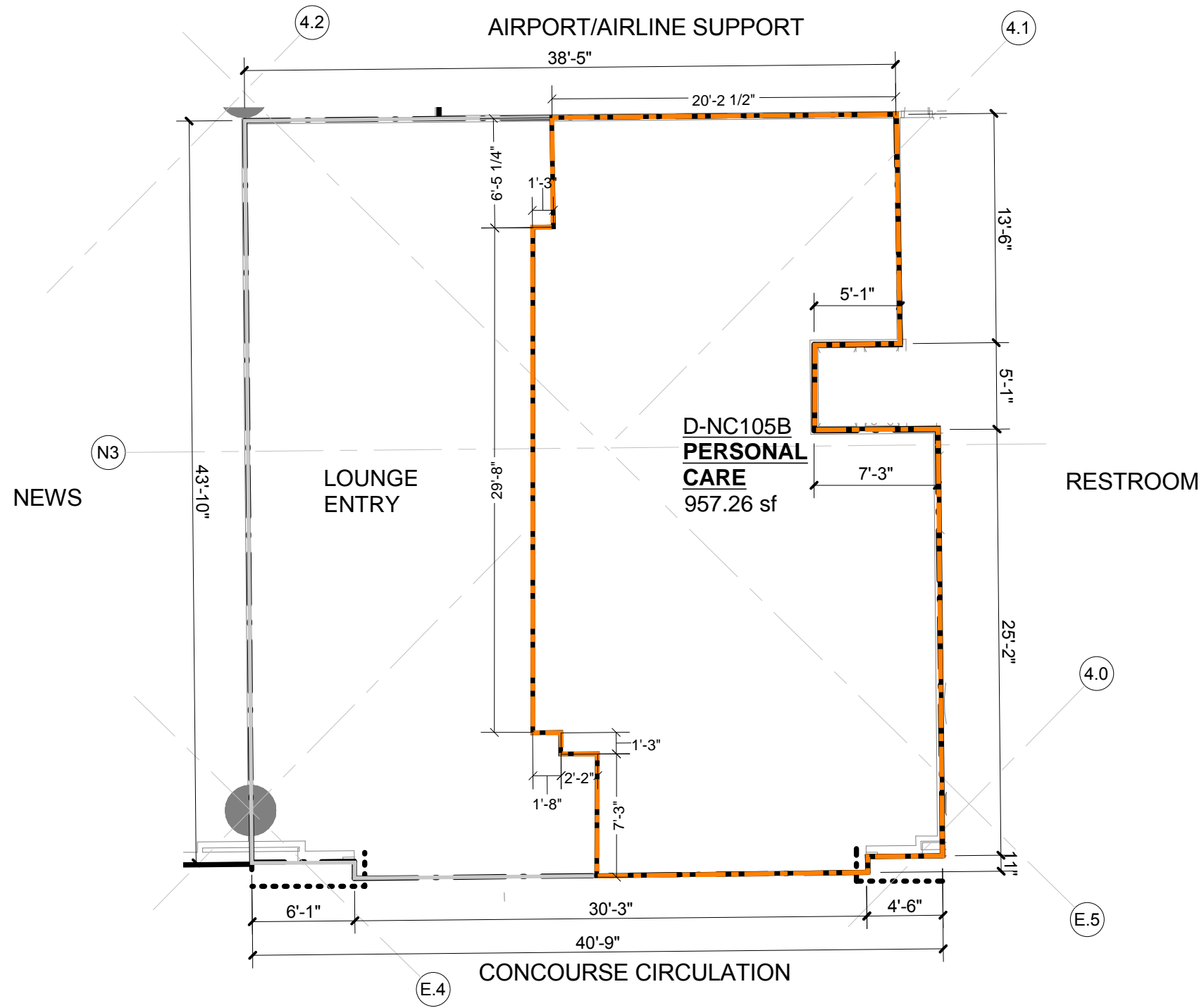
This location is not part of any airport construction project. Construction on this location will be expected to start 6 months after board approval.

All Minimum Requirements are a MUST:

1. Provide a self-checkout option.
2. Have sustainable and collapsible packaging.
3. Provide an employee discount per the lease.
4. Cooperate fully with the implementation of the POS integration.
5. The ability to conduct sales transactions using hand-held credit card processing devices or other forms of technology to ensure speed of service.
6. Sign up with our mobile ordering partner to participate in the DFW Market and to provide passengers with the ability to order on the go and/or delivery.

Design Requirements:

1. This location will not be provided a Whitebox, the selected proposer will be responsible for the demolition of all current finishes. The storefront opening and signage shall be placed at the entrance of the space in accordance with the Tenant Design Manual (TDM). The selected proposer will be required to restore the stainless-steel neutral frame to the TDM requirements. The tenant storefront materials may only exist within the stainless-steel neutral frame as depicted in the TDM as a design condition. The electrical service location may need to be relocated/consolidated to accommodate the new layout and comply with applicable codes. The electrical equipment may be reused if deemed sufficient by the Engineer of Record (EOR). Existing HVAC equipment and other infrastructure may be utilized if adequate for the proposed concept, and in good working order as certified by the EOR. Additional HVAC may be required, depending upon kitchen design. The successful proposer will be required to provide branch water, sanitary sewer, and grease waste lines to accommodate the proposed layout. The design should be unique and inviting and should have an iconic appeal. Selected proposer will be responsible for bringing utilities to the space from nearest tie-in point which may be outside of the LOD. All tenants will be required to connect to the Airports proprietary life safety systems, install an HVAC sensor to connect to base building automation systems. All aspects of the tenant design must be compliant with the Airport Concessions TDM.
2. The selected proposer must retain or install a door sensor and controller module. This is a proprietary system that must integrate into DFW's existing building automation system. More details will be provided during the design review process.
3. Refer to the TDM, to which all aspects of the design must align.



GENERAL NOTES:

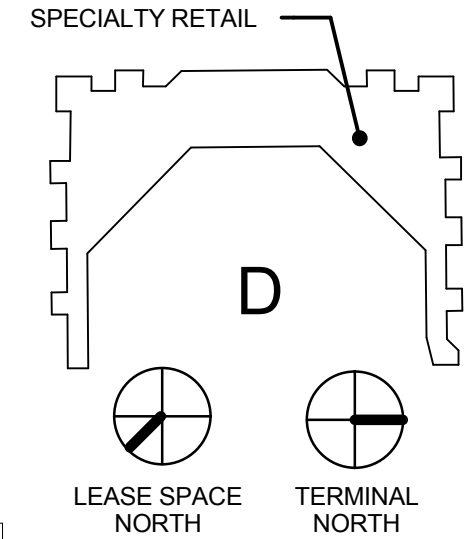
1. ALL DIMENSIONS TO BE FIELD VERIFIED WITH AS-BUILT CONDITIONS AND COORDINATED WITH ALL WALL TYPES
2. OVERHEAD MEP AND STRUCTURAL CONDITIONS VARY. TENANT TO FIELD VERIFY AND CONFIRM ALL AS-BUILT CONDITIONS.
3. REFER TO CONCESSIONS SERVICE MATRIX 7.6 FOR MEP AND STRUCTURAL CONDITIONS RELATIVE TO LEASE SPACE

LEASE OUTLINE LOCATION STANDARDS:

1. BETWEEN DEMISED CONCESSION UNITS LEASE LINE IS LOCATED ON THE CENTERLINE OF DEMISING WALLS.
2. BETWEEN CONCESSION UNITS AND HOLD LOUNGE AREAS LEASE LINE IS LOCATED ON THE HOLD LOUNGE SIDE OF THE DEMISING WALL.
3. FACING CONCOURSE CIRCULATION LEASE LINE IS LOCATED AT THE OUTSIDE FACE OF GLAZING SYSTEM.
4. FACING AIRFIELD LEASE LINE IS LOCATED AT THE OUTSIDE FACE OF GLASS.

KEY LEGEND

- LEASE AREA
- SEATING
- RESTRICTED ZONE
- GUARDRAIL



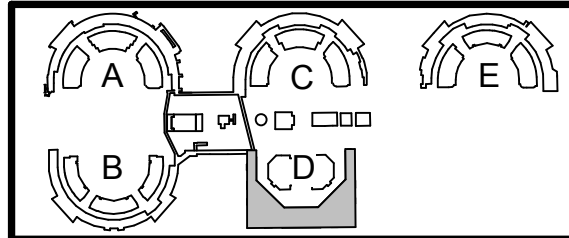
DRAFT: September 30, 2014

UPDATED: December 01, 2014

THIS LEASE OUTLINE DRAWING IS PRELIMINARY AND INTENDED TO PROVIDE APPROXIMATE DIMENSIONS AND OVERALL AREA OF ANTICIPATED SHELL LEASE SPACE. DRAWING IS BASED ON 2014 CONCESSIONS MASTER PLANNING EXERCISE. ARCHITECTURAL BACKGROUNDS MAY NOT CORRESPOND DIRECTLY TO LEASE LINE BOUNDARIES. INFORMATION CONTAINED WITHIN IS SUBJECT TO CHANGE WITHOUT NOTICE. AS STATED IN GENERAL NOTES 1 AND 2, TENANT IS REQUIRED TO FIELD VERIFY ALL EXISTING CONDITIONS PRIOR TO COMMENCEMENT OF DESIGN WORK.

THIS WAS PRODUCED BY OR UNDER THE DIRECT SUPERVISION OF REGISTERED ARCHITECT RALPH BAUER, # 7484. THIS DOCUMENT IS INCOMPLETE AND MAY NOT BE USED FOR REGULATORY APPROVAL, PERMIT OR CONSTRUCTION.

DATE OF ISSUE:			
NO.	DATE	REVISION	BY



TYPE OF USE:
 TERMINAL LOCATION:
 REFERENCE NUMBER:
 DESIGN CONDITIONS:
 CONTRACT NUMBER:

SHEET NUMBER
1
 OF 1 SHEETS
 DFW