




flow, stop and go®









NEOPERL® CACHÉ® SPRAY ITR AERATORS

All sizes, rain stream

Models with restrictor

Color code	Flow rate	M24x1 (STD)
	v optimal performance from 0.2 to 1 bar	<u>407A30010</u>

PCA® models

Color code	Flow rate	M24x1 (STD)
	1.0 gpm max.	<u>407A58010</u>
	1.2 gpm max.	<u>407A60010</u>
	5.0 l/min	<u>407A51010</u>
	1.5 gpm max.	<u>407A56010</u>
	1.75 gpm max.	<u>407A61010</u>
	7.0 l/min	<u>407A55010</u>




flow, stop and go®









NEOPERL® CACHE® SPRAY ITR SSR AERATORS

All sizes, rain stream

Models with restrictor

Color code	Flow rate	M24×1 (STD)
	v optimal performance from 0.2 to 1 bar	<u>407730010</u>

PCA® models

Color code	Flow rate	M24×1 (STD)
	1.0 gpm max.	<u>407758010</u>
	1.2 gpm max.	<u>407760010</u>
	5.0 l/min	<u>407751010</u>
	1.5 gpm max.	<u>407756010</u>
	1.75 gpm max.	<u>407761010</u>
	7.0 l/min	<u>407755010</u>