





















# NEOPERL® CASCADE® SLC AERATORS

## STD size, aerated stream

### Models with restrictor

Color code	Flow rate	STD insert	Female M22×1	Male M24×1	Regular male 15/16"-27	Regular female 55/64"-27
	Z 7.5 -9.0 l/min at 3 bar	<a href="#">400002000</a>	<a href="#">400002023</a>	<a href="#">400002033</a>	400002613	400002623
	A 13.5 - 15.0 l/min at 3 bar	<a href="#">400003000</a>	<a href="#">400003023</a>	<a href="#">400003033</a>	400003613	400003623
	S 18.0 - 19.8 l/min at 3 bar	<a href="#">400004000</a>	<a href="#">400004023</a>	<a href="#">400004033</a>	400004613	400004623
	B 22.8 - 25.2 l/min at 3 bar	<a href="#">400005000</a>	<a href="#">400005023</a>	<a href="#">400005033</a>	400005613	400005623
	C 27.0 - 30.0 l/min at 3 bar	<a href="#">400006000</a>	<a href="#">400006023</a>	<a href="#">400006033</a>	400006613	400006623
	D 34.8 - 37.8 l/min at 3 bar	<a href="#">400007000</a>	<a href="#">400007023</a>	<a href="#">400007033</a>	400007613	400007623
	T 1.5 gpm max at 60 psi	<a href="#">400010000</a>	<a href="#">400010023</a>	<a href="#">400010033</a>	400010613	400010623
	X 2.2 gpm max at 60 psi	<a href="#">400001000</a>	<a href="#">400001023</a>	<a href="#">400001033</a>	400001613	400001623

### PCA® models

Color code	Flow rate	STD insert	Female M22×1	Male M24×1	Regular male 15/16"-27	Regular female 55/64"-27
	1.0 gpm max.	<a href="#">400058000</a>	<a href="#">400058023</a>	<a href="#">400058033</a>	400058613	400058623
	1.2 gpm max.	<a href="#">400060000</a>	<a href="#">400060023</a>	<a href="#">400060033</a>	400060613	400060623
	5.0 l/min	<a href="#">400051000</a>	<a href="#">400051023</a>	<a href="#">400051033</a>	400051613	400051623
	1.5 gpm max.	<a href="#">400056000</a>	<a href="#">400056023</a>	<a href="#">400056033</a>	400056613	400056623
	6.0 l/min	<a href="#">400052000</a>	<a href="#">400052023</a>	<a href="#">400052033</a>	400052613	400052623
	1.75 gpm max.	<a href="#">400061000</a>	<a href="#">400061023</a>	<a href="#">400061033</a>	400061613	400061623
	7.0 l/min	<a href="#">400055000</a>	<a href="#">400055023</a>	<a href="#">400055033</a>	400055613	400055623
	2.0 gpm max.	<a href="#">400057000</a>	<a href="#">400057023</a>	<a href="#">400057033</a>	400057613	400057623
	2.2 gpm max.	<a href="#">400053000</a>	<a href="#">400053023</a>	<a href="#">400053033</a>	400053613	400053623
	8.0 l/min	<a href="#">400054000</a>	<a href="#">400054023</a>	<a href="#">400054033</a>	400054613	400054623









flow, stop and go®











# NEOPERL® CASCADE® SLC SSR AERATORS

## STD size, aerated stream

### Models with restrictor

Color code	Flow rate	STD insert	Female M22×1	Male M24×1
	Z 7.5 -9.0 l/min at 3 bar	<a href="#">400802000</a>	<a href="#">400802023</a>	<a href="#">400802033</a>
	A 13.5 - 15.0 l/min at 3 bar	<a href="#">400803000</a>	<a href="#">400803023</a>	<a href="#">400803033</a>
	S 18.0 - 19.8 l/min at 3 bar	<a href="#">400804000</a>	<a href="#">400804023</a>	<a href="#">400804033</a>
	B 22.8 - 25.2 l/min at 3 bar	<a href="#">400805000</a>	<a href="#">400805023</a>	<a href="#">400805033</a>
	T 1.5 gpm max. at 60 psi	<a href="#">400810000</a>	<a href="#">400810023</a>	<a href="#">400810033</a>
	X 2.2 gpm max at 60 psi	<a href="#">400801000</a>	<a href="#">400801023</a>	<a href="#">400801033</a>

### PCA® models

Color code	Flow rate	STD insert	Female M22×1	Male M24×1
	5.0 l/min	<a href="#">400851000</a>	<a href="#">400851023</a>	<a href="#">400851033</a>
	1.5 gpm max.	<a href="#">400856000</a>	<a href="#">400856023</a>	<a href="#">400856033</a>
	6.0 l/min	<a href="#">400852000</a>	<a href="#">400852023</a>	<a href="#">400852033</a>
	1.75 gpm max.	<a href="#">400861000</a>	<a href="#">400861023</a>	<a href="#">400861033</a>
	7.0 l/min	<a href="#">400855000</a>	<a href="#">400855023</a>	<a href="#">400855033</a>
	2.0 gpm max.	<a href="#">400857000</a>	<a href="#">400857023</a>	<a href="#">400857033</a>
	2.2 gpm max.	<a href="#">400853000</a>	<a href="#">400853023</a>	<a href="#">400853033</a>
	8.0 l/min	<a href="#">400854000</a>	<a href="#">400854023</a>	<a href="#">400854033</a>





flow, stop and go®









# NEOPERL® CASCADE® SLC AC AERATORS

## STD size, aerated stream

### Models with restrictor

Color code	Flow rate	STD insert	Female M22×1	Male M24×1
	Z 7.5 - 9.0 l/min at 3 bar	<a href="#">400402000</a>	<a href="#">400402023</a>	<a href="#">400402033</a>
	A 13.5 - 15.0 l/min at 3 bar	<a href="#">400403000</a>	<a href="#">400403023</a>	<a href="#">400403033</a>

### PCA® models

Color code	Flow rate	STD insert	Female M22×1	Male M24×1
	5.0 l/min	<a href="#">400451000</a>	<a href="#">400451023</a>	<a href="#">400451033</a>
	1.5 gpm max.	<a href="#">400456000</a>	<a href="#">400456023</a>	<a href="#">400456033</a>
	1.75 gpm max.	<a href="#">400461000</a>	<a href="#">400461023</a>	<a href="#">400461033</a>
	7.0 l/min	<a href="#">400455000</a>	<a href="#">400455023</a>	<a href="#">400455033</a>
	2.0 gpm max.	<a href="#">400457000</a>	<a href="#">400457023</a>	<a href="#">400457033</a>
	2.2 gpm max.	<a href="#">400453000</a>	<a href="#">400453023</a>	<a href="#">400453033</a>








flow, stop and go®







# NEOPERL® CASCADE® SLC AERATORS

## TJ size, aerated stream

### Models with restrictor

Color code	Flow rate	TJ insert	Female M19×1	Male M20×1
	Z 7.5 - 9.0 l/min at 3 bar	<a href="#">430002000</a>	<a href="#">430002023</a>	<a href="#">430002033</a>
	A 13.5 - 15.0 l/min at 3 bar	<a href="#">430003000</a>	<a href="#">430003023</a>	<a href="#">430003033</a>
	B 22.8 - 25.2 l/min at 3 bar	<a href="#">430005000</a>	<a href="#">430005023</a>	<a href="#">430005033</a>
	X 2.2 gpm max at 60 psi	<a href="#">430001000</a>	<a href="#">430001023</a>	<a href="#">430001033</a>
	V optimal performance and aeration from 0.2 to 1 bar	<a href="#">430030000</a>	<a href="#">430030023</a>	<a href="#">430030033</a>

### PCA® models





Color code	Flow rate	TJ insert	Female M19×1	Male M20×1
	1.5 gpm max.	<a href="#">430056000</a>	<a href="#">430056023</a>	<a href="#">430056033</a>
	1.75 gpm max.	<a href="#">430061000</a>	<a href="#">430061023</a>	<a href="#">430061033</a>
	2.0 gpm max.	<a href="#">430057000</a>	<a href="#">430057023</a>	<a href="#">430057033</a>
	2.2 gpm max.	<a href="#">430053000</a>	<a href="#">430053023</a>	<a href="#">430053033</a>



# NEOPERL® CASCADE® SLC AERATORS

## TJ size, laminar stream

### Models with restrictor

Color code	Flow rate	TJ insert	Female M19×1	Male M20×1
	Z 7.5 -9.0 l/min at 3 bar	<a href="#">430102000</a>	<a href="#">430102023</a>	<a href="#">430102033</a>
	A 13.5 - 15.0 l/min at 3 bar	<a href="#">430103000</a>	<a href="#">430103023</a>	<a href="#">430103033</a>
	B 22.8 - 25.2 l/min at 3 bar	<a href="#">430105000</a>	<a href="#">430105023</a>	<a href="#">430105033</a>
	X 2.2 gpm max at 60 psi	<a href="#">430101000</a>	<a href="#">430101023</a>	<a href="#">430101033</a>

### PCA® models

Color code	Flow rate	TJ insert	Female M19×1	Male M20×1
	5.0 l/min	<a href="#">430151000</a>	<a href="#">430151023</a>	<a href="#">430151033</a>
	1.5 gpm max.	<a href="#">430156000</a>	<a href="#">430156023</a>	<a href="#">430156033</a>
	1.75 gpm max.	<a href="#">430161000</a>	<a href="#">430161023</a>	<a href="#">430161033</a>
	7.0 l/min	<a href="#">430155000</a>	<a href="#">430155023</a>	<a href="#">430155033</a>
	2.0 gpm max.	<a href="#">430157000</a>	<a href="#">430157023</a>	<a href="#">430157033</a>
	2.2 gpm max.	<a href="#">430153000</a>	<a href="#">430153023</a>	<a href="#">430153033</a>
	8.0 l/min	<a href="#">430154000</a>	<a href="#">430154023</a>	<a href="#">430154033</a>



flow, stop and go®



# NEOPERL® CASCADE® SLC AERATORS

## JR size, aerated stream

### Models with restrictor

Color code	Flow rate	JR insert	Fem. 3/4"-27 UNS-2B	Male 13/16"- 27 UNS-2A
	1.0 gpm max. at 60 psi	<a href="#">420031000</a>	<a href="#">420031033</a>	<a href="#">420031023</a>
	1.5 gpm max. at 60 psi	<a href="#">420032000</a>	<a href="#">420032033</a>	<a href="#">420032023</a>
	1.75 gpm max. at 60 psi	<a href="#">420039000</a>	<a href="#">420039033</a>	<a href="#">420039023</a>
	2.0 gpm max. at 60 psi	<a href="#">420033000</a>	<a href="#">420033033</a>	<a href="#">420033023</a>
	2.2 gpm max. at 60 psi	<a href="#">420034000</a>	<a href="#">420034033</a>	<a href="#">420034023</a>
	4.0 gpm max. at 60 psi	<a href="#">420037000</a>	<a href="#">420037033</a>	<a href="#">420037023</a>
	4.5 gpm max. bei 60 psi	<a href="#">420038000</a>	<a href="#">420038033</a>	<a href="#">420038023</a>
	V optimal performance and aeration from 0.2 to 1 bar	<a href="#">420030000</a>	<a href="#">420030033</a>	<a href="#">420030023</a>



flow, stop and go®



# NEOPERL® CASCADE® SLC AERATORS

## TF size, aerated stream

### Models with restrictor

Color code	Flow rate	TF insert	Male M28×1
	B 22.8 - 25.2 l/min at 3 bar	<a href="#"><u>410005000</u></a>	<a href="#"><u>410005093</u></a>
	C 27.0 - 30.0 l/min at 3 bar	<a href="#"><u>410006000</u></a>	<a href="#"><u>410006093</u></a>
	D 34.8 - 37.8 l/min at 3 bar	<a href="#"><u>410007000</u></a>	<a href="#"><u>410007093</u></a>
	M 60.0 - 70.0 l/min at 3 bar	<a href="#"><u>410009000</u></a>	<a href="#"><u>410009093</u></a>