















# NEOPERL® CASCADE® AERATORS

## STD size, aerated stream

### Models with restrictor

Color code	Flow rate	STD insert	Female M22×1	Male M24×1
	Z 7.5 - 9.0 l/min at 3 bar	<a href="#">401002000</a>	<a href="#">401002023</a>	<a href="#">401002033</a>
	A 13.5 - 15.0 l/min at 3 bar	<a href="#">401003000</a>	<a href="#">401003023</a>	<a href="#">401003033</a>
	S 18.0 - 19.8 l/min at 3 bar	<a href="#">401004000</a>	<a href="#">401004023</a>	<a href="#">401004033</a>
	B 22.8 - 25.2 l/min at 3 bar	<a href="#">401005000</a>	<a href="#">401005023</a>	<a href="#">401005033</a>
	C 27.0 - 30.0 l/min at 3 bar	<a href="#">401006000</a>	<a href="#">401006023</a>	<a href="#">401006033</a>
	D 34.8 - 37.8 l/min at 3 bar	<a href="#">401007000</a>	<a href="#">401007023</a>	<a href="#">401007033</a>
	X 2.2 gpm max at 60 psi	<a href="#">401001000</a>	<a href="#">401001023</a>	<a href="#">401001033</a>
	Q 2.0 l/min onwards at 0.2 bar	<a href="#">401074000</a>	<a href="#">401074023</a>	<a href="#">401074033</a>

### PCA® models

Color code	Flow rate	STD insert	Female M22×1	Male M24×1
	0.35 gpm max.	<a href="#">401068000</a>	<a href="#">401068023</a>	<a href="#">401068033</a>
	0.5 gpm max.	<a href="#">401059000</a>	<a href="#">401059023</a>	<a href="#">401059033</a>
	1.0 gpm max.	<a href="#">401058000</a>	<a href="#">401058023</a>	<a href="#">401058033</a>
	1.2 gpm max.	<a href="#">401060000</a>	<a href="#">401060023</a>	<a href="#">401060033</a>
	5.0 l/min	<a href="#">401051000</a>	<a href="#">401051023</a>	<a href="#">401051033</a>
	1.5 gpm max.	<a href="#">401056000</a>	<a href="#">401056023</a>	<a href="#">401056033</a>
	6.0 l/min	<a href="#">401052000</a>	<a href="#">401052023</a>	<a href="#">401052033</a>
	1.75 gpm max.	<a href="#">401061000</a>	<a href="#">401061023</a>	<a href="#">401061033</a>
	7.0 l/min	<a href="#">401055000</a>	<a href="#">401055023</a>	<a href="#">401055033</a>
	2.0 gpm max.	<a href="#">401057000</a>	<a href="#">401057023</a>	<a href="#">401057033</a>
	2.2 gpm max.	<a href="#">401053000</a>	<a href="#">401053023</a>	<a href="#">401053033</a>
	8.0 l/min	<a href="#">401054000</a>	<a href="#">401054023</a>	<a href="#">401054033</a>




flow, stop and go®



# NEOPERL® CASCADE® AERATORS

## TF size, aerated stream

### Models with restrictor

Color code	Flow rate	TF insert	Male M28×1
	B 22.8 - 25.2 l/min at 3 bar	<a href="#"><u>411005000</u></a>	<a href="#"><u>411005093</u></a>
	C 27.0 - 30.0 l/min at 3 bar	<a href="#"><u>411006000</u></a>	<a href="#"><u>411006093</u></a>
	D 34.8 - 37.8 l/min at 3 bar	<a href="#"><u>411007000</u></a>	<a href="#"><u>411007093</u></a>



flow, stop and go®



# NEOPERL® CASCADE® AC AERATORS

## STD size, aerated stream

### Models with restrictor

Color code	Flow rate	STD insert	Female M22×1	Male M24×1
	Z 7.5 - 9.0 l/min at 3 bar	<a href="#">401402000</a>	<a href="#">401402023</a>	<a href="#">401402033</a>
	A 13.5 - 15.0 l/min at 3 bar	<a href="#">401403000</a>	<a href="#">401403023</a>	<a href="#">401403033</a>

### PCA® models

Color code	Flow rate	STD insert	Female M22×1	Male M24×1
	5.0 l/min	<a href="#">401451000</a>	<a href="#">401451023</a>	<a href="#">401451033</a>
	1.5 gpm max.	<a href="#">401456000</a>	<a href="#">401456023</a>	<a href="#">401456033</a>
	1.75 gpm max.	<a href="#">401461000</a>	<a href="#">401461023</a>	<a href="#">401461033</a>
	7.0 l/min	<a href="#">401455000</a>	<a href="#">401455023</a>	<a href="#">401455033</a>
	2.0 gpm max.	<a href="#">401457000</a>	<a href="#">401457023</a>	<a href="#">401457033</a>
	2.2 gpm max.	<a href="#">401453000</a>	<a href="#">401453023</a>	<a href="#">401453033</a>