




flow, stop and go®









NEOPERL® SPRAY ITR AERATORS

STD size, rain spray

Models with restrictor

Color code	Flow rate	STD insert	Female M22×1	Male M24×1
	v optimal performance from 0.2 to 1.0 bar	<u>407A30000</u>	<u>407A30023</u>	<u>407A30033</u>

PCA® models

Color code	Flow rate	STD insert	Female M22×1	Male M24×1
	1.0 gpm max.	<u>407A58000</u>	<u>407A58023</u>	<u>407A58033</u>
	1.2 gpm max.	<u>407A60000</u>	<u>407A60023</u>	<u>407A60033</u>
	5.0 l/min	<u>407A51000</u>	<u>407A51023</u>	<u>407A51033</u>
	1.5 gpm max.	<u>407A56000</u>	<u>407A56023</u>	<u>407A56033</u>
	1.75 gpm max.	<u>407A61000</u>	<u>407A61023</u>	<u>407A61033</u>
	7.0 l/min	<u>407A55000</u>	<u>407A55023</u>	<u>407A55033</u>



flow, stop and go®



NEOPERL® SPRAY ITR SSR AERATORS

STD size, rain spray

Models with restrictor

Color code	Flow rate	STD insert	Female M22×1	Male M24×1
●	v optimal performance from 0.2 to 1.0 bar	<u>407630000</u>	<u>407630023</u>	<u>407630033</u>

PCA® models

Color code	Flow rate	STD insert	Female M22×1	Male M24×1
●	1.0 gpm max.	<u>407658000</u>	<u>407658023</u>	<u>407658033</u>
●	1.2 gpm max.	<u>407660000</u>	<u>407660023</u>	<u>407660033</u>
●	5.0 l/min	<u>407651000</u>	<u>407651023</u>	<u>407651033</u>
●	1.5 gpm max.	<u>407656000</u>	<u>407656023</u>	<u>407656033</u>
●	1.75 gpm max.	<u>407661000</u>	<u>407661023</u>	<u>407661033</u>
●	7.0 l/min	<u>407655000</u>	<u>407655023</u>	<u>407655033</u>