



















PERLATOR® HC AERATORS

STD size, aerated stream

Models with restrictor

Color code	Flow rate	STD insert	Female M22×1	Male M24×1	Regular male 15/16"-27	Regular female 55/64"-27
	Z 7.5 - 9.0 l/min at 3 bar	402002000	402002023	402002033	402002613	402002623
	A 13.5 - 15.0 l/min at 3 bar	402003000	402003023	402003033	402003613	402003623
	S 18.0 - 19.8 l/min at 3 bar	402004000	402004023	402004033	402004613	402004623
	B 22.8 - 25.2 l/min at 3 bar	402005000	402005023	402005033	402005613	402005623
	C 27.0 - 30.0 l/min at 3 bar	402006000	402006023	402006033	402006613	402006623
	D 34.8 - 37.8 l/min at 3 bar	402007000	402007023	402007033	402007613	402007623
	1.0 gpm max. at 60 psi	403031000	403031023	403031033	403031613	403031623
	T 1.5 gpm max at 60 psi	402010000	402010023	402010033	402010613	402010623
	1.75 gpm max. at 60 psi	403039000	403039023	403039033	403039613	403039623
	2.0 gpm max. at 60 psi	403033000	403033023	403033033	403033613	403033623
	X 2.2 gpm max at 60 psi	402001000	402001023	402001033	402001613	402001623
	3.0 gpm max. at 60 psi	403035000	403035023	403035033	403035613	403035623
	3.5 gpm max. at 60 psi	403036000	403036023	403036033	403036613	403036623
	W 4.0 gpm max. at 60 psi // 7.3 l/min at 1 bar	403037000	403037023	403037033	403037613	403037623
	Y 4.5 gpm max. at 60 psi // 8.0 l/min at 1 bar	403038000	403038023	403038033	403038613	403038623
	V optimal performance and aeration from 0.2 to 1 bar	403030000	403030023	403030033	403030613	403030623













flow, stop and go®



PERLATOR® HC AERATORS

STD size, aerated stream

PCA® models

Color code	Flow rate	STD insert	Female M22×1	Male M24×1	Regular male 15/16"-27	Regular female 55/64"-27
	1.0 gpm max.	402058000	402058023	402058033	402058613	402058623
	1.2 gpm max.	402060000	402060023	402060033	402060613	402060623
	5.0 l/min	402051000	402051023	402051033	402051613	402051623
	1.5 gpm max.	402056000	402056023	402056033	402056613	402056623
	6.0 l/min	402052000	402052023	402052033	402052613	402052623
	1.75 gpm max.	402061000	402061023	402061033	402061613	402061623
	7.0 l/min	402055000	402055023	402055033	402055613	402055623
	2.0 gpm max.	402057000	402057023	402057033	402057613	402057623
	2.2 gpm max.	402053000	402053023	402053033	402053613	402053623
	8.0 l/min	402054000	402054023	402054033	402054613	402054623








flow, stop and go®



PERLATOR® HC AERATORS

STD size, aerated stream

PCA® Dual-Core (DC) models








Color code	Flow rate	STD insert	Female M22×1	Male M24×1
	1.0 gpm max.	402013000	402013023	402013033
	1.2 gpm max.	402014000	402014023	402014033
	1.5 gpm max.	402015000	402015023	402015033
	1.75 gpm max.	402017000	402017023	402017033
	2.1 gpm max.	402016000	402016023	402016033













PERLATOR® HC SSR AERATORS

STD size, aerated stream

Models with restrictor

Color code	Flow rate	STD insert	Female M22×1	Male M24×1
	Z 7.5 - 9.0 l/min at 3 bar	406002000	406002023	406002033
	A 13.5 - 15.0 l/min at 3 bar	406003000	406003023	406003033
	S 18.0 - 19.8 l/min at 3 bar	406004000	406004023	406004033
	B 22.8 - 25.2 l/min at 3 bar	406005000	406005023	406005033
	C 27.0 - 30.0 l/min at 3 bar	406006000	406006023	406006033
	D 34.8 - 37.8 l/min at 3 bar	406007000	406007023	406007033
	X 2.2 gpm max. at 60 psi	406001000	406001023	406001033

PCA® models

Color code	Flow rate	STD insert	Female M22×1	Male M24×1
	1.0 gpm max.	406058000	406058023	406058033
	1.2 gpm max.	406060000	406060023	406060033
	5.0 l/min	406051000	406051023	406051033
	1.5 gpm max.	406056000	406056023	406056033
	6.0 l/min	406052000	406052023	406052033
	1.75 gpm max.	406061000	406061023	406061033
	7.0 l/min	406055000	406055023	406055033
	2.0 gpm max.	406057000	406057023	406057033
	2.2 gpm max.	406053000	406053023	406053033
	8.0 l/min	406054000	406054023	406054033








flow, stop and go®



PERLATOR® HC SSR AERATORS

STD size, aerated stream

PCA® Dual-Core (DC) models

Color code	Flow rate	STD insert	Male M24×1
	1.0 gpm max.	<u>406013000</u>	<u>406013033</u>
	1.2 gpm max.	<u>406014000</u>	<u>406014033</u>
	1.5 gpm max.	<u>406015000</u>	<u>406015033</u>
	1.75 gpm max.	<u>406017000</u>	<u>406017033</u>
	2.1 gpm max.	<u>406016000</u>	<u>406016033</u>












flow, stop and go®



PERLATOR® HC AERATORS

STD size, laminar stream

Models with restrictor

Color code	Flow rate	STD insert	Female M22x1	Male M24x1	Regular male 15/16"-27	Regular female 55/64"-27
	Z 7.5 -9.0 l/min at 3 bar	402102000	402102023	402102033	402102613	402102623
	A 13.5 - 15.0 l/min at 3 bar	402103000	402103023	402103033	402103613	402103623
	S 18.0 - 19.8 l/min at 3 bar	402104000	402104023	402104033	402104613	402104623
	B 22.8 - 25.2 l/min at 3 bar	402105000	402105023	402105033	402105613	402105623
	C 27.0 - 30.0 l/min at 3 bar	402106000	402106023	402106033	402106613	402106623
	D 34.8 - 37.8 l/min at 3 bar	402107000	402107023	402107033	402107613	402107623
	T 1.5 gpm max at 60 psi	402110000	402110023	402110033	402110613	402110623
	X 2.2 gpm max at 60 psi	402101000	402101023	402101033	402101613	402101623
	max. flow with minimum restriction 20 l/min at 0.3 bar	402100000	402100023	402100033	402100613	402100623














flow, stop and go®



PERLATOR® HC AERATORS

STD size, laminar stream

PCA® models





Color code	Flow rate	STD insert	Female M22×1	Male M24×1	Regular male 15/16"-27	Regular female 55/64"-27
	0.5 gpm max.	402159000	402159023	402159023	402159613	402159623
	1.0 gpm max.	402158000	402158023	402158033	402158613	402158623
	1.2 gpm max.	402160000	402160023	402160033	402160613	402160623
	5.0 l/min	402151000	402151023	402151033	402151613	402151623
	1.5 gpm max.	402156000	402156023	402156033	402156613	402156623
	6.0 l/min	402152000	402152023	402152033	402152613	402152623
	1.75 gpm max.	402161000	402161023	402161033	402161613	402161623
	7.0 l/min	402155000	402155023	402155033	402155613	402155623
	2.0 gpm max.	402157000	402157023	402157033	402157613	402157623
	2.2 gpm max.	402153000	402153023	402153033	402153613	402153623
	8.0 l/min	402154000	402154023	402154033	402154613	402154623












PERLATOR® HC AERATORS

TT size, aerated stream

Models with restrictor

Color code	Flow rate	TT insert	Female M16×1	Male M18×1	Female 3/8"
	1.0 gpm max at 60 psi	443031000	443031023	443031033	443031043
	1.5 gpm max at 60 psi	443032000	443032023	443032033	443032043
	X 2.2 gpm max at 60 psi	443034000	443034023	443034033	443034043
	V optimal performance and aeration from 0.2 to 1 bar	443030000	443030023	443030033	443030043

PCA® models

Color code	Flow rate	TT insert	Female M16×1	Male M18×1	Female 3/8"
	1.0 gpm max.	443058000	443058023	443058033	443058043
	1.2 gpm max.	443060000	443060023	443060033	443060043
	5.0 l/min	443051000	443051023	443051033	443051043
	1.5 gpm max.	443056000	443056023	443056033	443056043
	1.75 gpm max.	443061000	443061023	443061033	443061043
	7.0 l/min	443055000	443055023	443055033	443055043
	2.0 gpm max.	443057000	443057023	443057033	443057043
	2.2 gpm max.	443053000	443053023	443053033	443053043
	8.0 l/min	443054000	443054023	443054033	443054043



flow, stop and go®



PERLATOR® HC AERATORS

TT size, laminar stream

Models with restrictor


Color code	Flow rate	TT insert	Female M16×1	Male M18×1	Female 3/8"
	1.5 gpm max at 60 psi	443132000	443132023	443132033	443132043
	2.2 gpm max at 60 psi	443134000	443134023	443134033	443134043
	v optimal performance from 0.2 to 1 bar	443130000	443130023	443130033	443130043
	max. flow with minimal restriction	442100000	442100023	442100033	442100043

PCA® models

Color code	Flow rate	TT insert	Female M16×1	Male M18×1	Female 3/8"
	1.0 gpm max.	443158000	443158023	443158033	443158043
	1.2 gpm max.	443160000	443160023	443160033	443160043
	5.0 l/min	443151000	443151023	443151033	443151043
	1.5 gpm max.	443156000	443156023	443156033	443156043
	1.75 gpm max.	443161000	443161023	443161033	443161043
	7.0 l/min	443155000	443155023	443155033	443155043
	2.0 gpm max.	443157000	443157023	443157033	443157043
	2.2 gpm max.	443153000	443153023	443153033	443153043
	8.0 l/min	443154000	443154023	443154033	443154043



flow, stop and go®



PERLATOR® HC AERATORS

TJ size, aerated stream

Models with restrictor


Color code	Flow rate	TJ insert	Female M19×1	Male M20×1
	Z 7.5 - 9.0 l/min at 3 bar	432002000	432002023	432002033
	A 13.5 - 15.0 l/min at 3 bar	432003000	432003023	432003033
	B 22.8 - 25.2 l/min at 3 bar	432005000	432005023	432005033
	X 2.2 gpm max at 60 psi	432001000	432001023	432001033
	V optimal performance and aeration from 0.2 to 1 bar	433030000	433030023	433030033

PCA® models

Color code	Flow rate	TJ insert	Female M19×1	Male M20×1
	0.5 gpm max.	432059000	432059023	432059033
	1.0 gpm max.	432058000	432058023	432058033
	1.2 gpm max.	432060000	432060023	432060033
	5.0 l/min	432051000	432051023	432051033
	1.5 gpm max.	432056000	432056023	432056033
	1.75 gpm max.	432061000	432061023	432061033
	7.0 l/min	432055000	432055023	432055033
	2.0 gpm max.	432057000	432057023	432057033
	2.2 gpm max.	432053000	432053023	432053033
	8.0 l/min	432054000	432054023	432054033








flow, stop and go®



PERLATOR® HC AERATORS

TJ size, aerated stream

PCA® Dual-Core (DC) models





Color code	Flow rate	STD insert	Female M19×1	Male M20×1
	1.0 gpm max.	<u>433013000</u>	<u>403013023</u>	<u>433013033</u>
	1.2 gpm max.	<u>433014000</u>	<u>403014023</u>	<u>433014033</u>
	1.5 gpm max.	<u>433015000</u>	<u>403015023</u>	<u>433015033</u>
	1.75 gpm max.	<u>433017000</u>	<u>403017023</u>	<u>433017033</u>
	2.1 gpm max.	<u>433016000</u>	<u>403016023</u>	<u>433016033</u>



PERLATOR® HC SSR AERATORS

TJ size, aerated stream

Models with restrictor

Color code	Flow rate	TJ insert	Female M19×1	Male M20×1
	Z 7.5 - 9.0 l/min at 3 bar	436002000	436002023	436002033
	A 13.5 - 15.0 l/min at 3 bar	436003000	436003023	436003033
	B 22.8 - 25.2 l/min at 3 bar	436005000	436005023	436005033
	X 2.2 gpm max at 60 psi	436001000	436001023	436001033

PCA® models

Color code	Flow rate	TJ insert	Female M19×1	Male M20×1
	5.0 l/min	436051000	436051023	436051033
	1.5 gpm max.	436056000	436056023	436056033
	1.75 gpm max.	436061000	436061023	436061033
	7.0 l/min	436055000	436055023	436055033
	2.0 gpm max.	436057000	436057023	436057033
	2.2 gpm max.	436053000	436053023	436053033
	8.0 l/min	436054000	436054023	436054033



flow, stop and go®



PERLATOR® HC SSR AERATORS

TJ size, aerated stream

PCA® Dual-Core (DC) models









Color code	Flow rate	TJ insert	Male M20×1
	1.0 gpm max.	<u>436013000</u>	<u>436013033</u>
	1.2 gpm max.	<u>436014000</u>	<u>436014033</u>
	1.5 gpm max.	<u>436015000</u>	<u>436015033</u>
	1.75 gpm max.	<u>436017000</u>	<u>436017033</u>
	2.1 gpm max.	<u>436016000</u>	<u>436016033</u>










PERLATOR® HC AERATORS

JR size, aerated stream

Models with restrictor

Color code	Flow rate	JR insert	Fem. 3/4"-27 UNS-2B	Male 13/16"- 27 UNS-2A
	1.0 gpm max. at 60 psi	423031000	423031033	423031023
	1.5 gpm max at 60 psi	423032000	423032033	423032023
	1.75 gpm max. at 60 psi	423039000	423039033	423039023
	2.0 gpm max. at 60 psi	423033000	423033033	423033023
	2.2 gpm max at 60 psi	423034000	423034033	423034023
	W 4.0 gpm max. at 60 psi // 7.3 l/min at 1 bar	423037000	423037033	423037023
	Y 4.5 gpm max. at 60 psi // 8.0 l/min at 1 bar	423038000	423038033	423038023
	V optimal performance and aeration from 0.2 to 1 bar	423030000	423030033	423030023

PCA® models









Color code	Flow rate	JR insert	Fem. 3/4"-27 UNS-2B	Male 13/16"- 27 UNS-2A
	0.5 gpm max.	422059000	422059033	422059023
	1.0 gpm max.	423058000	423058033	423058023
	1.2 gpm max.	423060000	423060033	423060023
	1.5 gpm max.	423056000	423056033	423056023
	1.75 gpm max.	423061000	423061033	423061023
	2.0 gpm max.	423057000	423057033	423057023
	2.2 gpm max.	423053000	423053033	423053023










PERLATOR® HC AERATORS

JR size, laminar stream

Models with restrictor

Color code	Flow rate	JR insert	Fem. 3/4"-27 UNS-2B	Male 13/16"- 27 UNS-2A
	1.0 gpm max. at 60 psi	423131000	423131033	423131023
	1.5 gpm max at 60 psi	423132000	423132033	423132023
	1.75 gpm max. at 60 psi	423139000	423139033	423139023
	2.0 gpm max. at 60 psi	423133000	423133033	423133023
	2.2 gpm max at 60 psi	423134000	423134033	423134023
	W 4.0 gpm max. at 60 psi // 7.3 l/min at 1 bar	423137000	423137033	423137023
	Y 4.5 gpm max. at 60 psi // 8.0 l/min at 1 bar	423138000	423138033	423138023
	V optimal performance from 0.2 to 1 bar	423130000	423130033	423130023

PCA® models

Color code	Flow rate	JR insert	Fem. 3/4"-27 UNS-2B	Male 13/16"- 27 UNS-2A
	0.5 gpm max.	423159000	423159033	423159023
	1.0 gpm max.	423158000	423158033	423158023
	1.2 gpm max.	423160000	423160033	423160023
	1.5 gpm max.	423156000	423156033	423156023
	1.75 gpm max.	423161000	423161033	423161023
	2.0 gpm max.	423157000	423157033	423157023
	2.2 gpm max.	423153000	423153033	423153023




flow, stop and go®



PERLATOR® HC AERATORS

TF size, aerated stream

Models with restrictor




Color code	Flow rate	TF insert	Male M28×1
	B 22.8 - 25.2 l/min at 3 bar	412005000	412005093
	C 27.0 - 30.0 l/min at 3 bar	412006000	412006093
	D 34.8 - 37.8 l/min at 3 bar	412007000	412007093
	G 60.0 - 70.0 l/min at 1 bar	412008000	412008093
	M 60.0 - 70.0 l/min at 3 bar	412009000	412009093
	V optimal performance and aeration from 0.2 to 1 bar	413030000	413030093









PERLATOR® HC AC AERATORS

STD size, aerated stream

Models with restrictor

Color code	Flow rate	STD insert	Female M22×1	Male M24×1
	Z 7.5 - 9.0 l/min at 3 bar	402402000	402402023	402402033
	A 13.5 - 15.0 l/min at 3 bar	402403000	402403023	402403033
	V optimal performance and aeration from 0.2 to 1.0 bar	403430000	403430023	403430033

PCA® models

Color code	Flow rate	STD insert	Female M22×1	Male M24×1
	5.0 l/min	402451000	402451023	402451033
	1.5 gpm max.	402456000	402456023	402456033
	1.75 gpm max.	402461000	402461023	402461033
	7.0 l/min	402455000	402455023	402455033
	2.0 gpm max.	402457000	402457023	402457033
	2.2 gpm max.	402453000	402453023	402453033