







flow, stop and go®



NEOPERL® PCA® SPRAY SLC AERATORS




STD size, spray stream

PCA® models

Color code	Flow rate	STD insert	Female M22×1	Male M24×1
	0.35 gpm max.	407268000	407268023	407268033
	0.5 gpm max.	407259000	407259023	407259033
	1.0 gpm max.	407258000	407258023	407258033
	5.0 l/min	407251000	407251023	407251033




JR size, spray stream

PCA® models

Color code	Flow rate	JR insert	Reg. male 13/16"-27 UNS- 2A	Reg. female 3/4"-27 UNS- 2B
	0.35 gpm max.	427268000	427268023	427268033
	0.5 gpm max.	427259000	427259023	427259033
	1.0 gpm max.	427258000	427258023	427258033

TJ size, spray stream

PCA® models

Color code	Flow rate	TJ insert	Female M19×1	Male M20×1
	0.35 gpm max.	437268000	437268023	437268033
	0.5 gpm max.	437259000	437259023	437259033
	1.0 gpm max.	437258000	437258023	437258033











flow, stop and go®



NEOPERL® PCA® SPRAY AERATORS

STD size, spray stream

PCA® models

Color code	Flow rate	STD insert	Female M22×1	Male M24×1
	0.35 gpm max.	A59041100	A59141000	A59241000
	0.5 gpm max.	A59042100	A59142000	A59242000
	2.0 l/min	A59043100	A59143000	A59243000
	2.5 l/min	A59044100	A59144000	A59244000
	3.0 l/min	A59045100	A59145000	A59245000
	1.0 gpm max.	A59046100	A59146000	A59246000
	4.0 l/min	A59047100	A59147000	A59247000
	5.0 l/min	A59049100	A59149000	A59249000






flow, stop and go®



NEOPERL® PCA® SPRAY AERATORS




JR size, spray stream

PCA® models

Color code	Flow rate	JR insert	Reg. male 13/16"-27 UNS 2A	Reg. female 3/4"-27 UNS- 2B
	0.35 gpm max.	<u>A59037100</u>	<u>427068023</u>	<u>427068033</u>
	0.5 gpm max.	<u>A59035100</u>	<u>427059023</u>	<u>427059033</u>
	1.0 gpm max.	<u>A59036100</u>	<u>427058023</u>	<u>427058033</u>

TT size, spray stream

PCA® models

Color code	Flow rate	TT insert	Female M16×1	Male M18×1
	0.35 gpm max.	<u>447168000</u>	<u>447168023</u>	<u>447168033</u>
	0.5 gpm max.	<u>447159000</u>	<u>447159023</u>	<u>447159033</u>
	1.0 gpm max.	<u>447158000</u>	<u>447158023</u>	<u>447158033</u>