













# NEOPERL® SHORTY CASCADE® SLC AERATORS

## STD size, aerated stream

### Models with restrictor

Color code	Flow rate	STD insert short	Female M22×1 short	Male M24×1 short	Crown housing M24×1
	v optimal performance and aeration from 0.2 to 1.0 bar	<u>400A30000</u>	<u>400A30243</u>	<u>400A30233</u>	<u>400A30M33</u>

### PCA® models

Color code	Flow rate	STD insert short	Female M22×1 shorty	Male M24×1 short	Crown housing M24×1
	1.0 gpm max.	<u>400A58000</u>	<u>400A58243</u>	<u>400A58233</u>	<u>400A58M33</u>
	1.2 gpm max.	<u>400A60000</u>	<u>400A60243</u>	<u>400A60233</u>	<u>400A60M33</u>
	5.0 l/min	<u>400A51000</u>	<u>400A51243</u>	<u>400A51233</u>	<u>400A51M33</u>
	1.5 gpm max.	<u>400A56000</u>	<u>400A56243</u>	<u>400A56233</u>	<u>400A56M33</u>
	1.75 gpm max.	<u>400A61000</u>	<u>400A61243</u>	<u>400A61233</u>	<u>400A61M33</u>
	7.0 l/min	<u>400A55000</u>	<u>400A55243</u>	<u>400A55233</u>	<u>400A55M33</u>
	2.0 gpm max.	<u>400A57000</u>	<u>400A57243</u>	<u>400A57233</u>	<u>400A57M33</u>
	2.2 gpm max.	<u>400A53000</u>	<u>400A53243</u>	<u>400A53233</u>	<u>400A53M33</u>
	8.0 l/min	<u>400A54000</u>	<u>400A54243</u>	<u>400A54233</u>	<u>400A54M33</u>