



flow, stop and go®



NEOPERL® SLIM AIR HONEYCOMB® AERATORS

All sizes, aerated stream

Models with restrictor

Color code	Flow rate	Male 15/16"-27 UNS-2A (STD)	M24x1 (STD)
	√ optimal performance and aeration from 0.2 to 1 bar	<u>408330150</u>	<u>408330010</u>

PCA® models

Color code	Flow rate	Male 15/16"-27 UNS-2A (STD)	M24x1 (STD)
	1.0 gpm max.	<u>408358150</u>	<u>408358010</u>
	1.2 gpm max.	<u>408360150</u>	<u>408360010</u>
	5.0 l/min	<u>408351150</u>	<u>408351010</u>
	1.5 gpm max.	<u>408356150</u>	<u>408356010</u>
	7.0 l/min	<u>408355150</u>	<u>408355010</u>
	2.2 gpm max.	<u>408353150</u>	<u>408353010</u>
	8.0 l/min	<u>408354150</u>	<u>408354010</u>



flow, stop and go®



NEOPERL® SLIM AIR HONEYCOMB® SSR AERATORS

All sizes, aerated stream

Models with restrictor

Color code	Flow rate	Male 15/16"-27 UNS-2A (STD)	M24x1 (STD)
	√ optimal performance and aeration from 0.2 to 1 bar	<u>408030150</u>	<u>408030010</u>

PCA® models

Color code	Flow rate	Male 15/16"-27 UNS-2A (STD)	M24x1 (STD)
	1.2 gpm max.	<u>408060150</u>	<u>408060010</u>
	5.0 l/min	<u>408051150</u>	<u>408051010</u>
	1.5 gpm max.	<u>408056150</u>	<u>408056010</u>
	7.0 l/min	<u>408055150</u>	<u>408055010</u>
	2.0 gpm max.	<u>408057150</u>	<u>408057010</u>
	2.2 gpm max.	<u>408053150</u>	<u>408053010</u>
	8.0 l/min	<u>408054150</u>	<u>408054010</u>



flow, stop and go®



NEOPERL® SLIM AIR CASCADE® SLC AERATORS

All sizes, aerated stream

Models with restrictor

Color code	Flow rate	Male 15/16"-27 UNS-2A (STD)	M24x1 (STD)
	√ optimal performance and aeration from 0.2 to 1 bar	<u>408430150</u>	<u>408430010</u>

PCA® models

Color code	Flow rate	Male 15/16"-27 UNS-2A (STD)	M24x1 (STD)
	1.2 gpm max.	<u>408460150</u>	<u>408460010</u>
	5.0 l/min	<u>408451150</u>	<u>408451010</u>
	1.5 gpm max.	<u>408456150</u>	<u>408456010</u>
	7.0 l/min	<u>408455150</u>	<u>408455010</u>
	2.2 gpm max.	<u>408453150</u>	<u>408453010</u>
	8.0 l/min	<u>408454150</u>	<u>408454010</u>




flow, stop and go®










NEOPERL® SLIM AIR CASCADE® SLC SSR AERATORS

All sizes, aerated stream

Models with restrictor

Color code	Flow rate	Male 15/16"-27 UNS-2A (STD)	M24x1 (STD)
	√ optimal performance and aeration from 0.2 to 1 bar	<u>408130150</u>	<u>408130010</u>

PCA® models

Color code	Flow rate	Male 15/16"-27 UNS-2A (STD)	M24x1 (STD)
	1.2 gpm max.	<u>408160150</u>	<u>408160010</u>
	5.0 l/min	<u>408151150</u>	<u>408151010</u>
	1.5 gpm max.	<u>408156150</u>	<u>408156010</u>
	7.0 l/min	<u>408155150</u>	<u>408155010</u>
	2.0 gpm max.	<u>408157150</u>	<u>408157010</u>
	2.2 gpm max.	<u>408153150</u>	<u>408153010</u>
	8.0 l/min	<u>408154150</u>	<u>408154010</u>