













NEOPERL® SHORTY HC AERATORS

STD size, aerated stream

Models with restrictor

Color code	Flow rate	STD insert short	Female M22×1 short	Male M24×1 short	Crown housing M24×1
	√ optimal performance and aeration from 0.2 to 1.0 bar	403930000	403930233	403930243	403930M33

PCA® models

Color code	Flow rate	STD insert short	Female M22×1 shorty	Male M24×1 short	Crown housing M24×1
	1.0 gpm max.	402958000	402958233	402958243	402958M33
	1.2 gpm max.	402960000	402960233	402960243	402960M33
	5.0 l/min	402951000	402951233	402951243	402951M33
	1.5 gpm max.	402956000	402956233	402956243	402956M33
	1.75 gpm max.	402961000	402961233	402961243	402961M33
	7.0 l/min	402955000	402955233	402955243	402955M33
	2.0 gpm max.	402957000	402957233	402957243	402957M33
	2.2 gpm max.	402953000	402953233	402953243	402953M33
	8.0 l/min	402954000	402954233	402954243	402954M33



flow, stop and go®



NEOPERL® SHORTY HC AERATORS

TT size, aerated stream

Models with restrictor

Color code	Flow rate	TT insert short	Male M18×1 short	Crown housing M18×1
●	v optimal performance and aeration from 0.2 to 1.0 bar	<u>443930000</u>	<u>443930243</u>	<u>443930M33</u>

PCA® models

Color code	Flow rate	TT insert short	Male M18×1 short	Crown housing M18×1
●	1.0 gpm max.	<u>443958000</u>	<u>443958243</u>	<u>443958M33</u>
●	1.2 gpm max.	<u>443960000</u>	<u>443960243</u>	<u>443960M33</u>
●	1.5 gpm max.	<u>443956000</u>	<u>443956243</u>	<u>443956M33</u>
●	1.75 gpm max.	<u>443961000</u>	<u>443961243</u>	<u>443961M33</u>
●	2.2 gpm max.	<u>443953000</u>	<u>443953243</u>	<u>443953M33</u>