




flow, stop and go®







SLIM SPRAY ITR AERATORS

STD size, rain stream

Models with restrictor

| Color code | Flow rate | M24×1 (STD) |
|--|---|---------------------------|
|  | √ optimal performance from 0.2 to 1 bar | 408A30010 |

PCA® Dual-Core (DC) models

| Color code | Flow rate | M24×1 (STD) |
|--|---------------|---------------------------|
|  | 1.2 gpm max. | 408A60010 |
|  | 1.5 gpm max. | 408A56010 |
|  | 1.75 gpm max. | 408A61010 |
|  | 2.1 gpm max. | 408A16010 |




flow, stop and go®







SLIM SPRAY ITR SSR AERATORS

STD size, rain stream

Models with restrictor

| Color code | Flow rate | M24×1 (STD) |
|--|---|------------------|
|  | √ optimal performance from 0.2 to 1 bar | <u>408730010</u> |

PCA® Dual-Core (DC) models

| Color code | Flow rate | M24×1 (STD) |
|--|---------------|------------------|
|  | 1.2 gpm max. | <u>408760010</u> |
|  | 1.5 gpm max. | <u>408756010</u> |
|  | 1.75 gpm max. | <u>408761010</u> |
|  | 2.1 gpm max. | <u>408716010</u> |