
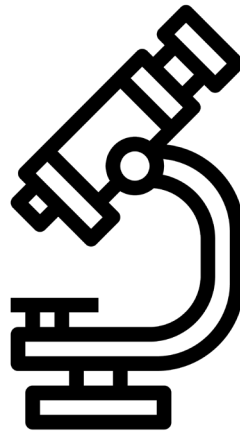



# Tech Tools of Outcomes-Driven WBL



WBL Participation Tracker



WBL Reflection Form



Skills Feedback Survey  
Future Ready Skills Assessment



# WBL PARTICIPATION TRACKER



## WHAT it Is

This tool is to track all the WBL activities happening during the school year giving educators the ability to log all activities in one place, connect students to each activity, and document which organizations and persons involved volunteered their time. There is even the opportunity to capture activities outside of WBL such as college fairs, college visits, and other college and career ready activities.



## WHEN to Use It

Ideally, an activity should be added prior to the activity taking place, then post activity students are added or amended.



## WHERE to Find It

Academy Support Hub (ASH) through the Quality Center or by navigating to the Work-Based Learning page.



## WHO Completes It

Educators



## ACCESS Data

Data generated from the WBL Participation Tracker can be found in ASH, accessed by clicking the RESULTS button on the homepage of the Participation Tracker.

In addition to the main data dashboard, there are three additional dashboards, one for activities data, one for aggregated student data, and one for individualized student data.

To view data, the user must be logged into ASH and have permissions to view the data.



# WBL REFLECTION FORM



## WHAT it Is

This tool asks students to reflect on every WBL activity they experience, helping them see their own growth over time and share feedback with educators to inform future planning. The WBL Reflection Form is linked directly to an individual activity and the questions vary depending on which WBL activity is selected for a total of **three different reflections**, one for each part of the WBL continuum (Career Awareness, Career Exploration, and Career Preparation).



## WHEN to Use It

After the following WBL activities:

Career Awareness: Guest Speaker, Career Fair, Worksite Tour

Career Exploration: Job Shadow, Informational Interview, Resume Coaching, Mock Interview, Mentorship, Skills Workshop, Partner Engagement Project

Career Preparation: Internship, Clinical Experience, Mentored Industry Project, Apprenticeship/Youth Apprenticeship



## WHERE to Find It

NAFTrack Students



## WHO Completes It

Students



## ACCESS Data

Data generated from the WBL Reflection Form can be found in two places depending on the user.

Educators can access the data via the WBL Participation Tracker by opening the View Activity Page and selecting the Excel icon under Reflection & Skills Feedback Results. This will provide a look at individual student responses for that activity. For aggregated results, teachers can access the Reflection Form dashboard by clicking on the RESULTS button on the Participation Tracker homepage and then selecting the Reflection Form dashboard at the bottom of the page.

Students can view their responses by logging into NAFTrack Students, selecting the Activities tab, finding the correct activity, and selecting View My Reflection.



# WBL SKILLS FEEDBACK SURVEY



## WHAT it Is

This tool is to capture a student's skill level after certain WBL activities with feedback coming from a professional who interacted with the student during the activity.



## WHEN to Use It

After the following Career Exploration activities:

Job Shadow, Informational Interview, Resume Coaching, Mock Interview, Mentorship, Partner Engagement Project



## WHERE to Find It

To generate the QR Code/Link, access the WBL Participation Tracker in ASH, select the activity from the table, and then choose the QR code or survey link under Employer Skills Feedback.



## WHO Completes It

Industry Partner, Advisory Board member, Community Professional



## ACCESS Data

Data generated from the Skills Feedback survey can be seen by students when they log into their NAFTrack Student account, select the Activities tab, find the correct activity, and select Review Feedback.

Educators can access the data via the WBL Participation Tracker by opening the View Activity Page and selecting the Excel icon under Reflection & Skills Feedback Results. This will provide a look feedback provided to individual students for that activity. For aggregated results, educators can access the Skills Feedback dashboard by clicking on the RESULTS button on the Participation Tracker homepage and then selecting the Skills Feedback dashboard at the bottom of the page.



# FUTURE READY SKILLS ASSESSMENT



## WHAT it Is

This tool is to capture an in-depth look at a student's skill level after completing a WBL activity from the career preparation phase of the WBL continuum. This tool is formerly known as NAF's Internship Assessment.



## WHEN to Use It

After Career Preparation activities:

Internships, Clinical Experience, Mentored Industry Projects, Apprenticeship/Youth Apprenticeship



## WHERE to Find It

NAFTrack (no login required); Email/link automatically generated



## WHO Completes It

Supervisor



## ACCESS Data

Future Ready Skills Assessment scores can be viewed by educators when they log into NAFTrack Educator, select an individual student under Student Management, select View Student Progress Toward Certification, and finally select the Employer. At this time, a full report for all student's is not available; scores can only be viewed at the individual student level.

Students can view supervisor feedback when they log into their NAFTrack Student account, select Activities tab, find the experience, and select Review Feedback.