

# 2025-2026 Data



## Progress

## Who We Support

### ● Work-Based Learning

# 70%

Students indicated WBL connected classroom material with what goes on in the workplace.

# 74%

Students indicated WBL activities gave them a glimpse into one or more careers.

# 77%

Students indicated they built career skills through WBL.

# 77%

Students indicated they gained confidence in their career skills as a result of WBL.

# 77%

Students indicated WBL provided them with useful information about pursuing their educational or career goals.

### ● Our Network



# 152,230

## High school students supported by NAF programming and products



# 110,188

Students enrolled in NAF academies

# 28,868

Non-NAF students engaged with KnoPro

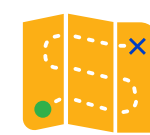
# 13,174

Non-NAF students engaged in WBL Tracker



## Gender

- 50% Male
- 46% Female
- 3% Other



# 700,000+

Students and Alumni supported in NAF academies in 46 years



# 87,800

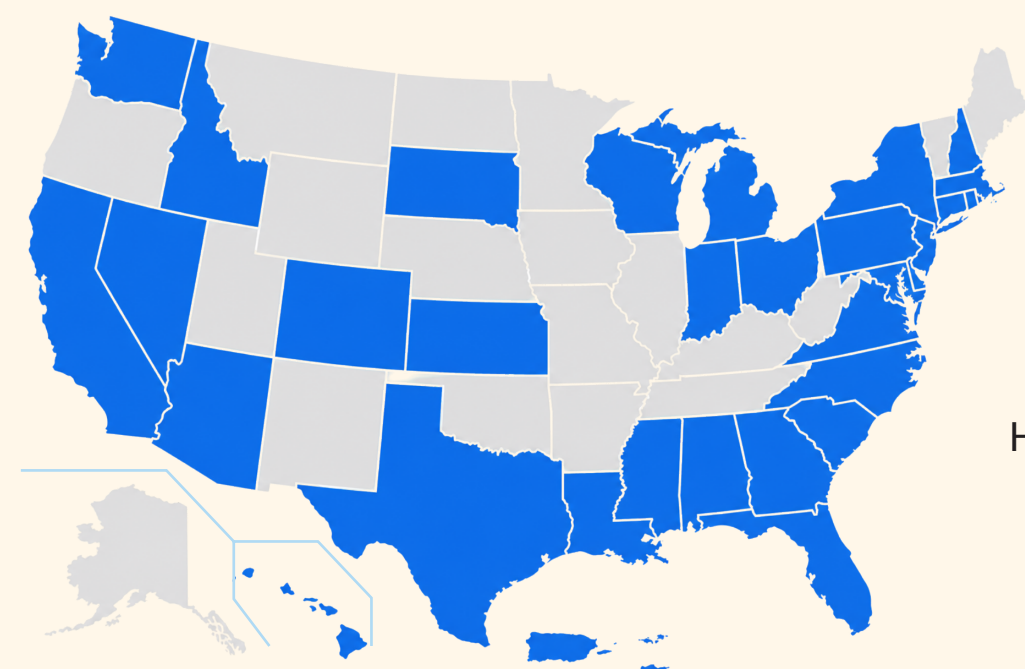
Alumni connected with NAF Alumni Network



# 3,553

Local Advisory Board Members

### ● Our Locations



# 380,589

High School Students impacted by NAF career academy access in partner districts

# 624

academies

# 357

high schools

# 142

school districts

# 34

states and territories

# 2025-2026 Data

## Outcomes




### ● Graduation




### Graduation Rate

\*Self-Reported

### Student confidence in readiness



77% of students (nearly 8 in 10) who completed a work-based learning experience said it helped them understand what skills they need for a future career.




68% of students (7 in 10 indicated they feel ready for the workforce).


### ● Post-Graduation



89%  
College-Bound Rate




2,285  
Institutions of higher education attended by NAF alumni



11%  
Straight to workforce or military

### ● KnoPro



### Top Participant Location

- 22% Florida
- 10% Texas
- 10% New York
- 10% California
- 6% North Carolina

52,000+  
Users

\$330K  
In prizes awarded