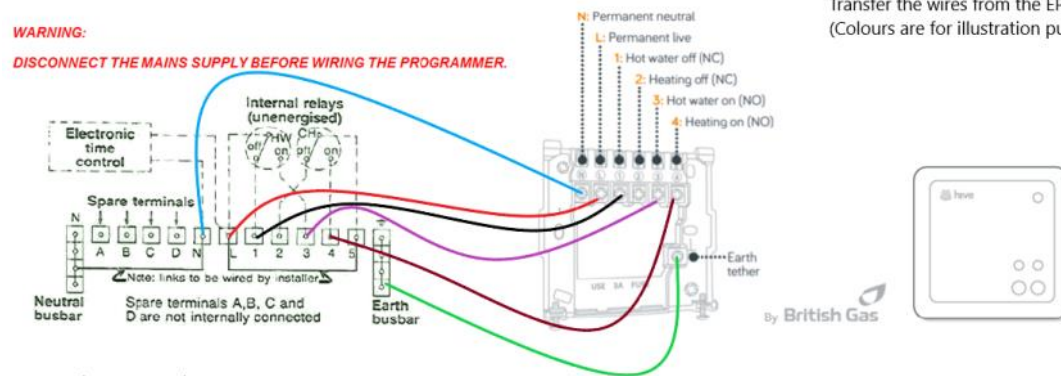


EP2000 Y plan Hive Conversion

WARNING:

DISCONNECT THE MAINS SUPPLY BEFORE WIRING THE PROGRAMMER.

Transfer the wires from the EP2000 to the Hive Backplate as shown (Colours are for illustration purposes only and may differ)



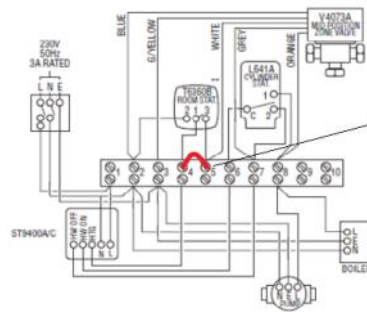
Note: Terminals A, B, C, D are used as a wiring centre to connect system wiring.

Any wires in these terminals will need to be transferred to a separate connector

See Below



EG:



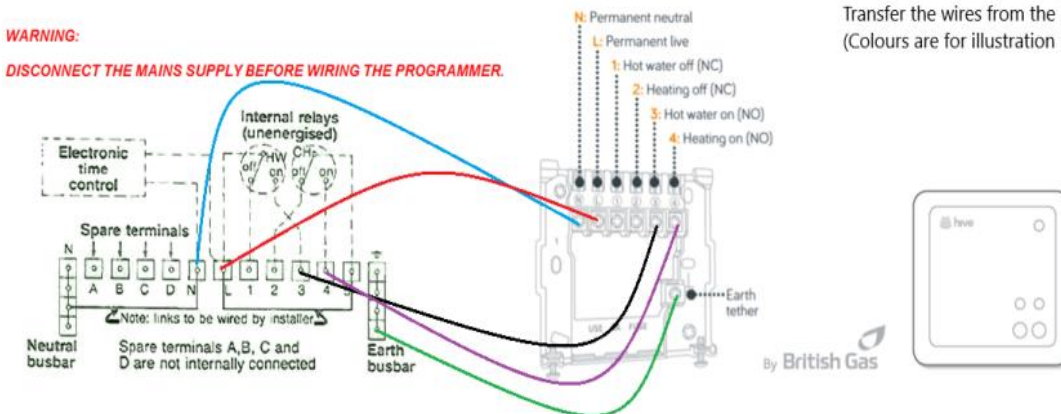
Remove all room thermostat wires and insert link here

EP2000 S plan Hive Conversion

WARNING:

DISCONNECT THE MAINS SUPPLY BEFORE WIRING THE PROGRAMMER.

Transfer the wires from the EP2000 to the Hive Backplate as shown (Colours are for illustration purposes only and may differ)



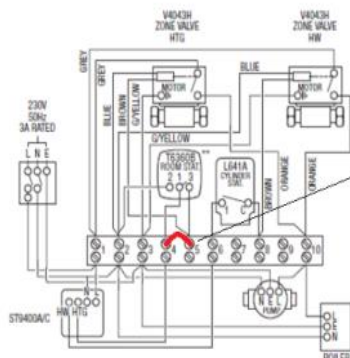
Note: Terminals A, B, C, D are used as a wiring centre to connect system wiring.

Any wires in these terminals will need to be transferred to a separate connector.

See Below



EG:



Remove all the existing room thermostat wires and insert a link here.