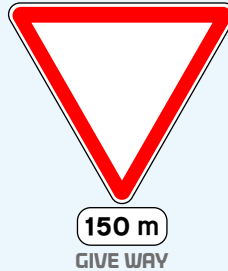


A QUICK GUIDE TO ROAD SIGNS IN GERMANY



START OF URBAN AREA
50km/hr speed limit unless otherwise stated



150 m
GIVE WAY



MINIMUM SPEED LIMIT




NO ACCESS TO VEHICLES



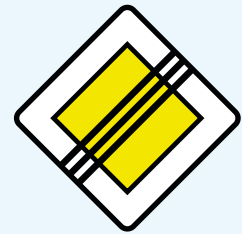
NO ENTRY



JUNCTION AHEAD
You have priority



PRIORITY ROAD



END OF PRIORITY ROAD



NO WAITING/PARKING




NO STOPPING



ONE WAY



INTERSECTION




ROUNDBABOUT



SPEED LIMIT

There are two default speed limits: 50 km/h inside built-up areas and 100 km/h outside built-up areas. More than 50% of autobahns (motorways) now have posted speed limits and about 10% have variable speed limits.



A



B



C



D

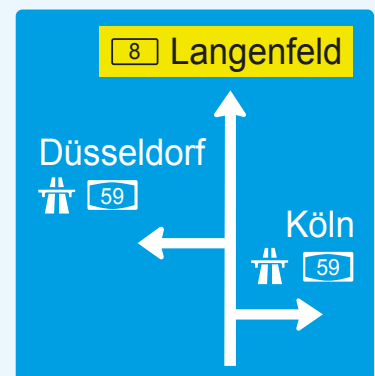
ROAD NUMBERS AND SIGNS

A = German Federal road (Bundesstraße)

B = German autobahn number

C = Junction number on motorways

D = Number for European roads



UK-EUROPE
www.dfds.co.uk

