









NAME \_\_\_\_\_

DATE \_\_\_\_\_

# EXPLORATION NAVIGATION

Use the choice board below to select activities to complete while navigating the career opportunities featured on Your Job. To start, refer back to your top three traits from your Skills Explorer to see which categories to focus on.

<b>SKILLS EXPLORER RESULTS</b>				<b>REFLECTION CHOICES</b>   
<b>REALISTIC: YOU GET THINGS DONE</b>	Draw a Venn diagram comparing the two jobs you're most interested in.	Make a list of pros and cons for a career you've read about.	Write three interview questions you'd ask someone who was applying for a job you've read about.	Make a Y chart of what's at play in this career. Label each section. • Will look like . . . • Will sound like . . . • Will feel like . . .
<b>SOCIAL: YOU'RE HERE TO HELP</b>	Write or record a podcast episode teaching others about a career path. Why might someone want to choose it?	Talk with a peer about a job you read about that you think would be good for them. Explain your reasoning.	Collect advice. Travel around to staff in your school. Ask them for their best career advice.	Choose someone in the class whom you don't know very well. Ask to help them complete a task on their choice board.
<b>ENTERPRISING: YOU GET THINGS DONE</b>	Make a "wanted" poster for a career you read about. Make the job seem as appealing as you can, while supplying appropriate information.	Make a strengths-and-weaknesses list for a career you read about. How can you spin one of your weaknesses into a strength?	Write a one-minute speech to persuade classmates to try a career you've read about. Call it "You Should Be a _____!"	Write an article that might appear on the Career Development section of Your Hot Job. It should offer tips to people on their career journey.
<b>CONVENTIONAL: YOU KEEP IT ALL ORGANIZED</b>	Create a schedule in your planner for a normal workday in one of the careers you read about.	Create a recipe for success using the "ingredients" you think are important for a career. What about a recipe for disaster?	Make a thought map of ways this career might change in five, 10, or 15 years.	Imagine what your workspace would look like in a career you've read about. Draw or describe your dream workspace.
<b>ARTISTIC: YOU GET THINGS DONE</b>	Sketch a comic strip about a challenge you might face in one of the careers you've read about.	Draw a "road map" of the path to success in a career of your choice. Include speed bumps, pit stops, and dead ends.	Write a diary entry from the point of view of a person in a field you've read about. What are their inner thoughts?	Create a vision board. Use drawings, pictures, and words to create a visual representation of your future.
<b>INVESTIGATIVE: YOU THINK THINGS THROUGH</b>	Research how a job you've read about has changed in recent decades. How long has this job existed? Predict how it might change in the future.	Look up a historical figure who was a good leader. Learn more about this person. What jobs might they succeed in now?	Investigate the requirements for attaining a job of your choosing. Will you need a degree? An apprenticeship?	Find a company you might work at in a career you've read about. Explore its website. Does it seem like a company you'd like to work for?

Powered by **TIME** for **KIDS**