



## **WARNING:**

This product is intended only for adults.  
Do not use if nursing or pregnant.

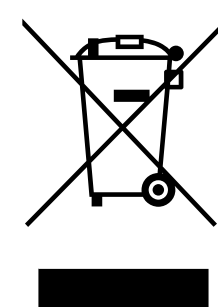

**Flavor Beast Boost Device User  
Manual (PLEASE READ THESE  
INSTRUCTIONS CAREFULLY  
BEFORE USING YOUR  
Flavor Beast Boost Device)**

## **CONTENTS**

1 x Flavor Beast Boost Device  
1 x USB Type-C Cable  
1 x Safety Manual



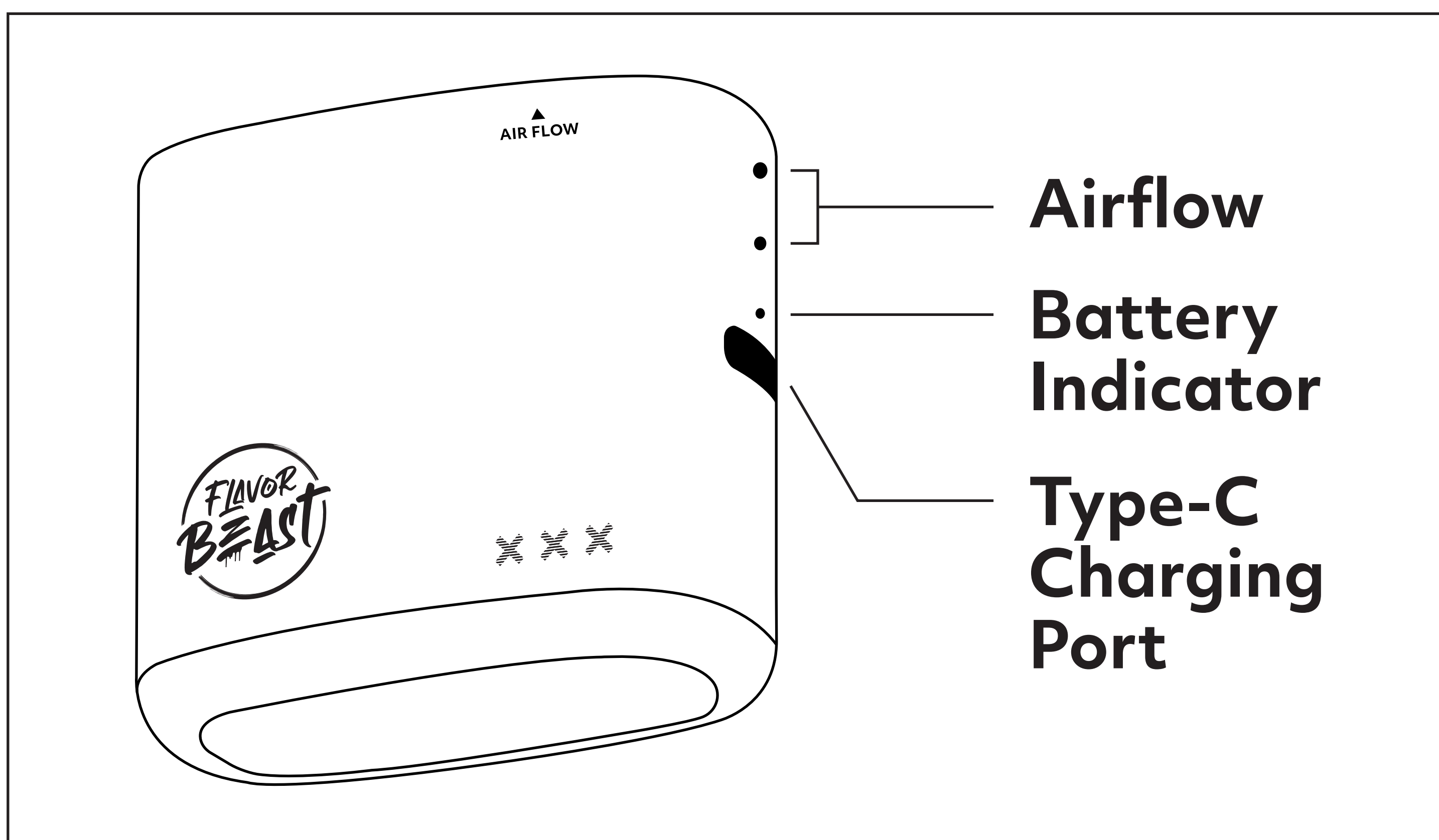
**RoHS**



# SPECIFICATIONS

**Battery Capacity:**  
850 mAh – Rechargeable

**Device Dimensions:**  
45 x 38.4 x 24 mm



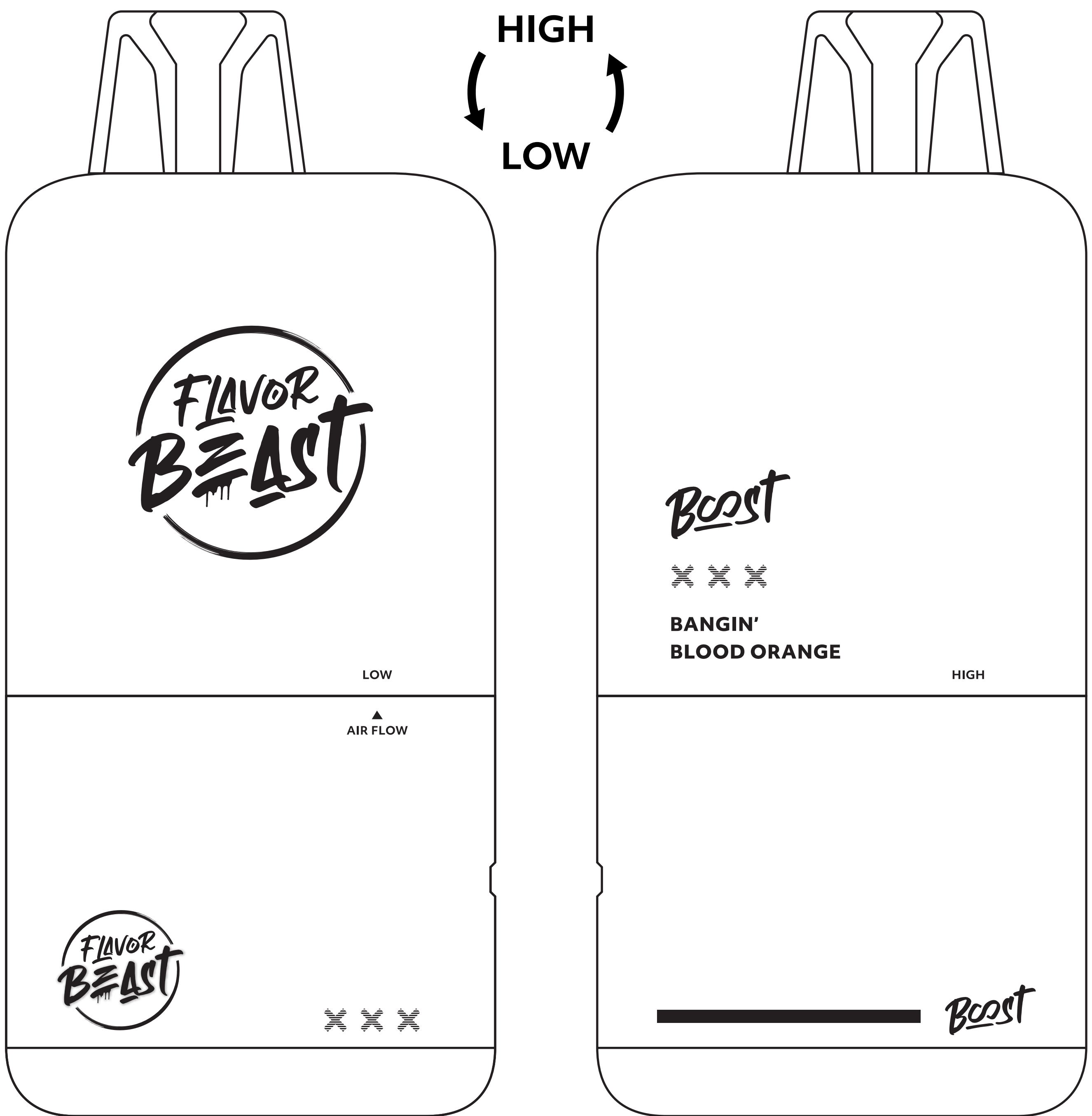
## USING YOUR POD WITH THE DEVICE

Prefilled pods are sold separately.

1. Remove silicone plug from mouthpiece.
2. Remove sticker covering from the bottom of the pod.
3. Insert pod into the device.

# SELECTING AIRFLOW

1. Compatible pods for the Flavor Beast Boost Device will allow you to choose between two airflow options (pods sold separately).



2. Attaching the pod in either of the two orientations will result in different airflow options.

## **BATTERY INDICATOR**

**1.** Upon performing inhalations using the Flavor Beast Boost Device, the indicator light will illuminate, either green, blue or red, and stay illuminated until the puff is complete.

**Green:** 70% - 100%

**Blue:** 30% - 70%

**Red:** < 30%

## **CHARGING YOUR DEVICE**

**1.** Connect a Type-C USB cable to the device's charging port. When charging the Flavor Beast Boost Device, use input voltage 4.5V - 6.5V.

The manufacturer's recommended compatible charger is 500mAh–2A.

**2.** Once your device begins charging, the indicator light will glow either green, blue or red, and continue blinking while charging.

**Green:** 70% - 100%

**Blue:** 30% - 70%

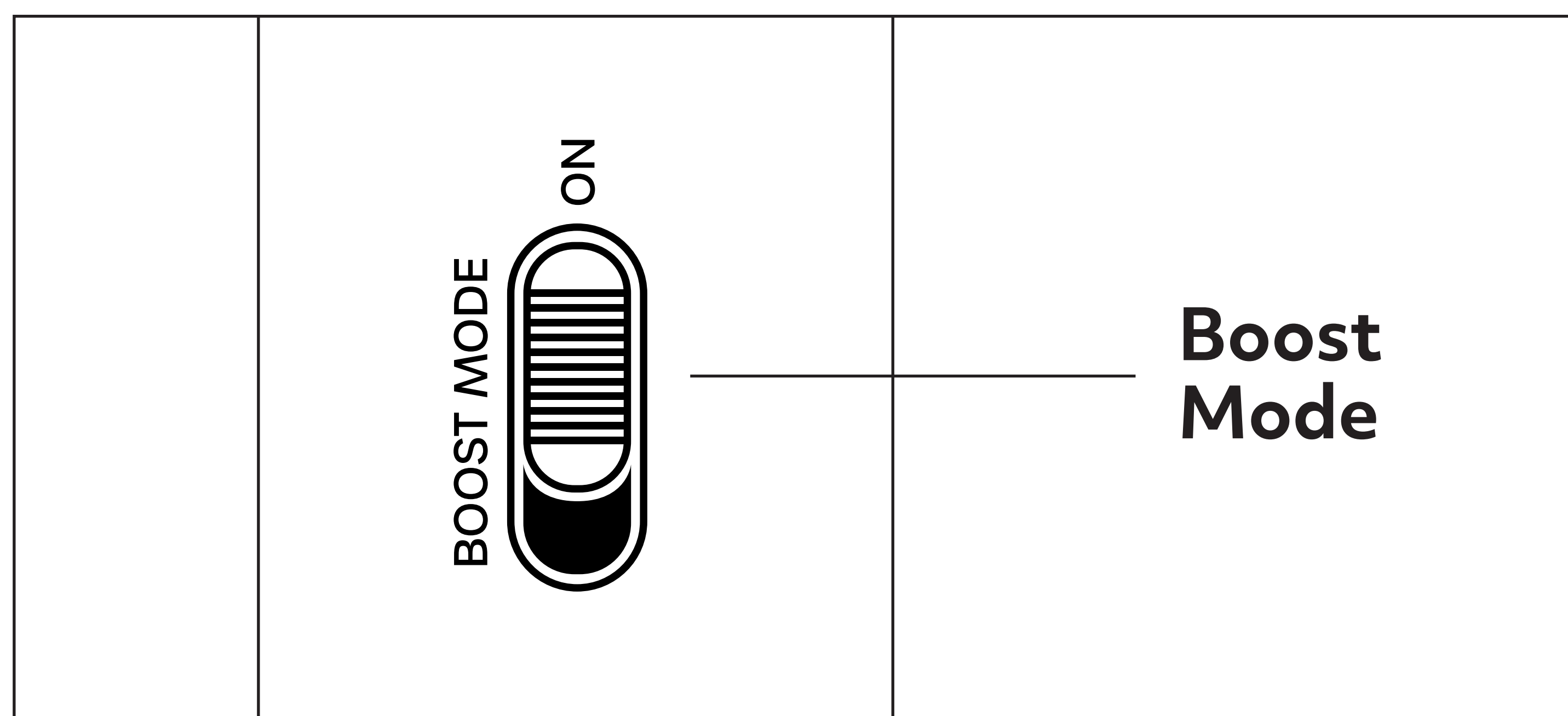
**Red:** < 30%

**3.** Once the battery is fully charged, the battery indicator light will stop illuminating. Charging stops automatically when battery voltage reached 4.2V to prevent from overcharge.

## **4. BOOST MODE SWITCH**

When the mode switch is set to **STANDARD MODE**, the device utilizes a single-mesh coil operating at 1.0Ω.

When the mode switch is set to **BOOST MODE**, the device utilizes a dual-mesh coil operating at 0.5Ω.



# IMPORTANT NOTES FOR CHARGING YOUR DEVICE

- Make sure the charger is **4.5V – 6.5V (500mAh – 2A)**.

Do not use uncertified chargers.

Make sure to use a charger that has a recognized American certification marker such as NRTL under the National Electric Code. Chargers that do not meet the electrical safety standards may cause electric shock and fire hazards for consumers.

- The device is powered by and contains a lithium-ion battery. Lithium-ion batteries can overheat, catch fire or explode if they are not charged in a safe manner.
- Always allow the device to come to room temperature before charging.
- Never attempt to charge the device in below freezing temperatures.
- Do not charge the device on soft surfaces such as couch or bed. Soft surfaces can trap heat around the battery.

# **IMPORTANT CONSUMER PRODUCT SAFETY INFORMATION & WARNINGS (PLEASE READ THESE INSTRUCTIONS CAREFULLY BEFORE USING YOUR Flavor Beast Boost Device)**

- The Flavor Beast Boost Device should be used exactly as directed in this user manual. Failure to adhere to these instructions may impede the device's safety features.
- **Keep out of reach of children and animals.**
- Avoid exposing the Flavor Beast Boost Device to extreme fluctuations in temperature.
- The Flavor Beast Boost Device is equipped with short-circuit protection and over-inhalation protection. Do not blow into or subject the Flavor Beast Boost Device with extreme use. If you take a single puff lasting 10 seconds or more, the battery indicator light will blink white twice and the device will turn off to avoid the battery from overheating. This feature ensures that your vaping device stays within normal operating conditions.

- The Flavor Beast Boost Device is powered by and contains a lithium-ion battery. Lithium-ion batteries can overheat, leak, burst and even explode and catch fire, causing serious injuries if they are not properly used, stored, or disposed of.
- Do not use Flavor Beast Boost Device that are swollen, dented, punctured or crushed; or have torn plastic wrappers; or show other signs of damage or wear. If you suspect the device to be damaged or notice any abnormality in the appearance or function of your device - especially physical damage, deformation, battery bloating or leakage - please stop using the device immediately and dispose as per "RECYCLING AND DISPOSAL" section and contact our customer support for help.
- Do not put the Flavor Beast Boost Device in your pocket where they can touch metal such as coins or keys.
- Never take or leave the Flavor Beast Boost Device to bed while you sleep. Burns and other injuries can occur if the batteries leak or overheat during the night.



- The Flavor Beast Boost Device should not be used around flammable liquids or dangerous gases.
- The Flavor Beast Boost Device should not be left in direct sunlight or in close proximity with any sources of heat. Extreme heat can alter the efficacy of the product.
- Do not tamper with or insert any objects into the Flavor Beast Boost Device.
- Do not attempt to repair the Flavor Beast Boost Device if it malfunctions. Damage to a lithium-ion battery can result in hazards, such as overheating, fire or explosions.
- Do not expose the Flavor Beast Boost Device to excessive moisture. Any sort of humidity or liquids in the device can damage the electronic circuits and cause incidents.
- Keep all Flavor Beast Boost Device and pods away from children. If nicotine e-liquid is swallowed, rinse your mouth immediately and call a Poison Control Centre or doctor immediately. If your skin is exposed to nicotine e-liquid, wash

rigorously with soap and water. If you feel unwell, contact a Poison Control Centre or seek medical attention immediately.

- Immediately cease the use of the Flavor Beast Boost Device and obtain medical advice if you present any of the following physical symptoms: nausea; feeling faint or dizzy; any form of allergic reaction, unusual rash, itchiness, dry or swollen tongue, throat, or mouth); experiencing an irregular heartbeat or any other noticeably unusual side-effects.

- Lithium-ion batteries contain caustic and other chemical compounds. If the battery is physically damaged or pierced, avoid contact of skin and eyes, and dispose immediately as per “RECYCLING AND DISPOSAL” section. If eye or skin exposure to the matter contained within the battery has occurred, rinse the affected area thoroughly with water immediately, and seek medical attention.

- While vaping is possible when charging your device, it is not recommended.

## **PRODUCT STORAGE**

- Flavor Beast Boost Device and pods should be stored in a cool, dry place away from household chemicals and direct sunlight. Do not expose to an environment with excessive heat. Contact with high temperatures will damage the battery, which will cause malfunction and could result in fire, explosion, or release of harmful substances.
- Store the Flavor Beast Boost Device and pods out of children's reach and sight.
- Do not store the Flavor Beast Boost Device in a sub-freezing environment, such as a freezer.

## **RECYCLING AND DISPOSAL**

- The Flavor Beast Boost Device is considered electronic equipment. Electronic equipment should not be disposed of with other household waste in household garbage. It is your responsibility to dispose of your

electronic equipment separately. Please drop off your electronic waste at your local waste and recycling depot.

- Never toss the Flavor Beast Boost Device into a fire. The built-in lithium-ion battery might burst or explode.

## **SUPPORT**

- For more information, troubleshooting and technical support with the Flavor Beast Boost Device and pods, please visit **[flavorbeast.us](https://flavorbeast.us)**

## **MADE IN CHINA**

Manufacturer: Shenzhen Furuidun Technology Co., Limited

Add: Build 2, Kinglit Financial Center Building, No.1100, Xingye Rd, Baoan, Shenzhen, Guangdong, China.