

Sections

**03** 03 48 40  
Concrete Countertops

# COUNTERTOP 880™

HIGH PERFORMANCE, CLEAR, SOLVENT BASED SEALER THAT PROTECTS THE NATURAL BEAUTY OF CONCRETE COUNTERTOPS

### Description

A new high performance nanotechnology driven clear natural finish penetrating sealer.

A natural finish, solvent-based sealer featuring an oleophobic additive that repels water and fluids, resisting oil based staining, and eases clean up. Ideal for concrete countertops.

Surpassing anything else on the market Countertop 880 penetrates concrete substrates providing oleophobic and hydrophobic properties. Food-safe once cured, this sealer protects countertops against water, fluids, staining, UV light exposure and the wear and tear of everyday use.

### Actives

100%\*

### Appearance/color

Clear

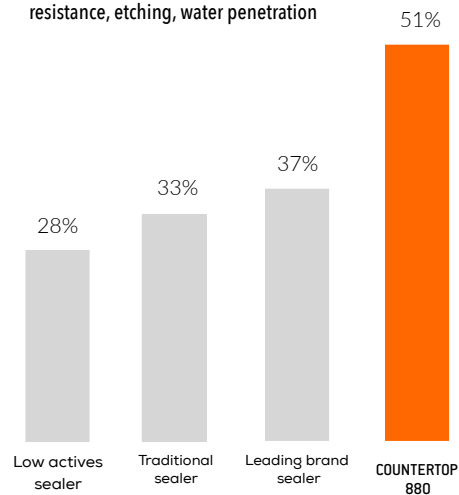
### Coverage

+/-25 ft<sup>2</sup>/ 16 oz.


\*Product actives content varies ±5% (active content >95% - <100%)

### DURABILITY

Meets the requirements of:  
Stain repellency, scratch resistance, heat resistance, etching, water penetration



Percentage Improvement vs. Control



Sections

**03** 03 48 40  
Concrete Countertops



## Technical Data Sheet

### TECHNOLOGY // ADVANTAGES

- **Composition** - 100% \* actives nanotechnology driven high-performance water based sealer
- **Reduces surface absorption** of concrete for easier cleaning and maintenance
- **Natural finish** sealer provides protection and leaves the concrete appearance unchanged
- **Provides excellent abrasion resistance** and stain resistance
- **Resists heat from** hot pots and pans
- **Aesthetically enhances** and protects
- **Non porous** allows for easy clean up
- **Resistance to oil based staining** and scratching
- **Reduces organic growth**, mold, mildew
- **Breathable** to allow moisture to escape without damaging the sealer
- **Low VOCs** and non toxic once cured

---

### TYPICAL PROPERTIES

**Appearance** - Clear

**Packaging** - 16 ounces (.47 L),

**VOC'S** - 100g/L maximum


---

### APPLICATIONS

- Interior // exterior
- Horizontal // vertical

### Substrates

- Concrete
  - Masonry
  - Stone
-



Sections

**03** 03 48 40  
Concrete Countertops



## Technical Data Sheet

### APPLICATION

#### Surface Prep

1. New "green" concrete must be properly cured. Concrete should obtain 80% of design strength, typically achieved within 14-28 days.
2. The concrete substrate must be structurally sound and clean of oil, grease, dirt, wax, curing compounds, efflorescence, paints, previous sealers, adhesives and other contaminants that might interfere with the penetration of the sealer. Power wash, acid etch or mechanically scarify as necessary to achieve the desired surface condition. If acid was used to clean the concrete, neutralize the surface and rinse with water prior to application. Allow for proper dry time before application. Do not apply if standing water is visible.
3. Surface and air temperatures must be at least 40°F during application. Surface and air temperatures should not exceed 95°F. Do not apply when temperatures are expected to fall below 32°F within 8 hours or when rain is expected within 12 hours following application. Keep material from freezing. If freezing conditions exist before application, let the substrate thaw before application. Do not apply during inclement weather or when inclement weather is expected within 12 hours.
4. Crack, patching and expansion joint sealants can be applied before application; always test for compatibility and adhesion.
5. Protect people, property, vehicles, window glass, roofing materials, plastic products, shrubbery, landscaping and all surfaces not set for treatment from overspray.

#### Application

1. Always test a small area before application to ensure desired performance, aesthetics, coverage rates and to verify application technique. Let test area dry thoroughly, 5-7 days, before inspection.
2. Stir material thoroughly before and during application. Do not dilute or alter material for purposes other than specified.

#### Application - (continued )

3. Apply with a solvent-resistant roller, brush or low-pressure, non-atomizing sprayer. Apply to saturation letting the first coat penetrate for 5-10 minutes. If applying a second coat, reapply in the same saturating manner wet-on-wet (applying the second coat before the first coat dries). Less material will be needed for the second coat. Roll or broom out any puddles until the sealer penetrates the substrate. If it starts to rain, stop treatment and cover the impregnated areas.

#### Maintenance:

The concrete surface can be cleaned with mild soap and water. No citrus or vinegar-based products should be used. Organic does not always mean "mild" and can include citrus ingredients that you'll want to avoid.

#### Dry Time


Typical drying time is 4-6 hours at 70°F and 50% relative humidity. Cooler temperatures or higher relative humidity can extend the drying time. Treated surfaces will be ready for pedestrian and vehicle traffic within 24 hours.

#### Clean Up

Clean equipment and tools with mineral spirits. Unused or old material may be disposed of in a waste disposal site in accordance with local, state and federal laws.

#### Precautions/Safety

Avoid contact with skin, eyes and clothing, do not take internally. Use appropriate safety equipment during application and handling. Please refer to the safety data sheet (SDS) for additional precautionary instructions before use.



## Technical Data Sheet

Sections

**03** 03 48 40  
Concrete Countertops

### APPLICATION

#### Best Performance

- Proper application is the responsibility of the user.
- Make sure the most current versions of technical data sheets and safety data sheets are being used.
- Do not use in immersion service or constant chemical exposure areas.

#### Coverage

1 coat: 50 square feet per 16 oz. 2 coats: 25 square feet per 16 oz.  
Variations in texture and porosity of substrate will affect the coverage and performance of the product.

#### KreteTek Industries Inc.

66 River Road  
Hudson, NH 03051

[www.Ghostshield.com](http://www.Ghostshield.com)

#### Customer Service and Technical Support

1-855-KreteTek (1-855-573-8383)

#### Warranty

KreteTek Industries Inc. warrants our products are manufactured to strict quality assurance specifications and that the information supplied by us is accurate to the best of our knowledge. Such information supplied about our products is not a representation or a warranty. It is supplied on the condition that you shall make your own tests to determine the suitability of our product for your particular purpose. Any use or application other than recommended herein is the sole responsibility of the user. Listed physical properties are typical and should not be construed as specifications. No warranty is made, expressed or implied, regarding such other information, the data on which it is based or the results you will obtain from its use. We shall have no liability for incidental or consequential damages, direct or indirect. No representative is authorized to make any representation or warranty or assume any other liability on our behalf with any sale of our products.

Acceptance of delivery of our product means that you have accepted the terms of this warranty whether or not purchase orders or other documents state terms that vary from this warranty. No representative is authorized to make any representation or warranty or assume any other liability on our behalf with any sales of our products. Our products contain chemicals that may cause serious physical injury. Before using, read the Safety Data Sheet and follow the precautions to prevent bodily harm.

Purchaser must determine the suitability of the products for the intended use and assumes all risks and liabilities in connection therewith. This information and all further technical advice are based on KreteTek Industries Inc. present knowledge and experience. However, KreteTek Industries Inc. assumes no liability for providing such information and advice including the extent to which such information and advice may relate to existing third party intellectual property rights, especially patent rights, nor shall any legal relationship be created by or arise from the provision of such information and advice. KreteTek Industries Inc. reserves the right to make any changes according to technological progress or further developments. The Purchaser of the Product(s) must test the product(s) for suitability for the intended application and purpose before proceeding with a full application of the product(s). Performance of the product described herein should be verified by testing and carried out by qualified experts.

#### For professional use only.

Last revised 4/18