

Sections

09 09 93 00  
Concrete Staining

# PRO-FUSION™ 1505 SOLID COLOR

COLOR INFUSED, HIGH PERFORMANCE,  
CONCRETE STAIN WITH BUILT-IN DEEP  
PENETRATING CROSS-LINKING SEALER

### Description

A pigmented, water-based, non-yellowing stain designed for unsealed concrete, masonry and pavers. Infused with nano-sized color particles, the Pro-Fusion™ 1505 concrete stain will provide a much stronger bond than typical polymer stains. It penetrates deeper and self-crosslinks to promote outstanding adhesion. It locks color deep below the surface, hiding imperfections to make surfaces look beautiful, even, and consistent in appearance. Available in 6 colors with an optional "Enhancer" to achieve an even greater depth of color.

### Solids

28%

### Available Colors

Dark Red, Brown, Medium Gray, Dark Gray, Tan and Dark Tan

### Sizes

1 Gallon

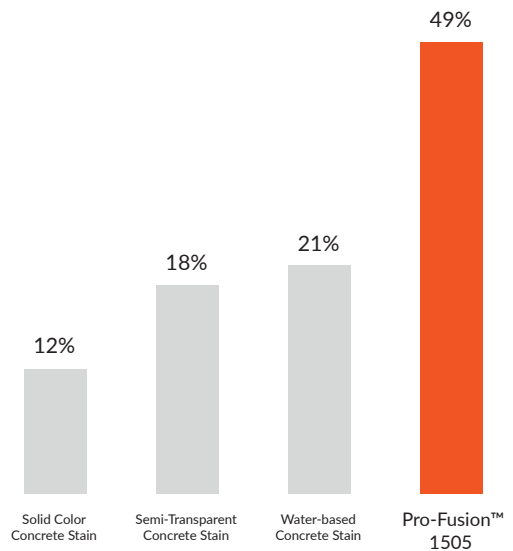
### Coverage

200 sq. ft. / gallon


### Surfaces

Interior/exterior concrete, decorative concrete, concrete overlays, stone, masonry, pool decks, driveways, patios, walkways, garages, basement floors, office floors, and memorials.

## ULTRAVIOLET (UV) EXPOSURE AND WEATHERING



Average Percentage Improvement vs. Control



**Technical Data Sheet**

Sections

**09** 09 93 00  
Concrete Staining

TECHNOLOGY // ADVANTAGES

**Pro-Fusion™ (3 Step) Color System**


The Pro-Fusion™ 3 Step System is a revolutionary nano-infused pigmented polymer approach to staining and coloring concrete. It was formulated to achieve stronger bonds than typical stains by promoting outstanding self cross-linking capabilities. Utilizing a unique blend of pigments and cross-linking polymers, the Pro-Fusion™ system completely overhauls old, boring or mismatched concrete into decorative surfaces that are striking and cohesive in both appearance and function. Available in 6 UV resistant base colors, and 3 color enhancers, it provides users with endless concrete aesthetic options - including solid, mottled, antiqued, wood, or semi-transparent looks. The Pro-Fusion™ 3 step system consists of a Primer, Solid Color Stain, and Color Enhancer.

**Technology Advantages**

- **Ready to Use** - Simple application
- **Water-based** - Safer alternative to acid based stains containing no hazardous components
- **Durable Weather & UV Resistance** - Can be used on interior and exterior applications.
- **Sealer & Color (all in one)** - Adds vibrancy and protection in one simple step.
- **Hides Imperfections** - High quality pigments are highly effective at creating a more uniform, more consistent appearance.
- **Cross-linking Acrylic Polymers** - 10x more durable than conventional acrylics.

TECHNICAL PROPERTIES

|                                  |                                     |
|----------------------------------|-------------------------------------|
| <b>Composition and Materials</b> | Acrylic / water                     |
| <b>Flash Point</b>               | N/A                                 |
| <b>Gloss (60° Angle)</b>         | 4-8 on sealed surface               |
| <b>% Solids (by weight)</b>      | 28%                                 |
| <b>Viscosity (77°F)</b>          | 25-35 seconds Zahn #2               |
| <b>Primer</b>                    | Pro-Fusion Primer (Step 1)          |
| <b>Dry Time</b>                  |                                     |
| <b>Tack Free</b>                 | 1 hour                              |
| <b>Recoat</b>                    | 1-24 hours                          |
| <b>Full Cure</b>                 | 24-48 hours                         |
| <b>VOC Content</b>               | < 100 g/l                           |
| <b>A.I.M. Category</b>           | Flat Coating<br>Maximum VOC 100 g/l |



## Technical Data Sheet

Sections

**09** 09 93 00  
Concrete Staining

### APPLICATION

#### Preparation

Concrete should be at least 28 days old. Substrate should be clean, dry and free from any curing compounds or previous coatings. Any repairs should be made to the substrate prior to coating. Substrate and ambient temperature must be at least 50°F and remain so throughout the entire curing process. Before applying Pro-Fusion 1505™ surfaces should be shot blasted, ground, or chemically etched to create a concrete surface profile of at least level 1 (CSP 1) and a surface profile of at least level 2 (CSP 2) for vehicular traffic. Acid etched substrates must be properly neutralized and dry. Pro-Fusion™ 1505 Primer is recommended for maximum adhesion. Pro-Fusion™ 1505 Color Stain may be applied where desired and should be allowed to dry prior to applying Pro-Fusion™ 1505 Enhancer.

#### Mixing

Product is supplied ready to use, and no further dilution is necessary. Contents should be stirred prior to use to eliminate any phase separation which may have occurred upon storage. We recommend blending solid color stains in a five-gallon pail. This eliminates any potential variations in the batch color, keeping the color consistent throughout the entire project. Mix thoroughly using a low-speed blending device like a jiffy mixer. Add additional gallons as needed.

#### Application

Always test a small area of each surface to confirm suitability, coverage rate and desired results before applying. Apply using a

brush, roller, or low pressure spray. Utilize control joints and natural break points to maintain a wet edge and avoid lap marks. Use even strokes and apply in a uniform manner. Do not allow material to pond. Protect surface from water or rain for 24 hours after application. More porous areas may require more than one coat to satisfy the porosity. For additional protection, we recommend a clear top coat (Cryli-Tek 5500). If applying Pro-Fusion™ 1505 Enhancer, do not apply Cryli-Tek 5500 until after Pro-Fusion™ 1505 Enhancer has dried completely.

#### Clean up

Clean-up tools and spills before material dries with soap and water.

#### Limitations


Do not use on steel troweled surfaces. Do not over-apply. Surface and air temperature must be between 45°F - 80°F. Not for use where spillages of solvents, fuels, brake or transmission fluids are expected. See product data sheet regarding popouts.

#### Dry Time

Dry-to-touch in one (1) hour. Re-coat in one to twenty four (1 - 24) hours. Allow 24 hours for pedestrian and heavy traffic after sealing.

#### Safety

Before using this product, consult the Safety Data Sheet (SDS) for details on product hazards, recommended handling precautions and product storage. Dispose in accordance with all local, state and federal regulations. Empty containers may contain hazardous residues. This material and its container must be disposed in a safe and legal manner.



## Technical Data Sheet

### Sections

**09** 09 93 00  
Concrete Staining

#### Storage

Store products in tightly closed original containers at temperatures recommended on the product label. Protect from freezing.

#### Application Notes


Proper application is the responsibility of the user.

#### Warranty

KreteTek Industries Inc. warrants our products are manufactured to strict quality assurance specifications and that the information supplied by us is accurate to the best of our knowledge. Such information supplied about our products is not a representation or a warranty. It is supplied on the condition that you shall make your own tests to determine the suitability of our product for your particular purpose. Any use or application other than recommended herein is the sole responsibility of the user. Listed physical properties are typical and should not be construed as specifications. No warranty is made, expressed or implied, regarding such other information, the data on which it is based or the results you will obtain from its use. We shall have no liability for incidental or consequential damages, direct or indirect. No representative is authorized to make any representation or warranty or assume any other liability on our behalf with any sale of our products.

Acceptance of delivery of our product means that you have accepted the terms of this warranty whether or not purchase orders or other documents state terms that vary from this warranty. No representative is authorized to make any representation or warranty

or assume any other liability on our behalf with any sales of our products. Our products contain chemicals that may cause serious physical injury. Before using, read the Safety Data Sheet and follow the precautions to prevent bodily harm. Purchaser must determine the suitability of the products for the intended use and assumes all risks and liabilities in connection therewith. This information and all further technical advice are based on KreteTek Industries Inc. present knowledge and experience. However, KreteTek Industries Inc. assumes no liability for providing such information and advice including the extent to which such information and advice may relate to existing third party intellectual property rights, especially patent rights, nor shall any legal relationship be created by or arise from the provision of such information and advice. KreteTek Industries Inc. reserves the right to make any changes according to technological progress or further developments. The Purchaser of the Product(s) must test the product(s) for suitability for the intended application and purpose before proceeding with a full application of the product(s). Performance of the product described herein should be verified by testing and carried out by qualified experts.



Sections

**09** 09 93 00  
Concrete Staining



## Technical Data Sheet

**For professional use only.**

Last revised 6/21

KreteTek Industries Inc.  
66 River Road  
Hudson, NH 03051

[www.Ghostshield.com](http://www.Ghostshield.com)

**Customer Service and Technical Support**

1-855-KreteTek (1-855-573-8383)