

Azuma Coach Layouts

5, 9 and 10 coach trains



LNER

Get to know our Azuma trains

Finding the right coach

Look at the digital screen next to each external passenger door to find the coach letter, along with the train's destination and next station.

Seat reservations

Our Azuma trains use a traffic light system to show seat reservations:

RED

Seat is currently reserved.

AMBER

Seat is available now, but will be reserved later in the journey.

GREEN

Seat is available for the entire journey.

Quieter Coach

Our 9 coach Azuma trains have a Quieter Coach situated in Coach H. Please note, there is no Quieter Coach on Azuma 5 and 10 coach trains.

Wheelchair spaces

Each wheelchair space has adjoining companion seats:

5 coach trains have two spaces in Coach E.

9 coach trains have two spaces in Coach A and two more in Coach M.

10 coach trains have two spaces in Coach E and two more in Coach M.

Pushchairs

If bringing a pushchair onboard, please fold and store it in the designated luggage areas.

Baby changing

Facilities are available in every toilet.

Bikes

Non-folding bikes need a reservation before you travel. Reservations can be made at Travel Centres, over the phone or online at [LNER.co.uk](https://www.lner.co.uk)

Book early to avoid disappointment.

Get to know our Azuma trains

Storing luggage

Our spacious new Azuma coaches have more places than ever before to store luggage:



Small bags and rucksacks

Can be stored under seats or in the rack overhead.



Medium-sized bags

Can be stored between seats or in the overhead luggage rack.



Large bags and cases

Should be stored in the luggage racks at the end of each coach.



Very large items

Please ask a member of our station team for assistance before boarding the train.



Small bags can be stored under seats



Use the luggage racks for large bags and cases

Get to know our Azuma trains

Short platforms

Some stations on our route have platforms which are shorter than our Azuma trains. This means that at these stations, some of the doors won't open.

When boarding the train, if you need to get to a coach that isn't accessible from the platform, please board the train at the nearest coach and walk through the train to get to your seats.

When leaving the train at a station with a short platform, we'll make an onboard announcement as the train approaches, explaining what to do to disembark. We'll always make sure there is plenty of time to get off the train.

Door closing

To help our trains depart on time, train doors may be closed and locked up to one minute before the advertised departure time.

Dividing trains

Some 10 coach services may divide during the journey. Before this happens we'll make an onboard announcement so that everyone knows which part of the train to move to and at the dividing station there'll be time to leave the train and board the correct section if necessary.

Coach layouts

5 Coach



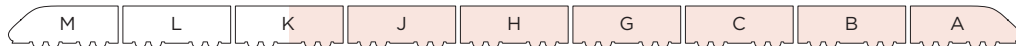
First Class



Standard



9 Coach



10 Coach



Azuma

5 and 10 Coach **Coach M • Coach E**

First Class



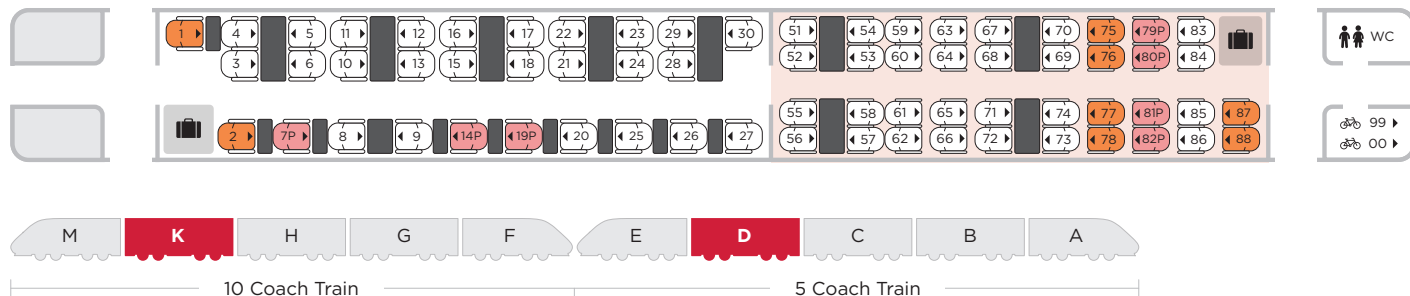
First Class Standard Priority seat Limited window view Wheelchair space Companion seat

LNER

Azuma

5 and 10 Coach Coach K • Coach D

First Class and

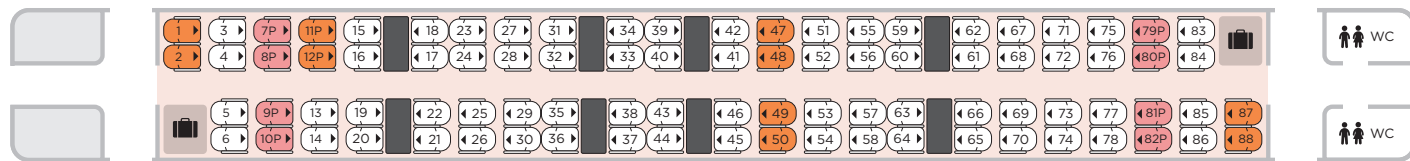


First Class Standard Priority seat Limited window view Luggage rack Bike storage

LNER

Azuma

5 and 10 Coach **Coach H • Coach C** Standard

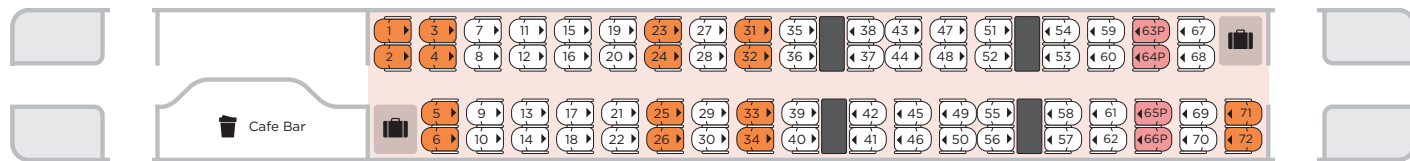


First Class
 Standard
 Priority seat
 Limited window view
 P Priority seat with limited window view
 Luggage rack

LNER

Azuma

5 and 10 Coach **Coach G • Coach B** Standard

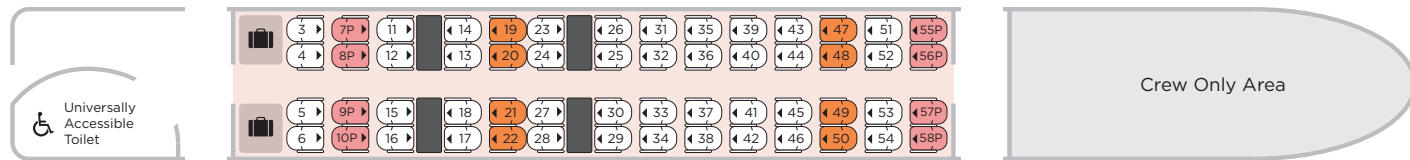


First Class Standard Priority seat Limited window view Priority seat with limited window view Luggage rack

Azuma

5 and 10 Coach Coach F • Coach A

Standard



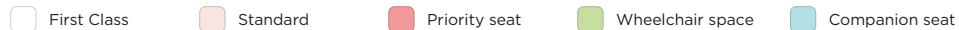

 First Class Standard Priority seat Limited window view

Azuma

9 Coach

Coach M

First Class



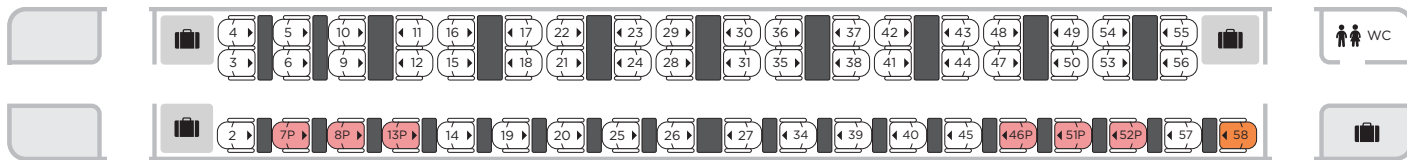
LNER

Azuma

9 Coach

Coach L

First Class



First Class Standard Priority seat Limited window view Luggage rack

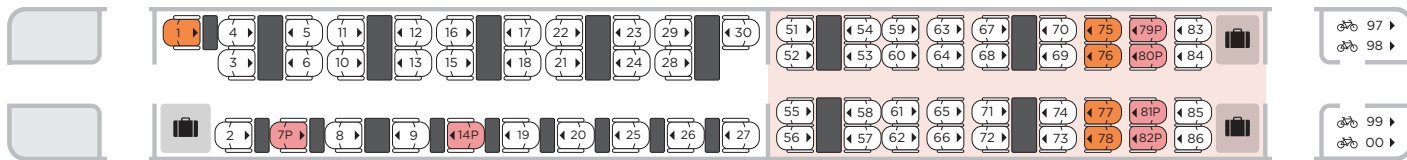
LNER

Azuma

9 Coach

Coach K

First Class and Standard



First Class Standard Priority seat Limited window view Luggage rack Bike storage

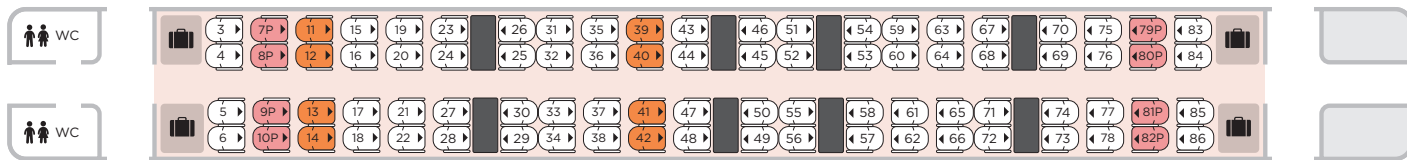
LNER

Azuma

9 Coach

Coach J

Standard



First Class Standard Priority seat Limited window view Priority seat with limited window view Luggage rack

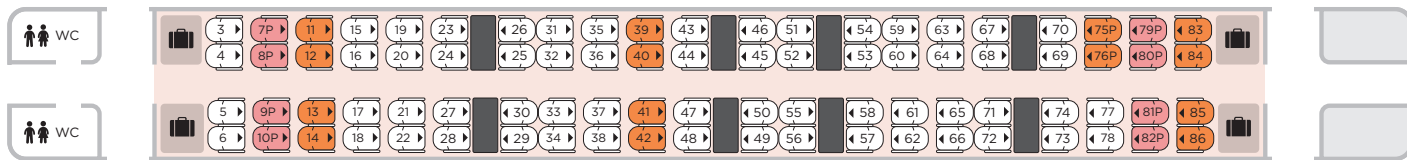
LNER

Azuma

9 Coach

Coach H

Standard



First Class Standard Priority seat Limited window view Priority seat with limited window view Luggage rack

LNER

Standard

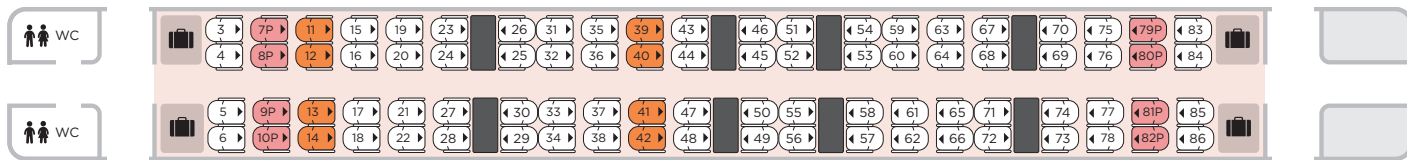
 Luggage rack

Azuma

9 Coach

Coach C

Standard



First Class Standard Priority seat Limited window view Priority seat with limited window view Luggage rack

LNER

9 Coach

Coach B

Standard

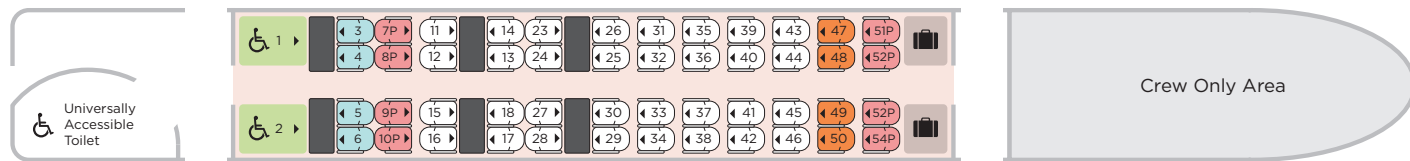


Azuma

9 Coach

Coach A

Standard



First Class Standard Priority seat Limited window view Wheelchair space Companion seat Luggage rack

LNER