

▼ This vaccine is subject to additional monitoring in Australia. This will allow quick identification of new safety information. Healthcare professionals are asked to report any suspected adverse events at www.tga.gov.au/reporting-problems.

AUSTRALIAN PRODUCT INFORMATION – SPIKEVAX BIVALENT ORIGINAL/OMICRON BA.4-5 (ELASOMERAN/DAVESOMERAN) COVID-19 VACCINE

1 NAME OF THE MEDICINE

Elasomeran/davesomeran

2 QUALITATIVE AND QUANTITATIVE COMPOSITION

Table 1: SPIKEVAX BIVALENT ORIGINAL/OMICRON BA.4-5 qualitative and quantitative composition

Strength	Presentation	Dose(s)	Composition
0.1 mg/mL	Multidose vial (blue flip-off cap)	5 doses of 0.5 mL each	One dose (0.5 mL) contains 25 micrograms of elasomeran and 25 micrograms of davesomeran, a COVID-19 mRNA Vaccine (embedded in lipid nanoparticles).
	Single-dose vial (blue flip-off cap)	1 dose of 0.5 mL For single use only.	One dose (0.5 mL) contains 25 micrograms of elasomeran and 25 micrograms of davesomeran, a COVID-19 mRNA Vaccine (embedded in lipid nanoparticles).
	Pre-filled syringe	1 dose of 0.5 mL For single use only. Do not use the pre-filled syringe to deliver a partial 0.25 mL volume.	One dose (0.5 mL) contains 25 micrograms of elasomeran and 25 micrograms of davesomeran, a COVID-19 mRNA Vaccine (embedded in lipid nanoparticles).

Elasomeran is a single-stranded, 5'-capped messenger RNA (mRNA) produced using a cell-free *in vitro* transcription from the corresponding DNA templates, encoding the viral spike (S) protein of SARS-CoV-2.

Davesomeran is a single-stranded, 5'-capped messenger RNA (mRNA) produced using a cell-free *in vitro* transcription from the corresponding DNA templates, encoding the viral spike (S) protein of SARS-CoV-2 (Omicron BA.4-5). The S-proteins of the SARS-CoV-2 Omicron variant lineages BA.4 and BA.5 are identical.

For the full list of excipients, see Section 6.1 List of excipients.

3 PHARMACEUTICAL FORM

Suspension for injection.

White to off white suspension.

4 CLINICAL PARTICULARS

4.1 THERAPEUTIC INDICATIONS

SPIKEVAX BIVALENT ORIGINAL/OMICRON BA.4-5 (elasomeran/davesomeran) COVID-19 Vaccine is indicated for:

As a booster dose for active immunisation to prevent coronavirus disease 2019 (COVID-19) caused by SARS-CoV-2 in individuals 12 years of age and older who have previously received at least a primary vaccination course against COVID-19.

The use of this vaccine should be in accordance with official recommendations.

4.2 DOSE AND METHOD OF ADMINISTRATION

Dose

Refer to [Table 2](#) below for booster dosing across age groups.

Table 2: SPIKEVAX BIVALENT ORIGINAL/OMICRON BA.4-5 booster dosing by age group

Age(s)	Booster dose	Recommendations
Individuals 12 years of age and older	1 (one) dose of 0.5 mL, containing 50 micrograms	SPIKEVAX BIVALENT ORIGINAL/OMICRON BA.4-5 may be given at least 3 months following a primary series and/or previous booster dose with SPIKEVAX (original), SPIKEVAX BIVALENT ORIGINAL/OMICRON (BA.1) or another authorised/approved COVID-19 vaccine, in accordance with official recommendations.

Paediatric population

The safety and efficacy of SPIKEVAX BIVALENT ORIGINAL/OMICRON BA.4-5 in children less than 12 years of age have not yet been established.

Elderly population

No dosage adjustment is required in elderly individuals ≥ 65 years of age.

Method of administration

The vaccine should be administered intramuscularly. The preferred site is the deltoid muscle of the upper arm.

Do not administer this vaccine intravascularly, subcutaneously or intradermally.

The vaccine should not be mixed in the same syringe with any other vaccines or medicinal products. For precautions to be taken before administering the vaccine, see section 4.4 Special Warnings and Precautions for Use.


The vaccine should be prepared and administered by a trained healthcare professional using aseptic techniques to ensure sterility of the suspension.

The vaccine comes ready to use once thawed.

Thawed vials and pre-filled syringes can be handled in room light conditions.

Do not shake or dilute.

Frozen Storage



Multidose vials

Swirl the vial gently after thawing and before each withdrawal.

Inspect vials visually for foreign particulate matter and/or discoloration prior to administration. If either of these conditions exists, the vaccine should not be administered.


For practical reasons, if the contents of the vial are to be used within a short period of time, drawing up the content in multiple syringes at once may be considered.

Five (5) doses (of 0.5 mL volume each).

Thaw each vial before use
Images for illustrative purposes only

2 hours and 30 minutes in refrigerator


2° to 8°C
(within the 30 days shelf life at 2° to 8°C)



OR

1 hour at room temperature

15° to 25°C



Let vial sit at room temperature for 15 minutes before administering

Instructions Once Thawed

Unpunctured Vial

Maximum times

30

days

Refrigerator


2° to 8°C

24

hours

Cool storage up to room temperature

8° to 25°C



After first dose has been withdrawn

Maximum time


19

hours

Refrigerator or room temperature

Vial should be held between 2° to 25°C. Record the date and time of discard on the vial label.

Discard punctured vial after 19 hours.



Withdraw each dose of vaccine from the vial using a new sterile needle and syringe for each injection to prevent transmission of infectious agents from one person to another.
The dose in the syringe should be used immediately.

Contains no antimicrobial preservative.

Once the vial has been punctured to withdraw the initial dose, the vaccine should be used immediately and be discarded after 19 hours.

Any unused vaccine or waste material should be disposed of in accordance with local requirements.

NEVER refreeze thawed vaccine

Single-dose vials

Swirl the vial gently after thawing and before withdrawal.

Inspect vials visually for foreign particulate matter and/or discoloration prior to administration. If either of these conditions exists, the vaccine should not be administered.

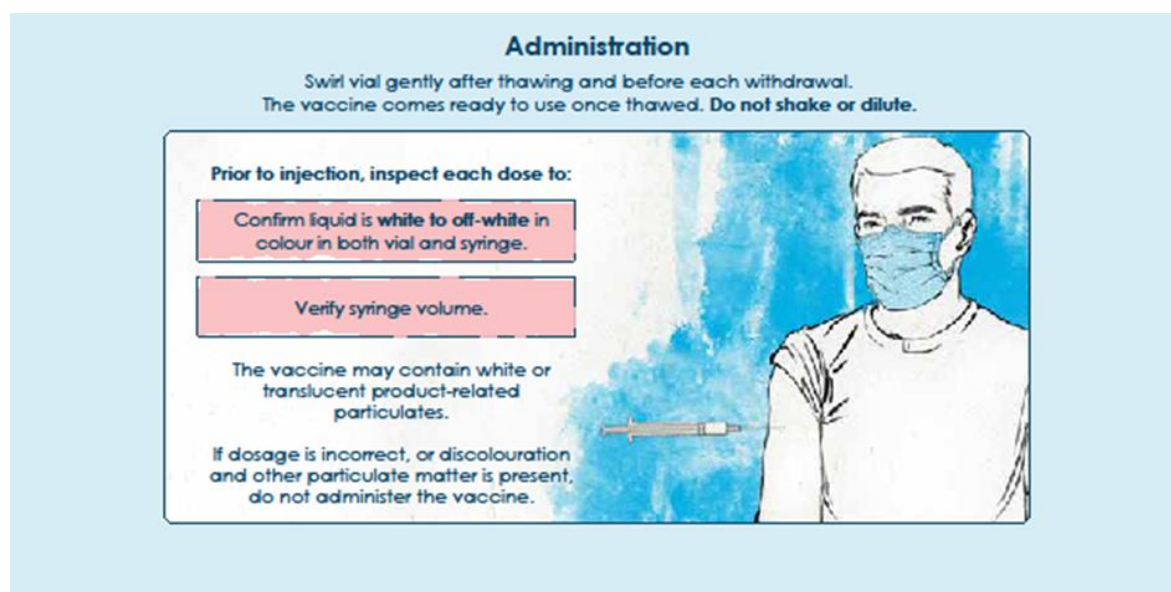
One (1) dose (of 0.5 mL volume).

Thaw each single-dose vial before use following the instructions below. Each single-dose vial or the carton containing 10 vials may be thawed either in the refrigerator or at room temperature (Table 3). When the vial is thawed in the refrigerator, let it sit at room temperature for 15 minutes before administering.

Table 3: Thawing instructions for single-dose vials and carton before use

Configuration	Thaw instructions and duration			
	Thaw temperature (in a refrigerator) (°C)	Thaw duration (minutes)	Thaw temperature (at room temperature) (°C)	Thaw duration (minutes)
Single-dose vial	2°C to 8°C	45 minutes	15°C to 25°C	15 minutes
Carton	2°C to 8°C	1 hour 45 minutes	15°C to 25°C	45 minutes

If vials are thawed at 2°C to 8°C, let each vial stand at room temperature (15°C to 25°C) for approximately 15 minutes before administering.



Pre-filled syringe

One (1) dose of 0.5 mL can be administered from each pre-filled syringe. Do not use the pre-filled syringe to deliver a partial 0.25 mL volume.

Thaw each pre-filled syringe before use following the instructions below. Syringes may be thawed in the blister packs (each blister containing 2 pre-filled syringes) or in the carton itself, either in the refrigerator or at room temperature (Table 4).

Table 4: Thawing instructions for SPIKEVAX BIVALENT ORIGINAL/OMICRON BA.4-5 pre-filled syringes and cartons before use

Configuration	Thaw instructions and duration			
	Thaw Temperature (in a refrigerator) (°C)	Thaw Duration (minutes)	Thaw Temperature (at room temperature) (°C)	Thaw Duration (minutes)
Pre-filled syringe in blister pack	2 – 8	55	15 – 25	45
Carton	2 – 8	155	15 – 25	140

For instructions on disposal of the vaccine, see section 6.6 Special Precautions for Disposal.

4.3 CONTRAINDICATIONS

Hypersensitivity to the active substance or to any of the excipients listed in section 6.1 List of Excipients or in individuals with known severe allergic reactions (e.g., anaphylaxis) to a previous dose of SPIKEVAX (original), SPIKEVAX BIVALENT ORIGINAL/OMICRON (BA.1) or SPIKEVAX BIVALENT ORIGINAL/OMICRON BA.4-5.

4.4 SPECIAL WARNINGS AND PRECAUTIONS FOR USE

Traceability

In order to improve the traceability of biological medicinal products, the name and the batch number of the administered product should be clearly recorded.

Hypersensitivity and anaphylaxis

Anaphylaxis has been reported in individuals who have received SPIKEVAX (original). Appropriate medical treatment and supervision should always be readily available in case of an anaphylactic reaction following administration of the vaccine.

Close observation is recommended following vaccination as follows:

- 30 minutes:
 - People with a history of an immediate allergic reaction of any severity to another vaccine or injectable therapy.
 - People with a history of anaphylaxis due to any cause.
- 15 minutes:
 - All other persons.

Subsequent doses of the vaccine should not be given to those who have experienced anaphylaxis to an earlier dose of SPIKEVAX (original), SPIKEVAX BIVALENT ORIGINAL/OMICRON (BA.1) or SPIKEVAX BIVALENT ORIGINAL/OMICRON BA.4-5, see Section 4.3 Contraindications.

Myocarditis and pericarditis

There is an increased risk for myocarditis and pericarditis following vaccination with SPIKEVAX (original), SPIKEVAX BIVALENT ORIGINAL/OMICRON (BA.1) or SPIKEVAX BIVALENT ORIGINAL/OMICRON BA.4-5.

These conditions can develop within just a few days after vaccination and have primarily occurred within 14 days. They have been observed more often after the second dose, and more often, but not exclusively, in adolescent and young adult males. There have also been reports in females.

Available data suggest that the course of myocarditis and pericarditis following vaccination is not different from myocarditis or pericarditis in general. Available short-term follow-up data suggest that the symptoms resolve in most individuals, however, severe outcomes, including death, have been rarely reported and information on long-term sequelae is lacking.

Healthcare professionals should be alert to the signs and symptoms of myocarditis and pericarditis including atypical presentations.

Vaccine recipients should be instructed to seek immediate medical attention if they develop symptoms indicative of myocarditis or pericarditis such as (acute and persisting) chest pain, shortness of breath, or palpitations following vaccination. Additionally, non-specific symptoms such as fatigue, nausea and vomiting, abdominal pain, dizziness or syncope, oedema and cough have been reported in some recipients with myocarditis or pericarditis. Healthcare professionals should consult guidance and/or specialists to diagnose and treat this condition.

For further details, please refer to the relevant clinical guidelines developed by the Australian Technical Advisory Group on Immunisation.

Altered immunocompetence

If SPIKEVAX BIVALENT ORIGINAL/OMICRON BA.4-5 is administered to immunocompromised persons, including those receiving immunosuppressive therapy, the immune response to the vaccine may be diminished.

Anxiety-related reactions

Anxiety-related reactions, including vasovagal reactions (syncope), hyperventilation or stress-related reactions may occur in association with vaccination as a psychogenic response to the needle injection. It is important that precautions are in place to avoid injury from fainting.

Some individuals may have stress-related responses associated with the process of vaccination itself. Stress-related responses are temporary and resolve on their own. They may include dizziness, fainting, palpitations, increases in heart rate, alterations in blood pressure, feeling short of breath, tingling sensations, sweating and/or anxiety. Individuals should be advised to bring symptoms to the attention of the vaccination provider for evaluation and precautions should be in place to avoid injury from fainting.

Concurrent illness

Vaccination should be postponed in individuals suffering from acute severe febrile illness or acute infection. The presence of a minor infection and/or low-grade fever should not delay vaccination.

Thrombocytopenia and coagulation disorders

As with other intramuscular injections, the vaccine should be given with caution in individuals receiving anticoagulant therapy or those with thrombocytopenia or any coagulation disorder (such as haemophilia) because bleeding or bruising may occur following an intramuscular administration in these individuals.

Capillary leak syndrome flare-ups

A few cases of capillary leak syndrome (CLS) flare-ups have been reported in the first days after vaccination with SPIKEVAX (original). Healthcare professionals should be aware of signs and symptoms of CLS to promptly recognise and treat the condition. In individuals with a medical history of CLS, planning of vaccination should be made in collaboration with appropriate medical experts.

Duration of protection

The duration of protection afforded by the vaccine is unknown as it is still being determined by ongoing clinical trials.

Limitations of vaccine effectiveness

Individuals may not be fully protected until 14 days after their second dose. As with all vaccines, vaccination with SPIKEVAX BIVALENT ORIGINAL/OMICRON BA.4-5 may not protect all vaccine recipients.

Excipients with known effect

Sodium: This vaccine contains less than 1 mmol sodium (23 mg), that is to say, essentially 'sodium-free'.

Use in the elderly

Use of SPIKEVAX (original), SPIKEVAX BIVALENT ORIGINAL/OMICRON (BA.1) and SPIKEVAX BIVALENT ORIGINAL/OMICRON BA.4-5 in the elderly is described in Section 5.1 Pharmacodynamic Properties.

Paediatric use

The safety and efficacy of SPIKEVAX BIVALENT ORIGINAL/OMICRON BA.4-5 in children less than 12 years of age have not yet been established.

Effects on laboratory tests

No data available.

4.5 INTERACTIONS WITH OTHER MEDICINES AND OTHER FORMS OF INTERACTIONS

No interaction studies have been performed. Concomitant administration of SPIKEVAX (original), SPIKEVAX BIVALENT ORIGINAL/OMICRON (BA.1) or SPIKEVAX BIVALENT ORIGINAL/OMICRON BA.4-5 with other vaccines has not been studied.

4.6 FERTILITY, PREGNANCY AND LACTATION

Currently there is no data regarding fertility, pregnancy and lactation for SPIKEVAX BIVALENT ORIGINAL/OMICRON BA.4-5.

Effects on fertility

Animal studies with SPIKEVAX (original) do not indicate direct or indirect harmful effects with respect to reproductive toxicity in females.

In a combined fertility and developmental toxicity study, 100 micrograms of mRNA (elasomeran) and other ingredients included in a single human dose of SPIKEVAX (original) was administered to female rats by the intramuscular route on four occasions: 28 and 14 days prior to mating, and on gestation days 1 and 13. SARS-CoV-2 antibody responses were present in dams from prior to mating to the end of the study on lactation day 21 as well as in fetuses and offspring. There were no vaccine-related adverse effects on female fertility, pregnancy, embryofetal or offspring development or postnatal development. No data are available on SPIKEVAX (original), SPIKEVAX BIVALENT ORIGINAL/OMICRON (BA.1) or SPIKEVAX BIVALENT ORIGINAL/OMICRON BA.4-5 vaccine placental transfer or excretion in milk. The effect on male fertility has not been determined.

Use in pregnancy – Pregnancy Category B1

A large amount of observational data from pregnant women vaccinated with SPIKEVAX (original) during the second and third trimester has not shown an increase in adverse pregnancy outcomes. While data on pregnancy outcomes following vaccination during the first trimester are presently limited, no increased risk for miscarriage has been seen. Animal studies do not indicate direct or indirect harmful effects with respect to pregnancy, embryo/foetal development, parturition or post-natal development (see 4.6 Fertility, pregnancy and lactation, Effects on fertility). SPIKEVAX BIVALENT ORIGINAL/OMICRON BA.4-5 can be used during pregnancy.

Use in lactation

No effects on the breastfed newborn/infant are anticipated since the systemic exposure of the breastfeeding woman to SPIKEVAX BIVALENT ORIGINAL/OMICRON BA.4-5 is negligible. Observational data from women who were breastfeeding after vaccination have not shown a risk for adverse effects in breastfed newborns/infants. SPIKEVAX BIVALENT ORIGINAL/OMICRON BA.4-5 can be used during breastfeeding.

4.7 EFFECTS ON ABILITY TO DRIVE AND USE MACHINES

SPIKEVAX BIVALENT ORIGINAL/OMICRON BA.4-5 has no or negligible influence on the ability to drive and use machines. However, some of the effects mentioned under section 4.8 Adverse Effects (Undesirable Effects) may temporarily affect the ability to drive or use machines.

4.8 ADVERSE EFFECTS (UNDESIRABLE EFFECTS)

Summary of the safety profile

SPIKEVAX BIVALENT ORIGINAL/OMICRON BA.4-5 booster dose

The safety, reactogenicity, and immunogenicity of a bivalent booster dose of SPIKEVAX BIVALENT ORIGINAL/OMICRON BA.4-5 are evaluated in an ongoing Phase 2/3 open-label study in participants 18 years of age and older (mRNA-1273-P205). In this study, 511 participants received a booster dose of SPIKEVAX BIVALENT ORIGINAL/OMICRON BA.4-5 (50 micrograms), and 376 participants received a booster dose of SPIKEVAX (original) (50 micrograms).

Safety data is based on an interim analysis with a median follow-up duration of 37 days. The SPIKEVAX BIVALENT ORIGINAL/OMICRON BA.4-5 booster had a reactogenicity profile similar to that of the SPIKEVAX (original) booster given as a second booster dose. The frequency of adverse reactions after immunisation with SPIKEVAX BIVALENT ORIGINAL/OMICRON BA.4-5 was also similar or lower relative to that of a first booster dose of SPIKEVAX (original) (50 micrograms) and relative to the second dose of the SPIKEVAX (original) primary series (100 micrograms). No new safety signals were identified. The incidence of solicited adverse reactions did not appear to be increased in participants with prior SARS-CoV-2 infection when compared to participants without infection before receipt of the booster dose.

SPIKEVAX BIVALENT ORIGINAL/OMICRON (BA.1) booster dose

The safety, reactogenicity, and immunogenicity of a bivalent booster dose of SPIKEVAX BIVALENT ORIGINAL/OMICRON (BA.1) are evaluated in an ongoing Phase 2/3 open-label study in participants 18 years of age and older (mRNA-1273-P205). In this study, 437 participants received the SPIKEVAX

BIVALENT ORIGINAL/OMICRON (BA.1) 50 microgram booster dose, and 377 participants received the SPIKEVAX (original) 50 microgram booster dose.

The SPIKEVAX BIVALENT ORIGINAL/OMICRON (BA.1) booster had a reactogenicity profile similar to that of the SPIKEVAX (original) booster given as a second booster dose. The frequency of adverse reactions after immunisation with SPIKEVAX BIVALENT ORIGINAL/OMICRON (BA.1) was also similar or lower relative to that of a first booster dose of SPIKEVAX (original) (50 micrograms) and relative to the second dose of the SPIKEVAX (original) primary series (100 micrograms). No new safety signals were identified.

SPIKEVAX (original)

Participants 18 years of age and older

The safety of SPIKEVAX (original) was evaluated in an ongoing Phase 3 randomised, placebo-controlled, observer-blind clinical study conducted in the United States involving 30,351 participants 18 years of age and older who received at least one dose of SPIKEVAX (original) (n=15,185) or placebo (n=15,166) (Study P301, NCT04470427). At the time of vaccination, the mean age of the population was 52 years (range 18-95); 22,831 (75.2%) of participants were 18 to 64 years of age and 7,520 (24.8%) of participants were 65 years of age and older.

Solicited adverse reactions were reported more frequently among vaccine participants than placebo. The most frequently reported adverse reactions were pain at the injection site (92%), fatigue (70%), headache (64.7%), myalgia (61.5%), arthralgia (46.4%), chills (45.4%), nausea/vomiting (23%), axillary swelling/tenderness (19.8%), fever (15.5%), injection site swelling (14.7%) and redness (10%). Adverse reactions were usually mild or moderate in intensity and resolved within a few days after vaccination. A slightly lower frequency of reactogenicity events was associated with greater age.

Delayed injection site reactions that began >7 days after vaccination were reported in 1.2% of vaccine recipients and 0.4% of placebo recipients. Delayed injection site reactions included pain, erythema, and swelling, and are likely related to vaccination.

Overall, there was a higher incidence of some adverse reactions in younger age groups: the incidence of axillary swelling/tenderness, fatigue, headache, myalgia, arthralgia, chills, nausea/vomiting, and fever was higher in adults aged 18 to < 65 years than in those aged 65 years and above. Grade 3 solicited local adverse reactions were more frequently reported after Dose 2 than after Dose 1. Systemic adverse reactions were reported more frequently by vaccine participants after Dose 2 than after Dose 1. Grade 3 systemic adverse reactions (fatigue, myalgia, arthralgia, and headache) were reported more frequently after Dose 2 than after Dose 1.

Immunocompromised participants 18 years of age and older

From an independent report (*Hall VG, Ferreira VH, Ku T et al. Randomized Trial of a Third Dose of mRNA-1273 Vaccine in Transplant Recipients. N Engl J Med*) in 60 participants who had undergone various solid organ transplant procedures (heart, kidney, kidney-pancreas, liver, lung, pancreas) a median of 3.57 years previously (range 1.99-6.75 years) who received a third vaccine dose, the adverse event profile was similar to that after the second dose and no grade 3 or grade 4 events were reported.

Adolescents 12 -17 years of age

Safety data for SPIKEVAX (original) in adolescents were collected in an ongoing Phase 2/3 randomised, placebo-controlled, observer-blind clinical study with multiple parts conducted in the United States. The first portion of the study involved 3,726 participants 12 through 17 years of age who received at least one dose of SPIKEVAX (original) (n=2,486) or placebo (n=1,240) (Study P203, NCT04649151). Overall, 51.4% were male, 48.6% were female, 11.6% were Hispanic or Latino, 83.9% were White, 3.4% were African American, 5.9% were Asian, 0.5% were American Indian or Alaska Native, <0.1% were Native Hawaiian or Pacific Islander, 1.0% were other races, and 4.5% were multiracial. Demographic characteristics were similar among participants who received SPIKEVAX (original) and those who received placebo.

In the SPIKEVAX (original) group and the placebo group, the median follow-up time after the second injection was 53 days and 51 days, respectively.

In a clinical study, the most frequent adverse reactions in adolescents 12 to 17 years of age were injection site pain (97%), headache (78%), fatigue (75%), myalgia (54%), chills (49%), axillary swelling/tenderness (35%), arthralgia (35%), nausea/vomiting (29%), injection site swelling (28%), injection site erythema (26%), and fever (14%).

This study transitioned to an open-label Phase 2/3 study in which 1,346 participants 12 years through 17 years of age received a booster dose of SPIKEVAX (original) at least 5 months after the second dose of the primary series. No additional adverse reactions were identified in the open-label portion of the study.

Tabulated list of adverse reactions from clinical studies and post-authorisation experience in individuals 6 years of age and older

The safety profile presented below is based on data generated in several placebo-controlled clinical studies:

- 30,346 adults \geq 18 years of age
- 3,726 participants 12 through 17 years of age
- 4,002 participants 6 through 11 years of age
- and post-marketing experience.

Adverse reactions reported are listed according to the following frequency convention:

Very common (\geq 1/10)

Common (\geq 1/100 to <1/10)

Uncommon (\geq 1/1,000 to <1/100)

Rare (\geq 1/10,000 to <1/1,000)

Very rare (<1/10,000)

Not known (cannot be estimated from the available data)

Within each frequency grouping, adverse reactions are presented in order of decreasing seriousness (Table 5).

Table 5: Adverse reactions from SPIKEVAX (original) clinical trials and post authorisation experience in individuals 6 years of age and older

MedDRA system organ class	Frequency	Adverse reaction(s)
Blood and lymphatic system disorders	Very common	Lymphadenopathy*
Immune system disorders	Not known	Anaphylaxis Hypersensitivity
Nervous system disorders	Very common	Headache
	Uncommon	Dizziness
	Rare	Acute peripheral facial paralysis‡ Hypoaesthesia Paraesthesia
Cardiac disorders	Very rare	Myocarditis Pericarditis
Gastrointestinal disorders	Very common	Nausea/vomiting
Skin and subcutaneous tissue disorders	Common	Rash
	Rare	Acute and delayed urticaria
Musculoskeletal and connective tissue disorders	Very common	Myalgia Arthralgia
Reproductive system and breast disorders	Not known	Heavy menstrual bleeding^
General disorders and administration site conditions	Very common	Injection site pain Fatigue Chills Axillary swelling/tenderness Pyrexia Injection site swelling Injection site erythema
	Common	Injection site urticaria Injection site rash Delayed injection site reaction§
	Uncommon	Injection site pruritus
	Rare	Facial swelling¶

*Lymphadenopathy was captured as axillary lymphadenopathy on the same side as the injection site. Other lymph nodes (e.g., cervical, supraclavicular) were affected in some cases.

‡Throughout the safety follow-up period, acute peripheral facial paralysis (or palsy) was reported by three adult participants in the vaccine group and one adult participant in the placebo group. Onset in the vaccine group participants was 22 days, 28 days, and 32 days after Dose 2.

^ Most cases appeared to be non-serious and temporary in nature.

§ Median time to onset was 9 days after the first injection, and 11 days after the second injection. Median duration was 4 days after the first injection, and 4 days after the second injection.

¶ There were two serious adverse events of facial swelling in adult vaccine recipients with a history of injection of dermatological fillers. The onset of swelling was reported 1 and 2 days, respectively, after vaccination.

The reactogenicity and safety profile in 343 subjects receiving SPIKEVAX (original), that were seropositive for SARS-CoV-2 at baseline, was comparable to that in subjects seronegative for SARS-CoV-2 at baseline.

Participants 18 years of age and older (SPIKEVAX (original) booster dose)

The safety, reactogenicity, and immunogenicity of a booster dose of SPIKEVAX (original) are evaluated in an ongoing Phase 2, randomised, observer-blind, placebo-controlled, dose-confirmation study in participants 18 years of age and older (NCT04405076). In this study, 198 participants received two doses (0.5 mL, 100 micrograms 1 month apart) of the SPIKEVAX (original) vaccine primary series. In an open-label phase of this study, 167 of those participants received a single booster dose (0.25 mL, 50 micrograms) at least 6 months after receiving the second dose of the primary series. The solicited adverse reaction profile for the booster dose (0.25 mL, 50 micrograms) was similar to that after the second dose in the primary series.

Booster dose of SPIKEVAX (original) following primary vaccination with another authorised or approved COVID-19 vaccine

The safety of a SPIKEVAX (original) (0.25 mL) booster dose in individuals who completed primary vaccination with another authorised or approved COVID-19 Vaccine (heterologous booster dose) is inferred from the safety of a SPIKEVAX (original) (0.25 mL) booster dose administered following completion of a SPIKEVAX (original) primary series (homologous booster dose) and from data from an independent Phase 1/2 open-label clinical trial (NCT04889209) conducted in the United States that evaluated a heterologous booster dose (0.5 mL) of SPIKEVAX (original). In this study, adults who had completed primary vaccination with a SPIKEVAX (original) 2-dose series (N=151), a COVID-19 Vaccine Janssen single dose (N=156), or a COMIRNATY 2-dose series (N=151) at least 12 weeks prior to enrolment and who reported no history of SARS-CoV-2 infection were randomised 1:1:1 to receive a booster dose of one of three vaccines: SPIKEVAX (original) (0.5 mL), COVID-19 Vaccine Janssen, or COMIRNATY. Adverse events were assessed through 28 days after the booster dose. An overall review of adverse reactions reported following the SPIKEVAX (original), heterologous booster dose (0.5 mL) did not identify any new safety concerns, as compared with adverse reactions reported following SPIKEVAX (original) primary series doses or homologous booster dose (0.25 mL).

Selected adverse reactions

Myocarditis

SPIKEVAX BIVALENT ORIGINAL/OMICRON (BA.1) and SPIKEVAX BIVALENT ORIGINAL/OMICRON BA.4-5

The risk of myocarditis after a booster dose of SPIKEVAX BIVALENT ORIGINAL/OMICRON (BA.1) and SPIKEVAX BIVALENT ORIGINAL/OMICRON BA.4-5 has not yet been fully characterised, however myocarditis and pericarditis have been reported following booster doses of SPIKEVAX (original).

SPIKEVAX (original)

The increased risk of myocarditis after vaccination with SPIKEVAX (original) is highest in younger males (see section 4.4 Special warnings and precautions for use). There have also been reports in females.

Two large European pharmacoepidemiological studies have estimated the excess risk in younger males following the second dose of SPIKEVAX (original). One study showed that in a period of 7 days after the second dose, there were about 1.316 (95% CI 1.299 – 1.333) extra cases of myocarditis in 12 to 29 year old males per 10,000 compared to unexposed persons. In another study, in a period of 28 days after the second dose, there were 1.88 (95% CI 0.956 – 2.804) extra cases of myocarditis in 16 to 24 year old males per 10,000 compared to unexposed persons.

Myocarditis and pericarditis have been reported following booster doses of SPIKEVAX (original).

Reporting suspected adverse effects

Reporting suspected adverse reactions after registration of the medicinal product is important. It allows continued monitoring of the benefit-risk balance of the medicinal product. Healthcare professionals are asked to report any suspected adverse reactions at www.tga.gov.au/reporting-problems.

4.9 OVERDOSE

No case of overdose has been reported.

For information on the management of overdose, contact the Poisons Information Centre on 13 11 26 (Australia).

5 PHARMACOLOGICAL PROPERTIES

5.1 PHARMACODYNAMIC PROPERTIES

Pharmacotherapeutic group: Vaccine, other viral vaccines, ATC code: J07BX03

Mechanism of action

SPIKEVAX (original) (elasomeran) and SPIKEVAX BIVALENT ORIGINAL/OMICRON (BA.1) (elasomeran/imelasomeran) both contain mRNA encapsulated in lipid nanoparticles. The mRNA encodes for the full-length SARS-CoV-2 spike protein modified with 2 proline substitutions within the heptad repeat 1 domain (S-2P) to stabilise the spike protein into a prefusion conformation. After intramuscular injection, cells at the injection site and the draining lymph nodes take up the lipid nanoparticle, effectively delivering the mRNA sequence into cells for translation into viral spike protein. The delivered mRNA does not enter the cellular nucleus or interact with the genome, is nonreplicating, and is expressed transiently mainly by dendritic cells and subcapsular sinus macrophages. The expressed, membrane-bound spike protein of SARS-CoV-2 is then recognised by immune cells as a foreign antigen. This elicits both T-cell and B-cell responses to generate neutralising antibodies, which may contribute to protection against COVID-19.

The nucleoside-modified mRNA in SPIKEVAX BIVALENT ORIGINAL/OMICRON BA.4-5 (elasomeran/davesomeran) is formulated in lipid particles, which enable delivery of the nucleoside-

modified mRNA into host cells to allow expression of the SARS-CoV-2 S antigen. The vaccine elicits an immune response to the S antigen, which protects against COVID-19.

Clinical trials

SPIKEVAX BIVALENT ORIGINAL/OMICRON BA.4-5

Immunogenicity in participants 18 years of age and older – after SPIKEVAX BIVALENT ORIGINAL/OMICRON BA.4-5 booster dose (0.5 mL, 50 micrograms)

The safety, reactogenicity, and immunogenicity of a SPIKEVAX BIVALENT ORIGINAL/OMICRON BA.4-5 booster dose are evaluated in an ongoing Phase 2/3 open-label study in participants 18 years of age and older (mRNA-1273-P205). In this study, 511 participants received the SPIKEVAX BIVALENT ORIGINAL/OMICRON BA.4-5 50 microgram booster dose, and 376 participants received the SPIKEVAX (original) 50 microgram booster dose.

Study P205 Part H evaluated the safety, reactogenicity and immunogenicity of SPIKEVAX BIVALENT ORIGINAL/OMICRON BA.4-5 when administered as a second booster dose to adults who previously received 2 doses of SPIKEVAX (original) (100 micrograms) as a primary series and a first booster dose of SPIKEVAX (original) (50 micrograms). In P205 Part F, study participants received SPIKEVAX (original) (50 micrograms) as a second booster dose and the Part F group serves as a within-study, non-contemporaneous comparator group to the SPIKEVAX BIVALENT ORIGINAL/OMICRON BA.4-5 group.

Immunogenicity was used to infer vaccine effectiveness of SPIKEVAX BIVALENT ORIGINAL/OMICRON BA.4-5. The bivalent booster vaccine SPIKEVAX BIVALENT ORIGINAL/OMICRON BA.4-5 elicited superior neutralising antibody responses against Omicron BA.4/5, compared to SPIKEVAX (original), regardless of SARS-CoV-2 infection pre-booster.

In this study, the primary immunogenicity analysis was based on the primary immunogenicity set which includes participants with no evidence of SARS-CoV-2 infection at baseline (pre-booster). [Table 6](#) presents the summary of the neutralising antibody titres (ID_{50}) against Omicron BA.4/BA.5 and Ancestral SARS-CoV-2 (D614G) for participants without prior SARS-CoV-2 infection who received either SPIKEVAX BIVALENT ORIGINAL/OMICRON BA.4-5 (Part H) or SPIKEVAX (original) (Part F) as a second booster dose.

Table 6: Ancestral SARS-CoV-2 (D614G) and Omicron (BA.4/BA.5) neutralising antibody titres (ID_{50}) - SPIKEVAX BIVALENT ORIGINAL/OMICRON BA.4-5 50 µg and SPIKEVAX (original) 50 µg

administered as second booster doses – per-protocol immunogenicity - SARS-CoV-2 negative set (participants without infection at pre-booster)

	Omicron BA.4/5		Ancestral SARS-CoV-2	
	P205 Part H	P205 Part F	P205 Part H	P205 Part F
	SPIKEVAX BIVALENT ORIGINAL / OMICRON BA.4-5 50 µg (N=209)	SPIKEVAX (original) 50 µg (N=259)	SPIKEVAX BIVALENT ORIGINAL / OMICRON BA.4-5 50 µg (N=209)	SPIKEVAX (original) 50 µg (N=259)
Antibody: PsVNA nAb ID₅₀ titres				
Pre-booster, n	209	259	209	259
Observed GMT (95% CI) ^a	87.9 (72.2, 107.1)	136.1 (116.3, 159.3)	796.9 (678.7, 935.8)	1515.4 (1347.5, 1704.2)
Day 29, n	209	259	209	259
Observed GMT (95% CI) ^a	2324.6 (1921.2, 2812.7)	488.5 (427.4, 558.4)	7322.4 (6386.2, 8395.7)	5651.4 (5055.7, 6317.3)
Observed GMFR (95% CI) ^a	26.4 (22.0, 31.9)	3.6 (3.3, 4.0)	9.2 (7.9, 10.6)	3.7 (3.4, 4.1)
GLSM [estimated GMT] (95% CI) ^b	2747.3 (2399.2, 3145.9)	436.7 (389.1, 490.0)	9555.8 (8593.6, 10625.7)	4882.2 (4457.7, 5347.1)
GMR (95% CI)^b	6.29 (5.27, 7.51)		1.96 (1.70, 2.25)	

Abbreviations: CI = confidence interval; GLSM = geometric least squares mean; GMFR = geometric mean fold-rise; GMR = geometric mean ratio; GMT = geometric mean titre; ID₅₀ = 50% inhibitory dilution; LLOQ = lower limit of quantification; nAb = neutralising antibodies; PsVNA = pseudotyped virus neutralisation assay; SARS-CoV-2 = severe acute respiratory syndrome-2; n = number of participants with non-missing data at the corresponding timepoint.

^a 95% CI is calculated based on the t-distribution of the log-transformed values or the difference in the log-transformed values for GM value and GM fold-rise, respectively, then back transformed to the original scale for presentation.

^b Based on ANCOVA modeling; the model includes adjustment for treatment group, pre-booster antibody titres, and age groups.

Table 7 presents the summary of the neutralising antibody titres (ID₅₀) against Omicron BA.4/BA.5 and Ancestral SARS-CoV-2 (D614G) for participants with prior SARS-CoV-2 infection who received either SPIKEVAX BIVALENT ORIGINAL/OMICRON BA.4-5 (Part H) or SPIKEVAX (original) (Part F) as a second booster dose.

Table 7: Ancestral SARS-CoV-2 (D614G) and Omicron (BA.4/BA.5) neutralising antibody titres (ID₅₀) - SPIKEVAX BIVALENT ORIGINAL/OMICRON BA.4-5 50 µg and SPIKEVAX (original) 50 µg

administered as second booster doses – per-protocol immunogenicity - SARS-CoV-2 positive set (participants with infection at pre-booster)

	Omicron BA.4/5		Ancestral SARS-CoV-2	
	P205 Part H	P205 Part F	P205 Part H	P205 Part F
	SPIKEVAX BIVALENT ORIGINAL / OMICRON BA.4-5 50 µg (N=274)	SPIKEVAX (original) 50 µg (N=99)	SPIKEVAX BIVALENT ORIGINAL / OMICRON BA.4-5 50 µg (N=274)	SPIKEVAX (original) 50 µg (N=99)
Antibody: PsVNA nAb ID₅₀ titres				
Pre-booster, n	274	99	274	99
Observed GMT (95% CI) ^a	710.2 (606.9, 831.1)	616.8 (453.1, 839.8)	2841.1 (2475.0, 3261.4)	3649.5 (2758.5, 4828.2)
Day 29, n	274	99	274	99
Observed GMT (95% CI) ^a	6964.5 (6043.7, 8025.4)	1280.2 (996.7, 1644.3)	11197.9 (10035.1, 12495.5)	6979.3 (5585.6, 8720.9)
Observed GMFR (95% CI) ^a	9.8 (8.4, 11.4)	2.1 (1.8, 2.4)	3.9 (3.5, 4.4)	1.9 (1.6, 2.2)
GLSM [estimated GMT] (95% CI) ^b	7607.7 (6607.4, 8759.5)	1490.2 (1217.3, 1824.4)	12659.4 (11361.6, 14105.4)	6872.8 (5877.7, 8036.2)
GMR (95% CI)^b	5.11 (4.10, 6.36)		1.84 (1.56, 2.18)	

Abbreviations: CI = confidence interval; GLSM = geometric least squares mean; GMFR = geometric mean fold-rise; GMR = geometric mean ratio; GMT = geometric mean titre; ID₅₀ = 50% inhibitory dilution; LLOQ = lower limit of quantification; nAb = neutralising antibodies; PsVNA = pseudotyped virus neutralisation assay; SARS-CoV-2 = severe acute respiratory syndrome-2; n = number of participants with non-missing data at the corresponding timepoint.

^a 95% CI is calculated based on the t-distribution of the log-transformed values or the difference in the log-transformed values for GM value and GM fold-rise, respectively, then back transformed to the original scale for presentation.

^b Based on ANCOVA modeling; the model includes adjustment for treatment group, pre-booster antibody titres, and age groups.

SPIKEVAX BIVALENT ORIGINAL/OMICRON (BA.1)

Immunogenicity in participants 18 years of age and older – after SPIKEVAX BIVALENT ORIGINAL/OMICRON (BA.1) booster dose (0.5 mL, 50 micrograms)

The safety, reactogenicity, and immunogenicity of a bivalent booster dose of SPIKEVAX BIVALENT ORIGINAL/OMICRON (BA.1) are evaluated in an ongoing Phase 2/3 open-label study in participants 18 years of age and older (mRNA-1273-P205). In this study, 437 participants received the SPIKEVAX BIVALENT ORIGINAL/OMICRON (BA.1) 50 microgram booster dose, and 377 participants received the SPIKEVAX (original) 50 microgram booster dose.

Study P205 Part G evaluated the safety, reactogenicity and immunogenicity of the SPIKEVAX BIVALENT ORIGINAL/OMICRON (BA.1) vaccine when administered as a second booster dose to

adults who previously received 2 doses of SPIKEVAX (original) (100 micrograms) as a primary series and a booster dose of SPIKEVAX (original) (50 micrograms) at least 3 months prior to enrollment. In P205 Part F, study participants received SPIKEVAX (original) (50 micrograms) as a second booster dose and the Part F group serves as a within-study, non-contemporaneous comparator group to the SPIKEVAX BIVALENT ORIGINAL/OMICRON (BA.1) group.

In this study, the primary immunogenicity analysis was based on the primary immunogenicity set which includes participants with no evidence of SARS-CoV-2 infection at baseline (pre-booster).

SPIKEVAX (original)

Clinical efficacy of SPIKEVAX (original) in adults

Study P301 was a randomised, placebo-controlled, observer-blind Phase 3 clinical study (NCT04470427) that excluded individuals who were immunocompromised or who had received immunosuppressants within 6 months, as well as participants who were pregnant, or with a known history of SARS-CoV-2 infection. Participants with stable HIV disease were not excluded. Influenza vaccines could be administered 14 days before or 14 days after any dose of SPIKEVAX (original). Participants were also required to observe a minimum interval of 3 months after receipt of blood/plasma products or immunoglobulins prior to the study in order to receive either placebo or SPIKEVAX (original).

A total of 30,351 subjects were followed for a median of 92 days (range: 1-122) for the development of COVID-19 disease.

COVID-19 was defined as symptomatic COVID-19 requiring positive RT-PCR result and at least 2 systemic symptoms or 1 respiratory symptom. Cases starting 14 days after the second dose.

The primary efficacy analysis population (referred to as the Per Protocol Set or PPS), included 28,207 subjects who received either SPIKEVAX (original) (n=14,134) or placebo (n=14,073) and had a negative baseline SARS-CoV-2 status. The PPS study population included 47.4% female, 52.6% male, 79.5% White, 9.7% African American, 4.6% Asian, and 6.2% other. 19.7% of participants identified as Hispanic or Latino. The median age of subjects was 53 years (range 18-94). A dosing window of -7 to +14 days for administration of the second dose (scheduled at day 29) was allowed for inclusion in the PPS. 98% of vaccine recipients received the second dose 25 days to 35 days after dose 1 (corresponding to -3 to +7 days around the interval of 28 days).

COVID-19 cases were confirmed by Reverse Transcriptase Polymerase Chain Reaction (RT PCR) and by a Clinical Adjudication Committee. Vaccine efficacy overall and by key age groups are presented in [Table 8](#).

Table 8: Vaccine efficacy analysis: confirmed COVID-19# regardless of severity starting 14 days after the 2nd dose – per-protocol set

Age group (years)	SPIKEVAX (original)			Placebo			% Vaccine efficacy (95% CI)*
	Subjects N	COVID-19 cases N	Incidence rate of COVID-19 per 1000 person-years	Subjects N	COVID-19 cases N	Incidence rate of COVID-19 per 1000 person-years	
Overall (≥18)	14,134	11	3.328	14,073	185	56.510	94.1 (89.3, 96.8)**
18 to <65	10,551	7	2.875	10,521	156	64.625	95.6 (90.6, 97.9)
≥65	3,583	4	4.595	3,552	29	33.728	86.4 (61.4, 95.2)
≥65 to <75	2,953	4	5.586	2,864	22	31.744	82.4 (48.6, 93.9)
≥75	630	0	0	688	7	41.968	100% (NE, 100)

COVID-19: symptomatic COVID-19 requiring positive RT-PCR result and at least 2 systemic symptoms or 1 respiratory symptom. Cases starting 14 days after the 2nd dose.

*Vaccine efficacy and 95% confidence interval (CI) from the stratified Cox proportional hazard model ** CI not adjusted for multiplicity. Multiplicity adjusted statistical analyses were carried out in an interim analysis based on less COVID-19 cases, not reported here.

Among all subjects in the PPS, no cases of severe COVID-19 were reported in the vaccine group compared with 30 of 185 (16%) cases reported in the placebo group. Of the 30 participants with severe disease, 9 were hospitalised, 2 of which were admitted to an intensive care unit. The majority of the remaining severe cases fulfilled only the oxygen saturation (SpO₂) criterion for severe disease (≤ 93% on room air).

The vaccine efficacy of SPIKEVAX (original) to prevent COVID-19, regardless of prior SARS-CoV-2 infection (determined by baseline serology and nasopharyngeal swab sample testing) from 14 days after Dose 2 was 93.6% (95% confidence interval 88.5, 96.4%).

Additionally, subgroup analyses of the primary efficacy endpoint showed similar efficacy point estimates across genders, ethnic groups, and participants with medical comorbidities associated with high risk of severe COVID-19.

Clinical efficacy of SPIKEVAX (original) in adolescents 12 through 17 years of age

Study P203 is an ongoing Phase 2/3 randomised, placebo-controlled, observer-blind, clinical study (NCT04649151) to evaluate the safety, reactogenicity, and effectiveness of SPIKEVAX (original) in adolescents ages 12 to 17 years in the United States. Participants with a known history of SARS-CoV-2 infection were excluded from the study. A total of 3,732 participants were randomised 2:1 to receive 2 doses of SPIKEVAX (original) or saline placebo 1 month apart. Participants will be followed for efficacy and safety until 1 year after the second dose.

A secondary efficacy analysis was performed in 3,236 participants who received at least Dose 1 of either SPIKEVAX (original) (n=2,163) or placebo (n=1,073), and had a negative baseline SARS-CoV-2

status (referred to as the modified Intent-to-Treat Set). In the mITT set, 48.5% were female, 11.2% were Hispanic or Latino, 83.9% were White, 2.8% were African American, 6.3% were Asian, and 0.9% other races. Between participants who received SPIKEVAX (original) and those who received placebo, there were no notable differences in demographics or pre-existing medical conditions.

COVID-19 was defined as the presence of at least one symptom from a list of COVID-19 symptoms occurring at least 14 days after Dose 1 and a positive nasopharyngeal (NP) swab or saliva sample for SARS-CoV-2 by RT-PCR (reverse transcription-polymerase chain reaction). Listed symptoms were fever (temperature > 38°C/≥ 100.4°F), or chills, cough, shortness of breath or difficulty breathing, fatigue, muscle aches, or body aches, headache, new loss of taste or smell, sore throat, congestion or runny nose, nausea, or vomiting or diarrhoea.

There were 2 COVID-19 cases in the SPIKEVAX (original) group and 13 cases in the placebo group, with a vaccine efficacy of 92.7% (95% confidence interval of 67.8% to 99.2%).

Immunogenicity in adolescents 12 through 17 years of age – after SPIKEVAX (original) primary vaccination

In Study P203 (NCT04649151), an analysis was conducted of SARS-CoV-2 50% neutralising titers and seroresponse rates 28 days after Dose 2 in a subset of adolescents aged 12 through 17 in Study P203 and in participants aged 18 through 25 in Study P301 who had no immunologic or virologic evidence of prior COVID-19 at baseline. Noninferior immune responses and seroresponse rates were demonstrated in a comparison of adolescents aged 12 through 17 years to participants aged 18 through 25 (Table 9).

Table 9: Summary of geometric mean titer and seroresponse rate – comparison of adolescents 12 through 17 years of age to participants 18 through 25 years of age – per-protocol immunogenicity subset

Assay	Time point	SPIKEVAX (original)		12-17 years/18-25 years	
		12 – 17 years N=340	18-25 years N=305	GMR (95% CI)**	Met noninferiority objective (Y/N)***
		GLSM (95% CI)*	GLSM (95% CI)*		
SARS-CoV-2 neutralisation assay – ID50 (titer)****	28 days after Dose 2	1401.7 (1276.3, 1539.4)	1301.3 (1177.0, 1438.8)	1.08 (0.94, 1.24)	Y
		Seroresponse % (95% CI)* 98.8 (97.0, 99.7) †	Seroresponse % (95% CI)* 98.6 (96.6, 99.6) †	Difference in seroresponse rate % (95% CI) # 0.2 (-1.8, 2.4)	

GLSM = Geometric least squares mean

GMR = Geometric mean ratio

n = Number of subjects with non-missing data at the corresponding timepoint

* Antibody values reported as below the lower limit of quantification (LLOQ) are replaced by 0.5 x LLOQ. Values greater than the upper limit of quantification (ULOQ) are replaced by the ULOQ if actual values are not available.

** The log-transformed antibody levels are analysed using an analysis of covariance (ANCOVA) model with the group variable (adolescents in Study P203 and young adults in Study P301) as fixed effect. The resulted LS means, difference of LS means, and 95% CI are back transformed to the original scale for presentation.

*** Noninferiority is declared if the lower bound of the 2-sided 95% CI for the GMR is greater than 0.67 and the lower bound of the 2-sided 95% CI for difference in seroresponse rate is greater than -10%.

**** SARS-CoV-2 50% inhibitory dose (ID50) neutralisation titers were determined using a SARS-CoV-2 Spike-Pseudotyped Virus Neutralisation Assay. Quantification of SARS-CoV-2 neutralising antibodies utilises lentivirus particles expressing SARS-CoV-2 Spike protein on their surface and contains a firefly luciferase (Luc) reporter gene for quantitative measurements of infection by relative luminescence units (RLU). Neutralisation is measured as the serum dilution at which RLU is reduced by 50% (ID50) relative to mean RLU in virus control wells virus but after subtraction of mean RLU in cell control wells.

¶ Seroresponse due to vaccination specific to pseudovirus neutralising antibody ID50 titer at a subject level is defined as a change from below LLOQ to equal or above LLOQ, or at least a 3.3-fold rise if baseline is equal to or above LLOQ.

Difference in seroresponse rate 95% CI is calculated using the Miettinen-Nurminen (score) confidence limits.

Immunogenicity in participants 12 years through 17 years of age – after SPIKEVAX (original) booster dose

The primary immunogenicity objective of the booster phase of this study was to infer effectiveness of the booster dose in participants 12 years through 17 years of age by comparing post-booster immune responses (Day 29) to those obtained post-dose 2 of the primary series (Day 57) in young adults (18 to 25 years of age) in the adult study. Effectiveness of the 50 microgram SPIKEVAX (original) booster dose is inferred if post-booster dose immune responses (nAb geometric mean concentration [GMC] and seroresponse rate [SRR]) meet prespecified noninferiority criteria (for both GMC and SRR) compared to those measured following completion of the 100 microgram SPIKEVAX (original) primary series among a subset of young adults (18 to 25 years) in the pivotal adult efficacy study.

In an open-label phase of this study, participants 12 years through 17 years of age received a single booster dose at least 5 months after completion of the primary series (two doses 1 month apart). The primary immunogenicity analysis population included 257 booster dose participants in this study and a random subset of 295 participants from the young adult study (ages ≥ 18 to ≤ 25 years) who previously completed a primary vaccination series of two doses 1 month apart of SPIKEVAX (original). Both groups of participants included in the analysis population had no serologic or virologic evidence of SARS-CoV-2 infection prior to the first primary series dose and prior to the booster dose, respectively.

The GMR of the adolescent booster dose Day 29 GMC compared with young adults: Day 57 GMR was 5.1 (95% CI: 4.5, 5.8), meeting the noninferiority criteria (i.e., lower bound of the 95% CI >0.667 ($1/1.5$); point estimate ≥ 0.8); the SRR difference was 0.7% (95% CI: -0.8, 2.4), meeting the noninferiority criteria (lower bound of the 95% of the SRR difference $>-10\%$).

In the 257 participants, pre-booster (booster dose-Day 1) nAb GMC was 400.4 (95% CI: 370.0, 433.4); on BD-Day 29, the GMC was 7172.0 (95% CI: 6610.4, 7781.4). Post-booster booster dose-Day 29 GMC increased approximately 18-fold from pre-booster GMC, demonstrating the potency of the booster dose to adolescents. The SRR was 100 (95% CI: 98.6, 100.0).

The prespecified success criteria for the primary immunogenicity objective were met, thus enabling the inference of vaccine effectiveness from the adult study.

Immunogenicity of SPIKEVAX (original) in immunocompromised recipients

From an independent report (*Hall VG, Ferreira VH, Ku T et al. Randomized Trial of a Third Dose of mRNA-1273 Vaccine in Transplant Recipients. N Engl J Med*), a separate randomised controlled study has been conducted in 120 participants who had undergone various solid organ transplant procedures (heart, kidney, kidney-pancreas, liver, lung, pancreas) a median of 3.57 years previously (range 1.99-6.75 years). A third dose (0.5 mL) of SPIKEVAX (original) was administered to 60 participants approximately 2 months after they had received a second dose; saline placebo was given to 60 individuals for comparison (NCT04885907). Significant increases in levels of SARS-CoV-2 antibodies occurred four weeks after the third dose in 55.0% of participants in the SPIKEVAX (original) group (33 of 60) and 17.5% of participants in the placebo group (10 of 57).

Immunogenicity in participants 18 years of age and older – after SPIKEVAX (original) booster dose (0.25 mL, 50 micrograms)

The safety, reactogenicity, and immunogenicity of a booster dose of SPIKEVAX (original) are evaluated in an ongoing Phase 2, randomised, observer-blind, placebo-controlled, dose-confirmation study in participants 18 years of age and older (NCT04405076). In this study, 198 participants received two doses (0.5 mL, 100 micrograms 1 month apart) of the SPIKEVAX (original) vaccine as primary series. In an open-label phase, 149 of those participants (Per-Protocol Set) received a single booster dose (0.25 mL, 50 micrograms) at least 6 months after receiving the second dose in the primary series. A single booster dose (0.25 mL, 50 micrograms) was shown to result in a geometric mean fold rise (GMFR) of 12.99 (95% CI: 11.04, 15.29) in neutralising antibodies from pre-booster compared to 28 days after the booster dose. The GMFR in neutralising antibodies was 1.53 (95% CI: 1.32, 1.77) when compared 28 days post dose 2 (primary series) to 28 days after the booster dose.

Immunogenicity of a booster dose of SPIKEVAX (original) following primary vaccination with another authorised or approved COVID-19 vaccine in adults 18 years of age and older

Effectiveness of a SPIKEVAX (original) (0.25 mL) booster dose in individuals who completed primary vaccination with another authorised or approved COVID-19 Vaccine (heterologous booster dose) is inferred from immunogenicity data supporting effectiveness of a SPIKEVAX (original) (0.25 mL) booster dose administered following completion of a SPIKEVAX (original) primary series and from immunogenicity data from an independent Phase 1/2 open-label clinical trial (NCT04889209) conducted in the United States that evaluated a heterologous booster dose (0.5 mL) of SPIKEVAX (original). In this study, adults who had completed primary vaccination with a SPIKEVAX (original) 2-dose series (N=151), a COVID-19 Vaccine Janssen single dose (N=156), or a COMIRNATY 2-dose series (N=151) at least 12 weeks prior to enrollment and who reported no history of SARS-CoV-2 infection were randomized 1:1:1 to receive a booster dose of one of three vaccines: SPIKEVAX (original), COVID-19 Vaccine Janssen, or COMIRNATY. Neutralizing antibody titers, as measured by a pseudovirus neutralization assay using a lentivirus expressing the SARS-CoV-2 Spike protein with D614G mutation, were assessed on Day 1 prior to administration of the booster dose and on Day 15 after the booster dose. A booster response to SPIKEVAX (original) (0.5 mL) was demonstrated regardless of primary vaccination.

Elderly population

SPIKEVAX BIVALENT ORIGINAL/OMICRON BA.4-5 was assessed in 511 individuals 18 years of age and older (P205 Part H). A total of 105 of the 511 participants (20.5%) were ≥ 65 years of age. The immunogenicity results (Omicron BA.4/5 and ancestral SARS-CoV-2) were consistent between 12-64 and ≥65 years age groups.

SPIKEVAX BIVALENT ORIGINAL/OMICRON (BA.1) was assessed in 437 individuals 18 years of age and older (P205 Part G, safety analysis set), including 38 subjects 75 years of age and older. A total of 174 of the 437 participants (39.8%) were ≥ 65 years of age.

SPIKEVAX (original) was assessed in individuals 6 years of age and older, including 3,768 subjects 65 years of age and older. The efficacy of SPIKEVAX (original) was consistent between elderly (≥65 years) and adolescents and younger adult subjects (12-64 years).

5.2 PHARMACOKINETIC PROPERTIES

Not applicable

5.3 PRECLINICAL SAFETY DATA

Non-clinical data reveal no special hazard for humans based on conventional studies of repeat dose toxicity and reproductive and developmental toxicity. The full relevance of animal studies to human risk with vaccines for COVID-19 remains to be established.

Genotoxicity

The novel lipid components SM-102 and PEG-2000-DMG of SPIKEVAX (original), SPIKEVAX BIVALENT ORIGINAL/OMICRON (BA.1) and SPIKEVAX BIVALENT ORIGINAL/OMICRON BA.4-5 were negative in the bacterial reverse mutation Ames test and in vitro micronucleus test in human peripheral blood lymphocytes. A luciferase mRNA in SM102-containing lipid nanoparticles was negative in a rat bone marrow micronucleus assay (IV dose of SM-102 28.5 mg/kg, PEG-2000-DMG 2.8 mg/kg), whilst a surrogate ZIKA mRNA-based vaccine formulated in SM-102-containing lipid nanoparticles induced micronuclei in male rats, but not in females (IV dose of SM-102 60 mg/kg, PEG-2000-DMG 6 mg/kg). The weight of evidence suggests the genotoxicity potential of the novel lipid components SM-102 and PEG-2000-DMG is very low. The other components of SPIKEVAX (original), SPIKEVAX BIVALENT ORIGINAL/OMICRON (BA.1) or SPIKEVAX BIVALENT ORIGINAL/OMICRON BA.4-5 (other lipids and mRNA) are not expected to be genotoxic.

Carcinogenicity

Carcinogenicity studies were not performed. The components of the vaccine (lipids and mRNA) are not expected to have carcinogenic potential.

6 PHARMACEUTICAL PARTICULARS

6.1 LIST OF EXCIPIENTS

Heptadecan-9-yl 8-[2-hydroxyethyl-(6-oxo-6-undecyloxyhexyl)amino]octanoate
Cholesterol

Distearoylphosphatidylcholine
1,2-dimyristoyl-rac-glycero-3-methoxypolyethylene glycol-2000
Trometamol
Trometamol hydrochloride
Acetic acid
Sodium acetate trihydrate
Sucrose
Water for injections

6.2 INCOMPATIBILITIES

This medicinal product must not be mixed with other medicinal products or diluted.

6.3 SHELF LIFE

In Australia, information on the shelf life can be found on the public summary of the Australian Register of Therapeutic Goods (ARTG). The expiry date can be found on the packaging.

Unopened multidose vial:

The unopened multidose vial may be stored refrigerated at 2°C to 8°C, protected from light, for a maximum of 30 days. Once thawed the vaccine should not be re-frozen.

The unopened multidose vial may be stored at 8°C to 25°C up to 24 hours after removal from refrigerated conditions.

Punctured multidose vial:

Chemical and physical in-use stability has been demonstrated for 19 hours at 2°C to 25°C after initial puncture (within the allowed use period of 30 days at 2°C to 8°C and 24 hours at 8°C to 25°C).

Contains no antimicrobial preservative. From a microbiological point of view, the product should be used immediately. Do not refreeze.

Unopened single-dose vial:

The unopened single-dose vial may be stored refrigerated at 2°C to 8°C, protected from light, for a maximum of 30 days. Once thawed, the vaccine should not be re-frozen.

The unopened single-dose vial may be stored at 8°C to 25°C up to 24 hours after removal from refrigerated conditions.

The single-dose vial is for single use in one patient only. Discard any residue.

Pre-filled syringe:

The pre-filled syringe may be stored refrigerated at 2°C to 8°C, protected from light, for a maximum of 30 days. Once thawed the vaccine should not be re-frozen.

The pre-filled syringe may be stored at 8°C to 25°C up to 24 hours after removal from refrigerated conditions.

The prefilled syringe is for single use in one patient only. Discard any residue.

6.4 SPECIAL PRECAUTIONS FOR STORAGE

Store frozen between -50°C to -15°C.

Store in the original carton to protect from light.

Do not store below -50°C.

For storage conditions after thawing and first opening see section 6.3 Shelf Life.

Transportation of thawed multidose vials in liquid state at 2°C to 8°C

If transport at -50°C to -15°C is not feasible, available data support transportation of one or more thawed multidose vials in liquid state for up to 12 hours at 2°C to 8°C (within the 30 days shelf life at 2°C to 8°C). Once thawed and transported in liquid state at 2°C to 8°C, multidose vials should not be refrozen and should be stored at 2°C to 8°C until use.

Transportation of thawed single-dose vials in liquid state at 2°C to 8°C

If transport at -50°C to -15°C is not feasible, available data support transportation of one or more thawed single-dose vials in liquid state for up to 12 hours at 2°C to 8°C (within the 30 days shelf life at 2°C to 8°C). Once thawed and transported in liquid state at 2°C to 8°C, single-dose vials should not be refrozen and should be stored at 2°C to 8°C until use.

Transportation of thawed pre-filled syringes in liquid state at 2°C to 8°C

Pre-filled syringes can be transported at 2°C to 8°C when shipped using shipping containers that have been qualified to maintain 2° to 8°C. Once thawed and transported in liquid state at 2° to 8°C, pre-filled syringes should not be refrozen and should be stored at 2° to 8°C until use.

6.5 NATURE AND CONTENTS OF CONTAINER

Multidose vial

2.5 mL suspension in a multidose vial (type 1 or type 1 equivalent glass) with a stopper (chlorobutyl rubber) and a blue flip-off plastic cap with seal (aluminium seal).

Each vial contains 2.5 mL.

Pack size: 10 multidose vials

Single-dose vial

0.5 mL suspension in a single-dose vial (type 1 or type 1 equivalent glass) with a stopper (chlorobutyl rubber) and a blue flip-off plastic cap with seal (aluminium seal).

Each vial contains 0.5 mL.

Pack size: 10 single-dose vials

Pre-filled syringe

0.5 mL suspension in a pre-filled syringe (polymeric) with plunger stopper (coated bromobutyl rubber) and a tip cap (bromobutyl rubber, without needle).

The pre-filled syringe is packaged in 5 clear blisters containing 2 pre-filled syringes in each blister.

Each pre-filled syringe contains 0.5 mL.

Pack size: 10 pre-filled syringes

6.6 SPECIAL PRECAUTIONS FOR DISPOSAL

In Australia, any unused medicine or waste material should be disposed of in accordance with local requirements.

6.7 PHYSICOCHEMICAL PROPERTIES

CAS number

2457298-05-2 (elasomeran)

Not yet available (davesomeran)

7 MEDICINE SCHEDULE (POISONS STANDARD)

Prescription only medicine (Schedule 4)

8 SPONSOR

Moderna Australia Pty Ltd

Level 6, 60 Martin Place

Sydney

NSW, 2000

www.modernacovid19global.com/au/

Phone: 1800 344 018

Email address: apacmedinfo@modernatx.com

9 DATE OF FIRST APPROVAL

20 February 2023

10 DATE OF REVISION

14 August 2023

SUMMARY TABLE OF CHANGES

Section Changed	Summary of new information
-----------------	----------------------------

4.1	Change to indication to reflect the transition from provisional to full registration for individuals 12 years of age and older.