

The Special approval for Spikevax during public health emergency or pandemic situation by the Brunei Darussalam Medicines Control Authority (BDMCA) is for use and supply as directed by the Government of Brunei Darussalam.

▼ This medicinal product is subject to additional monitoring. This will allow quick identification of new safety information. Healthcare professionals are asked to report any suspected adverse reactions. See section 4.8 for how to report adverse reactions.

1. NAME OF THE MEDICINAL PRODUCT

Spikevax 0.1 mg/mL dispersion for injection
COVID-19 mRNA Vaccine (nucleoside modified)

2. QUALITATIVE AND QUANTITATIVE COMPOSITION

Table 1. Qualitative and quantitative composition by strength and type of container

Strength	Container	Dose(s)	Composition
Spikevax 0.1 mg/mL dispersion for injection	Multidose vial (blue flip-off cap)	5 doses of 0.5 mL each	One dose (0.5 mL) contains 50 micrograms of elasomeran, a COVID-19 mRNA Vaccine (embedded in lipid nanoparticles).
	Multidose vial (blue flip-off cap)	Maximum 10 doses of 0.25 mL each	One dose (0.25 mL) contains 25 micrograms of elasomeran, a COVID-19 mRNA Vaccine (embedded in lipid nanoparticles).

Elasomeran is a single-stranded, 5'-capped messenger RNA (mRNA) produced using a cell-free *in vitro* transcription from the corresponding DNA templates, encoding the viral spike (S) protein of SARS-CoV-2 (Original).

For the full list of excipients, see section 6.1.

3. PHARMACEUTICAL FORM

Dispersion for injection
White to off white dispersion (pH: 7.0 – 8.0).

4. CLINICAL PARTICULARS

4.1 Therapeutic indications

Spikevax is indicated for active immunisation to prevent COVID-19 caused by SARS-CoV-2 in individuals 6 months of age and older.

The use of this vaccine should be in accordance with official recommendations.

4.2 Posology and method of administration

Posology

Refer to Table 2 for dosing across Spikevax strengths and vaccination type.

Table 2. Spikevax posology for primary series, a third dose in severely immunocompromised and booster doses

Strength	Vaccination type	Age(s)	Dose	Recommendations
Spikevax 0.1 mg/mL dispersion for injection and Spikevax 50 micrograms dispersion for injection in pre-filled syringe	Primary series†	Children 6 years through 11 years of age	2 (two) doses (0.5 mL each, containing 50 micrograms mRNA each)	It is recommended to administer the second dose 28 days after the first dose (see sections 4.4 and 5.1).
		Children 6 months through 5 years of age	2 (two) doses (0.25 mL each, containing 25 micrograms mRNA each, which is half of the primary dose for children 6 years through 11 years of age)	
	Third dose in severely immunocompromised‡	Children 6 years through 11 years of age	1 (one) dose of 0.5 mL, containing 50 micrograms mRNA	A third dose may be given at least 28 days after the second dose (see sections 4.4 and 5.1).
		Children 6 months through 5 years of age	1 (one) dose of 0.25 mL, containing 25 micrograms mRNA	
	Booster dose	Individuals 12 years of age and older	1 (one) dose of 0.5 mL, containing 50 micrograms mRNA	Spikevax may be used to boost individuals 12 years of age and older who have received a primary series with Spikevax or a primary series comprised of another mRNA vaccine or adenoviral vector vaccine at least 3 months after completion of the
		Children 6 years through 11 years of age	1 (one) dose (0.25 mL each, containing 25 micrograms mRNA)	

Strength	Vaccination type	Age(s)	Dose	Recommendations
				primary series (see section 5.1).

†For primary series for individuals 12 years of age and older, the 0.2 mg/mL strength vial should be used.

‡For the third dose in severely immunocompromised patients 12 years of age and older, the 0.2 mg/mL strength vial should be used.

Paediatric population

The safety and efficacy of Spikevax in children less than 6 months of age have not yet been established. No data are available.

Elderly

No dose adjustment is required in elderly individuals ≥ 65 years of age.

Method of administration

The vaccine should be administered intramuscularly. The preferred site is the deltoid muscle of the upper arm or in infants and young children, the anterolateral aspect of the thigh.

Do not administer this vaccine intravascularly, subcutaneously or intradermally.

The vaccine should not be mixed in the same syringe with any other vaccines or medicinal products.

For precautions to be taken before administering the vaccine, see section 4.4.

For instructions regarding thawing, handling and disposal of the vaccine, see section 6.6.

4.3 Contraindications

Hypersensitivity to the active substance or to any of the excipients listed in section 6.1.

4.4 Special warnings and precautions for use

Traceability

In order to improve the traceability of biological medicinal products, the name and the batch number of the administered product should be clearly recorded.

Hypersensitivity and anaphylaxis

Anaphylaxis has been reported in individuals who have received Spikevax. Appropriate medical treatment and supervision should always be readily available in case of an anaphylactic reaction following administration of the vaccine.

Close observation for at least 15 minutes is recommended following vaccination. Subsequent doses of the vaccine should not be given to those who have experienced anaphylaxis to the first dose of Spikevax.

Myocarditis and pericarditis

There is an increased risk for myocarditis and pericarditis following vaccination with Spikevax.

These conditions can develop within just a few days after vaccination, and have primarily occurred within 14 days. They have been observed more often after the second dose compared to the first dose,

and more often in younger males (see section 4.8). The risk profile appears to be similar for the second and the third dose.

Available data suggest that the course of myocarditis and pericarditis following vaccination is not different from myocarditis or pericarditis in general.

Healthcare professionals should be alert to the signs and symptoms of myocarditis and pericarditis. Vaccinees should be instructed to seek immediate medical attention if they develop symptoms indicative of myocarditis or pericarditis such as (acute and persisting) chest pain, shortness of breath, or palpitations following vaccination.

Healthcare professionals should consult guidance and/or specialists to diagnose and treat this condition.

Anxiety-related reactions

Anxiety-related reactions, including vasovagal reactions (syncope), hyperventilation or stress-related reactions may occur in association with vaccination as a psychogenic response to the needle injection. It is important that precautions are in place to avoid injury from fainting.

Concurrent illness

Vaccination should be postponed in individuals suffering from acute severe febrile illness or acute infection. The presence of a minor infection and/or low-grade fever should not delay vaccination.

Thrombocytopenia and coagulation disorders

As with other intramuscular injections, the vaccine should be given with caution in individuals receiving anticoagulant therapy or those with thrombocytopenia or any coagulation disorder (such as haemophilia) because bleeding or bruising may occur following an intramuscular administration in these individuals.

Immunocompromised individuals

The efficacy and safety of the vaccine has not been assessed in immunocompromised individuals, including those receiving immunosuppressant therapy. The efficacy of Spikevax may be lower in immunocompromised individuals.

The recommendation to consider a third dose in severely immunocompromised individuals (see section 4.2) is based on limited serological evidence with patients who are immunocompromised after solid organ transplantation.

Duration of protection

The duration of protection afforded by the vaccine is unknown as it is still being determined by ongoing clinical studies.

Limitations of vaccine effectiveness

Individuals may not be fully protected until 14 days after their second dose. As with all vaccines, vaccination with Spikevax may not protect all vaccine recipients.

Excipients with known effect

Sodium

This vaccine contains less than 1 mmol sodium (23 mg), that is to say, essentially 'sodium-free'.

4.5 Interaction with other medicinal products and other forms of interaction

High-dose quadrivalent influenza vaccine can be concomitantly administered with Spikevax.

4.6 Fertility, pregnancy and lactation

Pregnancy

A large amount of observational data from pregnant women vaccinated with Spikevax during the second and third trimester has not shown an increase in adverse pregnancy outcomes. While data on pregnancy outcomes following vaccination during the first trimester are presently limited, no increased risk for miscarriage has been seen. Animal studies do not indicate direct or indirect harmful effects with respect to pregnancy, embryo/foetal development, parturition or post-natal development (see section 5.3). Spikevax can be used during pregnancy.

Breast-feeding

No effects on the breastfed newborn/infant are anticipated since the systemic exposure of the breastfeeding woman to Spikevax is negligible. Observational data from women who were breastfeeding after vaccination have not shown a risk for adverse effects in breastfed newborns/infants. Spikevax can be used during breastfeeding.

Fertility

Animal studies do not indicate direct or indirect harmful effects with respect to reproductive toxicity (see section 5.3).

4.7 Effects on ability to drive and use machines

Spikevax has no or negligible influence on the ability to drive and use machines. However, some of the effects mentioned under section 4.8 may temporarily affect the ability to drive or use machines.

4.8 Undesirable effects

Summary of the safety profile

Adults

The safety of Spikevax was evaluated in an ongoing Phase 3 randomised, placebo-controlled, observer-blind clinical study conducted in the United States involving 30 351 participants 18 years of age and older who received at least one dose of Spikevax (n=15 185) or placebo (n=15 166) (NCT04470427). At the time of vaccination, the mean age of the population was 52 years (range 18-95); 22 831 (75.2%) of participants were 18 to 64 years of age and 7 520 (24.8%) of participants were 65 years of age and older.

The most frequently reported adverse reactions were pain at the injection site (92%), fatigue (70%), headache (64.7%), myalgia (61.5%), arthralgia (46.4%), chills (45.4%), nausea/vomiting (23%), axillary swelling/tenderness (19.8%), fever (15.5%), injection site swelling (14.7%) and redness (10%). Adverse reactions were usually mild or moderate in intensity and resolved within a few days after vaccination. A slightly lower frequency of reactogenicity events was associated with greater age.

Overall, there was a higher incidence of some adverse reactions in younger age groups: the incidence of axillary swelling/tenderness, fatigue, headache, myalgia, arthralgia, chills, nausea/vomiting and fever was higher in adults aged 18 to < 65 years than in those aged 65 years and above. Local and systemic adverse reactions were more frequently reported after Dose 2 than after Dose 1.

Adolescents 12 through 17 years of age

Safety data for Spikevax in adolescents were collected in an ongoing Phase 2/3 randomised, placebo-controlled, observer-blind clinical study with multiple parts conducted in the United States. The first portion of the study involved 3 726 participants 12 through 17 years of age who received at least one dose of Spikevax (n=2 486) or placebo (n=1 240) (NCT04649151). Demographic characteristics were similar among participants who received Spikevax and those who received placebo.

The most frequent adverse reactions in adolescents 12 to 17 years of age were injection site pain (97%), headache (78%), fatigue (75%), myalgia (54%), chills (49%), axillary swelling/tenderness (35%), arthralgia (35%), nausea/vomiting (29%), injection site swelling (28%), injection site erythema (26%), and fever (14%).

This study transitioned to an open-label Phase 2/3 study in which 1 346 participants 12 years through 17 years of age received a booster dose of Spikevax at least 5 months after the second dose of the primary series. No additional adverse reactions were identified in the open-label portion of the study.

Children 6 years through 11 years of age

Safety data for Spikevax in children were collected in an ongoing Phase 2/3 two-part randomised, observer-blind clinical study conducted in the United States and Canada (NCT04796896). Part 1 is an open-label phase of the study for safety, dose selection, and immunogenicity and included 380 participants 6 years through 11 years of age who received at least 1 dose (0.25 mL) of Spikevax. Part 2 is the placebo-controlled phase for safety and included 4 016 participants 6 years through 11 years of age who received at least one dose (0.25 mL) of Spikevax (n=3 012) or placebo (n=1 004). No participants in Part 1 participated in Part 2. Demographic characteristics were similar among participants who received Spikevax and those who received placebo.

The most frequent adverse reactions in participants 6 years through 11 years of age following administration of the primary series (in Part 2) were injection site pain (98.4%), fatigue (73.1%), headache (62.1%), myalgia (35.3%), chills (34.6%), nausea/vomiting (29.3%), axillary swelling/tenderness (27.0%), fever (25.7%), injection site erythema (24.0%), injection site swelling (22.3%), and arthralgia (21.3%).

The study protocol was amended to include an open-label booster dose phase that included 1 294 participants 6 years through 11 years of age who received a booster dose of Spikevax at least 6 months after the second dose of the primary series. No additional adverse reactions were identified in the open-label portion of the study.

Children 6 months through 5 years of age

An ongoing Phase 2/3 randomised, placebo-controlled, observer-blind study to evaluate the safety, tolerability, reactogenicity, and efficacy of Spikevax was conducted in the United States and Canada. This study involved 10 390 participants 6 months through 11 years of age who received at least one dose of Spikevax (n=7 798) or placebo (n=2 592).

The study enrolled children in 3 age groups: 6 years through 11 years; 2 years through 5 years; and 6 months through 23 months. This paediatric study involved 6 388 participants 6 months through 5 years of age who received at least one dose of Spikevax (n=4 791) or placebo (n=1 597). Demographic characteristics were similar among participants who received Spikevax and those who received placebo.

In this clinical study, the adverse reactions in participants 6 months through 23 months of age following administration of the primary series were irritability/crying (81.5%), pain at the injection site (56.2%), sleepiness (51.1%), loss of appetite (45.7%), fever (21.8%), swelling at the injection site (18.4%), erythema at the injection site (17.9%), and axillary swelling/tenderness (12.2%).

The adverse reactions in participants 24 through 36 months of age following administration of the primary series were pain at the injection site (76.8%), irritability/crying (71.0%), sleepiness (49.7%),

loss of appetite (42.4%), fever (26.1%), erythema at the injection site (17.9%), swelling at the injection site (15.7%), and axillary swelling/tenderness (11.5%).

The adverse reactions in participants 37 months through 5 years of age following administration of the primary series were pain at the injection site (83.8%), fatigue (61.9%), headache (22.9%), myalgia (22.1%), fever (20.9%), chills (16.8%), nausea/vomiting (15.2%), axillary swelling/tenderness (14.3%), arthralgia (12.8%), erythema at the injection site (9.5%), and swelling at the injection site (8.2%).

Tabulated list of adverse reactions

The safety profile presented below is based on data generated in several placebo-controlled clinical studies:

- 30 351 adults \geq 18 years of age
- 3 726 adolescents 12 through 17 years of age
- 4 002 children 6 years through 11 years of age
- 6 388 children aged 6 months through 5 years of age
- and post-marketing experience.

Adverse reactions reported are listed according to the following frequency convention:

Very common (\geq 1/10)

Common (\geq 1/100 to $<$ 1/10)

Uncommon (\geq 1/1 000 to $<$ 1/100)

Rare (\geq 1/10 000 to $<$ 1/1 000)

Very rare ($<$ 1/10 000)

Not known (cannot be estimated from the available data)

Within each frequency grouping, adverse reactions are presented in order of decreasing seriousness (Table 3).

Table 3. Adverse reactions from Spikevax clinical studies and post authorisation experience in children and individuals 6 months of age and older

MedDRA system organ class	Frequency	Adverse reaction(s)
Blood and lymphatic system disorders	Very common	Lymphadenopathy*
Immune system disorders	Not known	Anaphylaxis Hypersensitivity
Metabolism and nutrition disorders	Very common	Decreased appetite†
Psychiatric disorders	Very common	Irritability/crying†
Nervous system disorders	Very common	Headache Sleepiness†
	Uncommon	Dizziness
	Rare	Acute peripheral facial paralysis‡ Hypoesthesia Paraesthesia
Cardiac disorders	Very rare	Myocarditis Pericarditis
Gastrointestinal disorders	Very common	Nausea/vomiting
Skin and subcutaneous tissue disorders	Common	Rash
	Uncommon	Urticaria§
Musculoskeletal and connective tissue disorders	Very common	Myalgia Arthralgia
General disorders and administration site conditions	Very common	Injection site pain Fatigue

MedDRA system organ class	Frequency	Adverse reaction(s)
		Chills Pyrexia Injection site swelling Injection site erythema
	Common	Injection site urticaria Injection site rash Delayed injection site reaction¶
	Uncommon	Injection site pruritus
	Rare	Facial swelling#

*Lymphadenopathy was captured as axillary lymphadenopathy on the same side as the injection site. Other lymph nodes (e.g., cervical, supraclavicular) were affected in some cases.

† Observed in the paediatric population (6 months to 5 years of age).

‡ Throughout the safety follow-up period, acute peripheral facial paralysis (or palsy) was reported by three participants in the Spikevax group and one participant in the placebo group. Onset in the vaccine group participants was 22 days, 28 days, and 32 days after Dose 2.

§ Urticaria has been observed with either acute onset (within a few days after vaccination) or delayed onset (up to approximately two weeks after vaccination).

¶ Median time to onset was 9 days after the first injection, and 11 days after the second injection. Median duration was 4 days after the first injection, and 4 days after the second injection.

There were two serious adverse events of facial swelling in vaccine recipients with a history of injection of dermatological fillers. The onset of swelling was reported on Day 1 and Day 3, respectively, relative to day of vaccination.

The reactogenicity and safety profile in 343 subjects receiving Spikevax, that were seropositive for SARS-CoV-2 at baseline, was comparable to that in subjects seronegative for SARS-CoV-2 at baseline.

Adults (booster dose)

The safety, reactogenicity, and immunogenicity of a booster dose of Spikevax are evaluated in an ongoing Phase 2, randomised, observer-blind, placebo-controlled, dose-confirmation study in participants 18 years of age and older (NCT04405076). In this study, 198 participants received two doses (0.5 mL, 100 micrograms 1 month apart) of the Spikevax vaccine primary series. In an open-label phase of this study, 167 of those participants received a single booster dose (0.25 mL, 50 micrograms) at least 6 months after receiving the second dose of the primary series. The solicited adverse reaction profile for the booster dose (0.25 mL, 50 micrograms) was similar to that after the second dose in the primary series.

Description of selected adverse reactions

Myocarditis

The increased risk of myocarditis after vaccination with Spikevax is highest in younger males (see section 4.4).

Two large European pharmacoepidemiological studies have estimated the excess risk in younger males following the second dose of Spikevax. One study showed that in a period of 7 days after the second dose, there were about 1.316 (95% CI 1.299 – 1.333) extra cases of myocarditis in 12 to 29 year-old males per 10 000 compared to unexposed persons. In another study, in a period of 28 days after the second dose, there were 1.88 (95% CI 0.956 – 2.804) extra cases of myocarditis in 16 to 24 year-old males per 10 000 compared to unexposed persons.

Reporting of suspected adverse reactions

Reporting suspected adverse reactions after authorisation of the medicinal product is important. It allows continued monitoring of the benefit/risk balance of the medicinal product. Healthcare professionals are asked to report any suspected adverse reactions via the national reporting system through the [Adverse Event Following Immunisation \(AEFI\) Reporting Form](#) available from the National Adverse Drug Reaction Monitoring Centre (NADRMC) and the nearest government

pharmacy facility (hospital/health centre) and include batch/Lot number if available. The completed AEFI Reporting Form should be returned to the nearest government pharmacy facility (hospital/health centre) or e-mailed at nadrmc.dps@moh.gov.bn.

4.9 Overdose

In the event of overdose, monitoring of vital functions and possible symptomatic treatment is recommended.

5. PHARMACOLOGICAL PROPERTIES

5.1 Pharmacodynamic properties

Pharmacotherapeutic group: Vaccine, other viral vaccines, ATC code: J07BX03

Mechanism of action

Spikevax (elasomeran) contains mRNA encapsulated in lipid nanoparticles. The mRNA encodes for the full-length SARS-CoV-2 spike protein modified with 2 proline substitutions within the heptad repeat 1 domain (S-2P) to stabilise the spike protein into a prefusion conformation. After intramuscular injection, cells at the injection site and the draining lymph nodes take up the lipid nanoparticle, effectively delivering the mRNA sequence into cells for translation into viral protein. The delivered mRNA does not enter the cellular nucleus or interact with the genome, is non-replicating, and is expressed transiently mainly by dendritic cells and subcapsular sinus macrophages. The expressed, membrane-bound spike protein of SARS-CoV-2 is then recognised by immune cells as a foreign antigen. This elicits both T-cell and B-cell responses to generate neutralising antibodies, which may contribute to protection against COVID-19.

Clinical efficacy

Clinical efficacy in adults

The adult study was a randomised, placebo-controlled, observer-blind Phase 3 clinical study (NCT04470427) that excluded individuals who were immunocompromised or had received immunosuppressants within 6 months, as well as participants who were pregnant, or with a known history of SARS-CoV-2 infection. Participants with stable HIV disease were not excluded. Influenza vaccines could be administered 14 days before or 14 days after any dose of Spikevax. Participants were also required to observe a minimum interval of 3 months after receipt of blood/plasma products or immunoglobulins prior to the study in order to receive either placebo or Spikevax.

A total of 30 351 subjects were followed for a median of 92 days (range: 1-122) for the development of COVID-19 disease.

The primary efficacy analysis population (referred to as the Per Protocol Set or PPS), included 28 207 subjects who received either Spikevax (n=14 134) or placebo (n=14 073) and had a negative baseline SARS-CoV-2 status. The PPS study population included 47.4% female, 52.6% male, 79.5% White, 9.7% African American, 4.6% Asian, and 6.2% other. 19.7% of participants identified as Hispanic or Latino. The median age of subjects was 53 years (range 18-94). A dosing window of -7 to +14 days for administration of the second dose (scheduled at day 29) was allowed for inclusion in the PPS. 98% of vaccine recipients received the second dose 25 days to 35 days after dose 1 (corresponding to -3 to +7 days around the interval of 28 days).

COVID-19 cases were confirmed by Reverse Transcriptase Polymerase Chain Reaction (RT PCR) and by a Clinical Adjudication Committee. Vaccine efficacy overall and by key age groups are presented in Table 4.

Table 4. Vaccine efficacy analysis: confirmed COVID-19[#] regardless of severity starting 14 days after the 2nd dose – per-protocol set

Age group (years)	Spikevax			Placebo			% Vaccine efficacy (95% CI)*
	Subjects N	COVID-19 cases n	Incidence rate of COVID-19 per 1 000 person-years	Subjects N	COVID-19 cases n	Incidence rate of COVID-19 per 1 000 person-years	
Overall (≥18)	14 134	11	3.328	14 073	185	56.510	94.1 (89.3, 96.8)**
18 to <65	10 551	7	2.875	10 521	156	64.625	95.6 (90.6, 97.9)
≥65	3 583	4	4.595	3 552	29	33.728	86.4 (61.4, 95.2)
≥65 to <75	2 953	4	5.586	2 864	22	31.744	82.4% (48.9, 93.9)
≥75	630	0	0	688	7	41.968	100% (NE, 100)

[#]COVID-19: symptomatic COVID-19 requiring positive RT-PCR result and at least 2 systemic symptoms or 1 respiratory symptom. Cases starting 14 days after the 2nd dose.

*Vaccine efficacy and 95% confidence interval (CI) from the stratified Cox proportional hazard model

** CI not adjusted for multiplicity. Multiplicity adjusted statistical analyses were carried out in an interim analysis based on less COVID-19 cases, not reported here.

Among all subjects in the PPS, no cases of severe COVID-19 were reported in the vaccine group compared with 30 of 185 (16%) cases reported in the placebo group. Of the 30 participants with severe disease, 9 were hospitalised, 2 of which were admitted to an intensive care unit. The majority of the remaining severe cases fulfilled only the oxygen saturation (SpO₂) criterion for severe disease (≤ 93% on room air).

The vaccine efficacy of Spikevax to prevent COVID-19, regardless of prior SARS-CoV-2 infection (determined by baseline serology and nasopharyngeal swab sample testing) from 14 days after Dose 2 was 93.6% (95% confidence interval 88.6, 96.5%).

Additionally, subgroup analyses of the primary efficacy endpoint showed similar efficacy point estimates across genders, ethnic groups, and participants with medical comorbidities associated with high risk of severe COVID-19.

Immunogenicity in adults – after booster dose (0.25 mL, 50 micrograms)

The safety, reactogenicity, and immunogenicity of a booster dose of Spikevax are evaluated in an ongoing Phase 2, randomised, observer-blind, placebo-controlled, dose-confirmation study in participants 18 years of age and older (NCT044405076). In this study, 198 participants received two doses (0.5 mL, 100 micrograms 1 month apart) of the Spikevax vaccine as primary series. In an open label phase, 149 of those participants (Per Protocol Set) received a single booster dose (0.25 mL, 50 micrograms) at least 6 months after receiving the second dose in the primary series. A single booster dose (0.25 mL, 50 micrograms) was shown to result in a geometric mean fold rise (GMFR) of 12.99 (95% CI: 11.04, 15.29) in neutralising antibodies from pre-booster compared to 28 days after the booster dose. The GMFR in neutralising antibodies was 1.53 (95% CI: 1.32, 1.77) when compared 28 days post dose 2 (primary series) to 28 days after the booster dose.

Immunogenicity of a booster dose following primary vaccination with another authorised COVID-19 vaccine in adults

Safety and immunogenicity of a heterologous booster with Spikevax were studied in an investigator-initiated study with 154 participants. The minimum time interval between primary series using a vector based or RNA-based COVID-19 vaccine and booster injection with Spikevax was 12 weeks (range: 12 weeks to 20.9 weeks). The dose used for boosting in this study was 100 micrograms. Neutralising antibody titres as measured by a pseudovirus neutralisation assay were assessed on Day 1

prior to administration and at Day 15 and Day 29 after the booster dose. A booster response was demonstrated regardless of primary vaccination.

Only short-term immunogenicity data are available; long-term protection and immunological memory are currently unknown.

Safety and immunogenicity of seven COVID-19 vaccines as a third dose (booster) in the UK
COV-BOOST is a multicentre, randomised Phase 2 investigator-initiated study of third dose booster vaccination against COVID-19 with a subgroup to investigate detailed immunology. Participants were adults aged 30 years or older, in good physical health (mild to moderate well-controlled co-morbidities were permitted), who had received two doses of either Pfizer–BioNTech or Oxford–AstraZeneca (first dose in December 2020, January 2021 or February 2021), and were at least 84 days post second dose by the time of enrolment. Spikevax boosted antibody and neutralising responses and was well tolerated regardless of the prime series. The dose used for boosting in this study was 100 micrograms. Neutralising antibody titres as measured by a pseudovirus neutralisation assay were assessed on Day 28 after the booster dose.

Pre-boost and post-boost neutralising antibody against the B.1.617.2 (Delta) variant in adults
Results of the pseudovirus neutralisation assay (PsVNA) against the B.1.617.2 (Delta) variant determined pre-booster and on Day 29 post booster showed that administration of a booster dose of Spikevax (0.25 mL, 50 micrograms) in adults induced a 17 fold rise in neutralising antibodies against the Delta variant compared with pre-booster levels (GMFR = 17.28; 95% CI: 14.38, 20.77; n=295).

Clinical efficacy in adolescents 12 through 17 years of age

The adolescent study is an ongoing Phase 2/3 randomised, placebo-controlled, observer-blind clinical study (NCT04649151) to evaluate the safety, reactogenicity, and efficacy of Spikevax in adolescents 12 to 17 years of age. Participants with a known history of SARS-CoV-2 infection were excluded from the study. A total of 3 732 participants were randomised 2:1 to receive 2 doses of Spikevax or saline placebo 1 month apart.

A secondary efficacy analysis was performed in 3 181 participants who received 2 doses of either Spikevax (n=2 139) or placebo (n=1 042) and had a negative baseline SARS-CoV-2 status in the Per Protocol Set. Between participants who received Spikevax and those who received placebo, there were no notable differences in demographics or pre-existing medical conditions.

COVID-19 was defined as symptomatic COVID-19 requiring positive RT-PCR result and at least 2 systemic symptoms or 1 respiratory symptom. Cases starting 14 days after the second dose.

There were zero symptomatic COVID-19 cases in the Spikevax group and 4 symptomatic COVID-19 cases in the placebo group.

Immunogenicity in adolescents 12 to 17 years of age – after Spikevax primary vaccination

A non-inferiority analysis evaluating SARS-CoV-2 50% neutralising titres and seroresponse rates 28 days after Dose 2 was conducted in the Per-Protocol immunogenicity subsets of adolescents aged 12 through 17 (n=340) in the adolescent study and in participants aged 18 through 25 (n=296) in the adult study. Subjects had no immunologic or virologic evidence of prior SARS-CoV-2 infection at baseline. The geometric mean ratio (GMR) of the neutralising antibody titres in adolescents 12 to 17 years of age compared to the 18- to 25-year-olds was 1.08 (95% CI: 0.94, 1.24). The difference in seroresponse rate was 0.2% (95% CI: -1.8, 2.4). Non-inferiority criteria (lower bound of the 95% CI for GMR > 0.67 and lower bound of the 95% CI of the seroresponse rate difference > -10%) were met.

Immunogenicity in adolescents 12 years through 17 years of age – after Spikevax (original) booster dose

The primary immunogenicity objective of the booster phase of this study was to infer efficacy of the booster dose in participants 12 years through 17 years of age by comparing post-booster immune responses (Day 29) to those obtained post-dose 2 of the primary series (Day 57) in young adults (18 to 25 years of age) in the adult study. Efficacy of the 50 microgram Spikevax

booster dose is inferred if post-booster dose immune responses (nAb geometric mean concentration [GMC] and seroresponse rate [SRR]) meet prespecified noninferiority criteria (for both GMC and SRR) compared to those measured following completion of the 100 microgram Spikevax primary series among a subset of young adults (18 to 25 years) in the pivotal adult efficacy study.

In an open-label phase of this study, participants 12 years through 17 years of age received a single booster dose at least 5 months after completion of the primary series (two doses 1 month apart). The primary immunogenicity analysis population included 257 booster dose participants in this study and a random subset of 295 participants from the young adult study (ages ≥ 18 to ≤ 25 years) who previously completed a primary vaccination series of two doses 1 month apart of Spikevax. Both groups of participants included in the analysis population had no serologic or virologic evidence of SARS-CoV-2 infection prior to the first primary series dose and prior to the booster dose, respectively.

The GMR of the adolescent booster dose Day 29 GMC compared with young adults: Day 57 GMR was 5.1 (95% CI: 4.5, 5.8), meeting the noninferiority criteria (i.e., lower bound of the 95% CI > 0.667 (1/1.5); point estimate ≥ 0.8); the SRR difference was 0.7% (95% CI: -0.8, 2.4), meeting the noninferiority criteria (lower bound of the 95% of the SRR difference $> -10\%$).

In the 257 participants, pre-booster (booster dose-Day 1) nAb GMC was 400.4 (95% CI: 370.0, 433.4); on BD-Day 29, the GMC was 7172.0 (95% CI: 6610.4, 7781.4). Post-booster booster dose-Day 29 GMC increased approximately 18-fold from pre-booster GMC, demonstrating the potency of the booster dose to adolescents. The SRR was 100 (95% CI: 98.6, 100.0).

The prespecified success criteria for the primary immunogenicity objective were met, thus enabling the inference of vaccine efficacy from the adult study.

Clinical efficacy in children 6 years through 11 years of age

The paediatric study is an ongoing Phase 2/3 randomised, placebo-controlled, observer-blind, clinical study to evaluate the safety, reactogenicity, and efficacy of Spikevax in children aged 6 years through 11 years in the United States and Canada (NCT04796896). Participants with a known history of SARS-CoV-2 infection were excluded from the study. A total of 4 011 participants were randomised 3:1 to receive 2 doses of Spikevax or saline placebo 1 month apart.

A secondary efficacy analysis evaluating confirmed COVID-19 cases accrued up to the data cutoff date of 10 November 2021 was performed in 3 497 participants who received two doses (0.25 mL at 0 and 1 month) of either Spikevax (n=2 644) or placebo (n=853) and had a negative baseline SARS-CoV-2 status in the Per Protocol Set. Between participants who received Spikevax and those who received placebo, there were no notable differences in demographics.

COVID-19 was defined as symptomatic COVID-19 requiring positive RT-PCR result and at least 2 systemic symptoms or 1 respiratory symptom. Cases starting 14 days after the second dose.

There were three COVID-19 cases (0.1%) in the Spikevax group and four COVID-19 cases (0.5%) in the placebo group.

Immunogenicity in children 6 through 11 years of age

An analysis evaluating SARS-CoV-2 50% neutralising titres and seroresponse rates 28 days after Dose 2 was conducted in a subset of children aged 6 through 11 years (n=319) in the paediatric study and in participants aged 18 through 25 years (n=295) in the adult study. Subjects had no immunologic or virologic evidence of prior SARS-CoV-2 infection at baseline. The GMR of the neutralising antibody titres in children 6 through 11 years of age compared to the 18- to 25-year-olds was 1.239 (95% CI: 1.072, 1.432). The difference in seroresponse rate was 0.1% (95% CI: -1.9, 2.1). Non-inferiority criteria (lower bound of the 95% CI for GMR > 0.67 and lower bound of the 95% CI of the seroresponse rate difference $> -10\%$) were met.

Immunogenicity in children 6 years through 11 years of age – after Spikevax (original) booster dose

The primary immunogenicity objective of the booster phase of this study is to infer efficacy of the booster dose in participants 6 years through 11 years of age by comparing post-booster dose immune responses (Day 29) to those obtained post dose 2 of the primary series (Day 57) in young adults (18 to 25 years of age) in that study, where 93% efficacy was demonstrated. Efficacy of the 25 microgram Spikevax booster dose is inferred if post-booster dose immune responses (neutralising antibody [nAb] geometric mean concentration [GMC] and seroresponse rate [SRR]) meet pre-specified non-inferiority criteria (for both GMC and SRR) compared to those measured following completion of the 100 microgram Spikevax primary series among a subset of young adults (18 to 25 years) in the pivotal adult efficacy trial.

In an open-label phase of this study, participants 6 years through 11 years of age received a single booster dose at least 6 months after completion of the primary series (two doses 1 month apart). The primary immunogenicity analysis population included 95 booster dose participants in 6 through 11-year-olds and a random subset of 295 participants from the young adult study who received two doses 1 month apart) of Spikevax. Both groups of participants included in the analysis population had no serologic or virologic evidence of SARS-CoV-2 infection prior to the first primary series dose and prior to the booster dose, respectively.

In the 95 participants, on booster dose-Day 29, the GMC was 5847.5 (95% CI: 4999.6, 6839.1). The SRR was 100 (95% CI: 95.9, 100.0). Serum nAb levels for children 6 through 11 years in the Per-Protocol immunogenicity subset with pre-booster SARS-CoV-2 negative status and the comparison with those from young adults (18 to 25 years of age) were studied. The GMR of booster dose Day 29 GMC compared to young adults Day 57 GMC was 4.2 (95% CI [3.5, 5.0]), meeting the noninferiority criteria (i.e., lower bound of the 95% CI > 0.667); the SRR difference was 0.7% (95% CI: -3.5, 2.4), meeting the noninferiority criteria (lower bound of the 95% of the SRR difference >-10%).

The prespecified success criteria for the primary immunogenicity objective were met, thus enabling the inference of booster dose vaccine efficacy. The brisk recall response evident within 4 weeks of booster dosing is evidence of the robust priming induced by the Spikevax primary series.

Neutralising antibody against the B.1.617.2 (Delta) variant in children 6 years through 11 years of age

Serum samples of the per-protocol immunogenicity subset (n=134) of the ongoing paediatric study obtained at baseline and on Day 57 were tested in a PsVNA based on the B.1.617.2 (Delta) variant. In children 6 years through 11 years of age, the GMFR from baseline to D57 was 81.77 (95% CI: 70.38, 95.00) for the Delta variant (measured by PsVNA). Furthermore, 99.3% of children met the definition of seroresponse.

Clinical efficacy in children 6 months through 5 years of age

An ongoing Phase 2/3 study was conducted to evaluate the safety, tolerability, reactogenicity, and efficacy of Spikevax in healthy children 6 months through 11 years of age. The study enrolled children in 3 age groups: 6 years through 11 years; 2 years through 5 years; and 6 months through 23 months.

A descriptive efficacy analysis evaluating confirmed COVID-19 cases accrued up to the data cutoff date of 21 February 2022 was performed in 5 476 participants 6 months through 5 years of age who received two doses (at 0 and 1 month) of either Spikevax (n=4 105) or placebo (n=1 371) and had a negative baseline SARS-CoV-2 status (referred to as the Per Protocol Set for Efficacy). Between participants who received Spikevax and those who received placebo, there were no notable differences in demographics.

The median length of follow-up for efficacy post-Dose 2 was 71 days for participants 2 years through 5 years of age and 68 days for participants 6 months through 23 months of age.

Vaccine efficacy in this study was observed during the period when the B.1.1.529 (Omicron) variant was the predominant variant in circulation.

Vaccine efficacy (VE) in Part 2 for the Per Protocol Set for Efficacy for COVID-19 cases 14 days or more after dose 2 using the “COVID-19 P301 case definition” (i.e., the definition employed in the pivotal adult efficacy study) was 36.8% (95% CI: 12.5, 54.0) for children 2 years through 5 years of age and 50.6% (95% CI: 21.4, 68.6) for children 6 months through 23 months of age.

Immunogenicity in children 6 months through 5 years of age

For children aged 2 years through 5 years of age, comparison of Day 57 nAb responses in this Part 2 Per Protocol Immunogenicity Subset (n = 264; 25 micrograms) to those of young adults (n = 295; 100 micrograms) demonstrated a GMR of 1.014 (95% CI: 0.881, 1.167), meeting the noninferiority success criteria (i.e., lower bound of the 95% CI for GMR \geq 0.67; point estimate \geq 0.8). The geometric mean fold rise (GMFR) from baseline to Day 57 for these children was 183.3 (95% CI: 164.03, 204.91). The difference in seroresponse rates (SRR) between the children and young adults was -0.4% (95% CI: -2.7%, 1.5%), also meeting the noninferiority success criteria (lower bound of the 95% CI of the SRR difference $>$ -10%).

For infants and toddlers from 6 months through 23 months of age, comparison of Day 57 nAb responses in this Part 2 Per Protocol Immunogenicity Subset (n = 230; 25 micrograms) to those of young adults (n = 295; 100 micrograms) demonstrated a GMR of 1.280 (95% CI: 1.115, 1.470), meeting the noninferiority success criteria (i.e., lower bound of the 95% CI for GMR \geq 0.67; point estimate \geq 0.8). The difference in SRR rates between the infants/toddlers and young adults was 0.7% (95% CI: -1.0%, 2.5%), also meeting the noninferiority success criteria (lower bound of the 95% CI of the seroresponse rate difference $>$ -10%).

Accordingly, the prespecified success criteria for the primary immunogenicity objective were met for both age groups, allowing efficacy of 25 micrograms to be inferred in both children 2 years through 5 years and infants and toddlers aged 6 months through 23 months (Tables 5 and 6).

Table 5. Summary of geometric mean concentration ratio and seroresponse rate – comparison of individuals 6 months through 23 months of age to participants 18 years through 25 years of age – per-protocol immunogenicity set

		6 months through 23 months n=230	18 years through 25 years n=291	6 months through 23 months/ 18 years through 25 years	
Assay	Time point	GMC (95% CI)*	GMC (95% CI)*	GMC ratio (95% CI) ^a	Met noninferiority objective (Y/N) ^b
SARS-CoV-2 neutralisation assay ^c	28 days after Dose 2	1 780.7 (1 606.4, 1 973.8)	1 390.8 (1 269.1, 1 524.2)	1.3 (1.1, 1.5)	Y
		Seroresponse % (95% CI) ^d	Seroresponse % (95% CI) ^d	Difference in seroresponse rate % (95% CI) ^e	
		100 (98.4, 100)	99.3 (97.5, 99.9)	0.7 (-1.0, 2.5)	

GMC = Geometric mean concentration

n = number of participants with non-missing data at baseline and at Day 57

* Antibody values reported as below the lower limit of quantification (LLOQ) are replaced by 0.5 x LLOQ. Values greater than the upper limit of quantification (ULOQ) are replaced by the ULOQ if actual values are not available.

^a The log-transformed antibody levels are analysed using an analysis of covariance (ANCOVA) model with the group variable (participants 6 months through 5 years of age and young adults) as fixed effect.

The resulted LS means, difference of LS means, and 95% CI are back transformed to the original scale for presentation.

- ^b Noninferiority is declared if the lower bound of the 2-sided 95% CI for the GMC ratio is greater than 0.67, with a point estimate of >0.8 and the lower bound of the 2-sided 95% CI for difference in seroresponse rate is greater than -10%, with a point estimate of >-5%.
- ^c Final geometric mean antibody concentrations (GMC) in AU/mL were determined using SARS-CoV-2 microneutralisation assay.
- ^d Seroresponse due to vaccination specific to SARS-CoV-2 RVP neutralising antibody concentration at a subject level is defined in protocol as a change from below LLOQ to equal or above 4 x LLOQ, or at least a 4-fold rise if baseline is equal to or above LLOQ. Seroresponse 95% CI is calculated using the Clopper-Pearson method.
- ^e Difference in seroresponse rate 95% CI is calculated using the Miettinen-Nurminen (score) confidence limits.

Table 6. Summary of geometric mean concentration ratio and seroresponse rate – comparison of individuals 2 years through 5 years of age to participants 18 years through 25 years of age – per protocol immunogenicity set

		2 years through 5 years n=264	18 years through 25 years n=291	2 years through 5 years/ 18 years through 25 years	
Assay	Time Point	GMC (95% CI)*	GMC (95% CI)*	GMC Ratio (95% CI) ^a	Met noninferiority objective (Y/N) ^b
SARS-CoV-2 neutralisation assay ^c	28 days after Dose 2	1 410.0 (1 273.8, 1 560.8)	1 390.8 (1 262.5, 1 532.1)	1.0 (0.9, 1.2)	Y
		Seroresponse % (95% CI)^d	Seroresponse % (95% CI)^d	Difference in seroresponse rate % (95% CI)^e	
		98.9 (96.7, 99.8)	99.3 (97.5, 99.9)	-0.4 (-2.7, 1.5)	

GMC = Geometric mean concentration

n = number of participants with non-missing data at baseline and at Day 57

* Antibody values reported as below the lower limit of quantification (LLOQ) are replaced by 0.5 x LLOQ. Values greater than the upper limit of quantification (ULOQ) are replaced by the ULOQ if actual values are not available.

^a The log-transformed antibody levels are analysed using an analysis of covariance (ANCOVA) model with the group variable (participants 6 months through 5 years of age and young adults) as fixed effect. The resulted LS means, difference of LS means, and 95% CI are back transformed to the original scale for presentation.

^b Noninferiority is declared if the lower bound of the 2-sided 95% CI for the GMC ratio is greater than 0.67, with a point estimate of >0.8 and the lower bound of the 2-sided 95% CI for difference in seroresponse rate is greater than -10%, with a point estimate of >-5%.

^c Final geometric mean antibody concentrations (GMC) in AU/mL were determined using SARS-CoV-2 microneutralisation assay.

^d Seroresponse due to vaccination specific to SARS-CoV-2 RVP neutralizing antibody concentration at a subject level is defined in protocol as a change from below LLOQ to equal or above 4 x LLOQ, or at least a 4-fold rise if baseline is equal to or above LLOQ. Seroresponse 95% CI is calculated using the Clopper-Pearson method.

^e Difference in seroresponse rate 95% CI is calculated using the Miettinen-Nurminen (score) confidence limits.

Elderly

Spikevax was assessed in individuals 6 months of age and older, including 3 768 subjects 65 years of age and older. The efficacy of Spikevax was consistent between elderly (≥ 65 years) and younger adult subjects (18-64 years).

Paediatric population

The European Medicines Agency has deferred the obligation to submit the results of studies with the Spikevax in one or more subsets of the paediatric population in prevention of COVID-19 (see section 4.2 for information on paediatric use).

5.2 Pharmacokinetic properties

Not applicable.

5.3 Preclinical safety data

Non-clinical data reveal no special hazard for humans based on conventional studies of repeat dose toxicity and reproductive and developmental toxicity.

General toxicity

General toxicity studies were conducted in rats (intramuscularly receiving up to 4 doses exceeding the human dose once every 2 weeks). Transient and reversible injection site oedema and erythema and transient and reversible changes in laboratory tests (including increases in eosinophils, activated partial thromboplastin time, and fibrinogen) were observed. Results suggests the toxicity potential to humans is low.

Genotoxicity/carcinogenicity

In vitro and *in vivo* genotoxicity studies were conducted with the novel lipid component SM-102 of the vaccine. Results suggests the genotoxicity potential to humans is very low. Carcinogenicity studies were not performed.

Reproductive toxicity

In a developmental toxicity study, 0.2 mL of a vaccine formulation containing the same quantity of mRNA (100 micrograms) and other ingredients included in a single human dose of Spikevax was administered to female rats by the intramuscular route on four occasions: 28 and 14 days prior to mating, and on gestation days 1 and 13. SARS-CoV-2 antibody responses were present in maternal animals from prior to mating to the end of the study on lactation day 21 as well as in foetuses and offspring. There were no vaccine-related adverse effects on female fertility, pregnancy, embryo foetal or offspring development or postnatal development. No data are available of Spikevax vaccine placental transfer or excretion in milk.

6. PHARMACEUTICAL PARTICULARS

6.1 List of excipients

SM-102 (heptadecan-9-yl 8-((2-hydroxyethyl)[6-oxo-6-(undecyloxy)hexyl]amino)octanoate)

Cholesterol

1,2-distearoyl-sn-glycero-3-phosphocholine (DSPC)

1,2-Dimyristoyl-rac-glycero-3-methoxypolyethylene glycol-2000 (PEG2000-DMG)

Trometamol

Trometamol hydrochloride
Acetic acid
Sodium acetate trihydrate
Sucrose
Water for injections

6.2 Incompatibilities

This medicinal product must not be mixed with other medicinal products or diluted.

6.3 Shelf life

Unopened multidose vial (Spikevax 0.1 mg/mL dispersion for injection)

9 months at -50°C to -15°C.

Within the period of 9 months, after removal from the freezer, the unopened vaccine vial may be stored refrigerated at 2°C to 8°C, protected from light, for a maximum of 30 days. Within this period, up to 12 hours may be used for transportation at 2°C to 8°C (see section 6.4).

Chemical and physical stability has also been demonstrated for unopened vaccine vials when stored for 12 months at -50°C to -15°C **provided that once thawed and stored at 2°C to 8°C**, protected from light, **the unopened vial will be used up within a maximum of 14 days** (instead of 30 days, when stored at -50°C to -15°C for 9 months), but not exceeding a total storage time of 12 months.

Once thawed, the vaccine should not be re-frozen.

The unopened vaccine may be stored at 8°C to 25°C up to 24 hours after removal from refrigerated conditions.

Punctured multidose vial (Spikevax 0.1 mg/mL dispersion for injection)

Chemical and physical in-use stability has been demonstrated for 19 hours at 2°C to 25°C after initial puncture (within the allowed use period of 30 days or 14 days, respectively, at 2°C to 8°C and including 24 hours at 8°C to 25°C). From a microbiological point of view, the product should be used immediately. If the vaccine is not used immediately, in-use storage times and conditions are the responsibility of the user.

6.4 Special precautions for storage

Spikevax 0.1 mg/mL dispersion for injection (multidose vials)

Store frozen between -50°C to -15°C.

Keep the vial in the outer carton in order to protect from light.

For storage conditions after thawing, see section 6.3.

For storage conditions of the multidose vial after first opening, see section 6.3.

Transportation of thawed multidose vials in liquid state at 2°C to 8°C

If transport at -50°C to -15°C is not feasible, available data support transportation of one or more thawed vials in liquid state for up to 12 hours at 2°C to 8°C (within the 30 days or 14 days shelf life, respectively, at 2°C to 8°C). Once thawed and transported in liquid state at 2°C to 8°C, vials should not be refrozen and should be stored at 2°C to 8°C until use.

6.5 Nature and contents of container

Multidose vials

Spikevax 0.1 mg/mL dispersion for injection

2.5 mL dispersion in a (type 1 glass or type 1 equivalent glass or cyclic olefin polymer with inner barrier coating) multidose vial with a stopper (chlorobutyl rubber) and a blue flip-off plastic cap with seal (aluminium seal).


Pack size: 10 multidose vials. Each vial contains 2.5 mL.

6.6 Special precautions for disposal and other handling

The vaccine should be prepared and administered by a trained healthcare professional using aseptic techniques to ensure sterility of the dispersion.

Vials and pre-filled syringes are stored frozen between -50°C to -15°C.

Frozen Storage



Multidose vial

The vaccine comes ready to use once thawed.

Do not shake or dilute. Swirl the vial gently after thawing and before each withdrawal.

Spikevax 0.1 mg/mL dispersion for injection

Five (5) doses (of 0.5 mL each) or a maximum of ten (10) doses (of 0.25 mL each) can be withdrawn from each vial (blue flip-off cap).

Verify that the vial has a blue flip-off cap and the product name is Spikevax 0.1 mg/mL. If the vial has a blue flip-off cap and the product name is Spikevax bivalent Original/Omicron BA.1 or Spikevax bivalent Original/Omicron BA.4-5, please make reference to the Summary of Product Characteristics for that formulation.

Pierce the stopper preferably at a different site each time.

An additional overfill is included in each vial to ensure that 5 doses of 0.5 mL or a maximum of 10 doses of 0.25 mL can be delivered.

Thaw each multidose vial before use following the instructions below (Table 7). When the vial is thawed in the refrigerator, let it sit at room temperature for 15 minutes before administering.

Table 7. Thawing instructions for multidose vials before use

Configuration	Thaw instructions and duration			
	Thaw temperature (in a refrigerator)	Thaw duration	Thaw temperature (at room temperature)	Thaw duration


Multidose vial	2° – 8°C	2 hours and 30 minutes	15°C – 25°C	1 hour
----------------	----------	------------------------	-------------	--------

Instructions Once Thawed

Unpunctured Vial

Maximum times

- 30 days
Refrigerator within 9 months shelf life
2° to 8°C
- 24 hours
Cool storage up to room temperature
8° to 25°C
- 14 days
Refrigerator within 12 months shelf life
2° to 8°C
- 24 hours
Cool storage up to room temperature
8° to 25°C




After first dose has been withdrawn

Maximum time

19 hours
Refrigerator or room temperature

Vial should be held between 2° to 25°C. Record the date and time of discard on the vial label.
Discard punctured vial after 19 hours.



Withdraw each dose of vaccine from the vial using a new sterile needle and syringe for each injection to prevent transmission of infectious agents from one person to another.
The dose in the syringe should be used immediately.

Once the vial has been punctured to withdraw the initial dose, the vaccine should be used immediately and be discarded after 19 hours.

Any unused vaccine or waste material should be disposed of in accordance with local requirements.

NEVER refreeze thawed vaccine

Spikevax 0.1 mg/mL dispersion for injection

Administration

Swirl vial gently after thawing and before each withdrawal.
The vaccine comes ready to use once thawed. **Do not shake or dilute.**


Prior to injection, inspect each dose to:

Confirm liquid is white to off-white in colour in both vial and syringe.

Verify syringe volume.

The vaccine may contain white or translucent product-related particulates.

If dosage is incorrect, or discolouration and other particulate matter is present, do not administer the vaccine.



7. MARKETING AUTHORISATION HOLDER

Moderna Switzerland GmbH
Peter Merian-Weg 10
4052 Basel
Switzerland

8. DATE OF FIRST AUTHORISATION/RENEWAL OF THE AUTHORISATION

Date of first authorisation:

10. DATE OF REVISION OF THE TEXT

23 August 2023

Detailed information on this medicinal product is available on the website of the European Medicines Agency <http://www.ema.europa.eu>.