


# HOW TO RUN A MOCK ELECTION IN 10 EASY STEPS



1



## Decide the election timetable

How long do you want to run the Mock Election? In one day or over several days? With just one class or involving several classes (e.g. a whole year group) or the whole school?

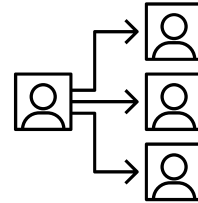
2



## Preparation & public announcement

Get your staff team on board. Brief them about your plans at a staff meeting. Organise a Form Meeting or an Assembly to inform pupils of the plan.


3



## Assign roles

Divide the class(es) into teams. You will need one Electoral Administration Team and multiple Candidates and Party Campaign Teams.

6



## Polling preparation

The Election Administration Team should prepare polling cards, ballot papers, a ballot box and polling station in advance of polling day.

5



## Candidate & voter registration

Collect and verify the Candidate nomination forms and organise a voter registration drive.

4



## Candidate nominations

Distribute nomination forms to all pupils seeking to run as a Candidate.

7



## Get the party started!

Encourage Candidates to recruit as many other pupils as possible into their party. Parties need to think about what their policies will be and how they will campaign.


8



## The campaign

Once the Candidates and Party Campaign Teams have decided their manifesto promises, designed their logos, posters and leaflets they need to communicate their message to the electorate!

9



## Election day

Polling stations should be accessible with private voting areas to ensure voting can be done in secret.

10



## THE RESULT!

Don't forget to register the result by 6pm on Thursday 4 July



#mockelections2024  
contact@hansardsociety.org.uk