

MODEL **SSIG 12 120**
 VOLTAGE **12**
 CAPACITY **120Ah @ 100Hr**
 MATERIAL **Polypropylene**
 BATTERY **Deep-Cycle Flooded/Advanced Lead Acid Battery**
 COLOR **Maroon**
 WATERING **No Watering System Available**


 WITH **T₂** TECHNOLOGY


12 VOLT

PHYSICAL SPECIFICATIONS

| MODEL NAME | TERMINAL TYPE ^D | DIMENSIONS ^B INCHES (mm) | | | WEIGHT ^E LBS. (kg) | HYDROLINK OR SPWK | HANDLES |
|-------------|----------------------------|-------------------------------------|------------|---------------------|-------------------------------|-------------------|----------------|
| | | LENGTH | WIDTH | HEIGHT ^C | | | |
| SSIG 12 120 | 7 | | | | 55 (25) | N/A | Molded Plastic |
| | | 12.91 (328) | 6.58 (168) | 9.21 (234) | | | |

ELECTRICAL SPECIFICATIONS

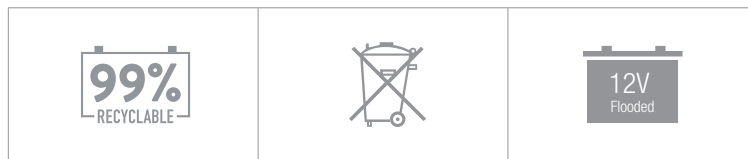
| VOLTAGE | CAPACITY ^A AMP-HOURS (Ah) | | | | | ENERGY (kWh) |
|---------|--------------------------------------|-------|-------|-------|--------|--------------|
| | 10-Hr | 20-Hr | 48-Hr | 72-Hr | 100-Hr | |
| 12 | 99 | 107 | 111 | 116 | 120 | 1.44 |

CHARGING INSTRUCTIONS

| CHARGER VOLTAGE SETTINGS (AT 77°F/25°C) | | | |
|---|-------|-------|-------|
| SYSTEM VOLTAGE | 12V | 24V | 48V |
| Maximum Charge Current (% of C ₂₀ Rate)* | 13% | | |
| Maximum Absorption Phase Time (hours) | 4 | | |
| Absorption Voltage ** | 14.70 | 29.40 | 58.80 |
| Float Voltage | 13.50 | 27.00 | 54.00 |
| Equalization Voltage | 16.20 | 32.40 | 64.80 |

Do not install or charge batteries in a sealed or non-ventilated compartment. Constant under or overcharging will damage the battery and shorten its life as with any battery.
 *If charging time is limited contact Trojan Technical Support for assistance.
 **In cases where controller has a bulk voltage setting, use absorption voltage setting above.

RECYCLE RESPONSIBLY



CHARGING TEMPERATURE COMPENSATION

| ADD | SUBTRACT |
|---|---|
| 0.005 volt per cell for every 1°C below 25°C 0.0028 volt per cell for every 1°F below 77°F | 0.005 volt per cell for every 1°C above 25°C 0.0028 volt per cell for every 1°F above 77°F |

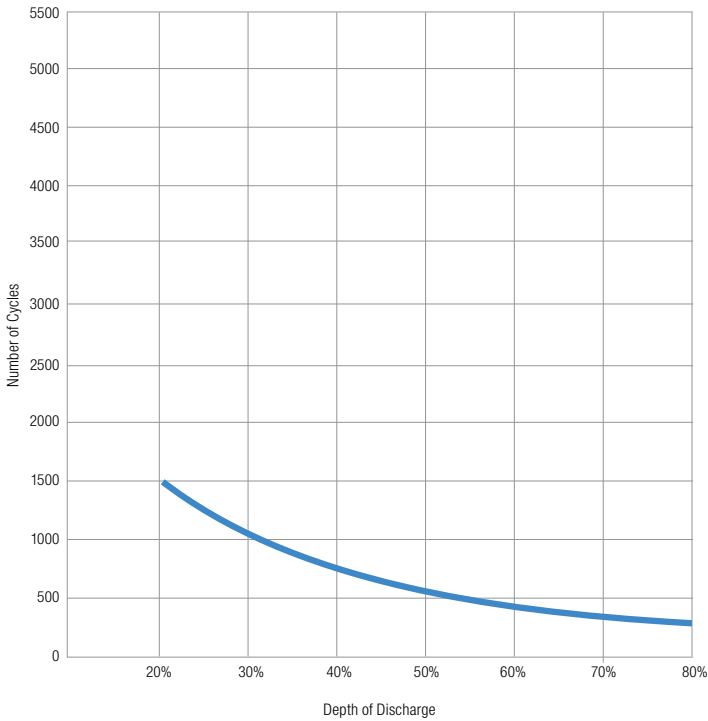
OPERATIONAL DATA

| OPERATING TEMPERATURE | SELF DISCHARGE |
|---|--|
| -4°F to 113°F (-20°C to +45°C). At temperatures below 32°F (0°C) maintain a state of charge greater than 60%. | 5 – 15% per month depending on storage temperature conditions. |

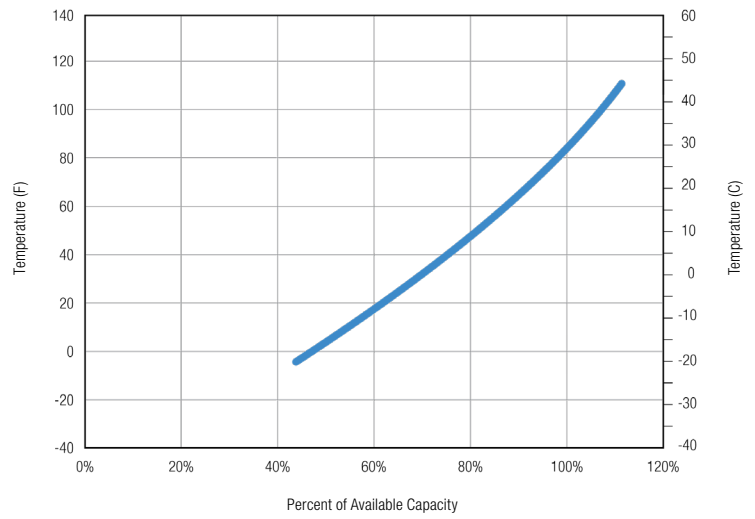
STATE OF CHARGE MEASURE OF OPEN-CIRCUIT VOLTAGE

| PERCENTAGE CHARGE | SPECIFIC GRAVITY | CELL | 12 VOLT |
|-------------------|------------------|-------|---------|
| 100 | 1.277 | 2.122 | 12.73 |
| 90 | 1.258 | 2.103 | 12.62 |
| 80 | 1.238 | 2.083 | 12.50 |
| 70 | 1.217 | 2.062 | 12.37 |
| 60 | 1.195 | 2.040 | 12.24 |
| 50 | 1.172 | 2.017 | 12.10 |
| 40 | 1.148 | 1.993 | 11.96 |
| 30 | 1.124 | 1.969 | 11.81 |
| 20 | 1.098 | 1.943 | 11.66 |
| 10 | 1.073 | 1.918 | 11.51 |

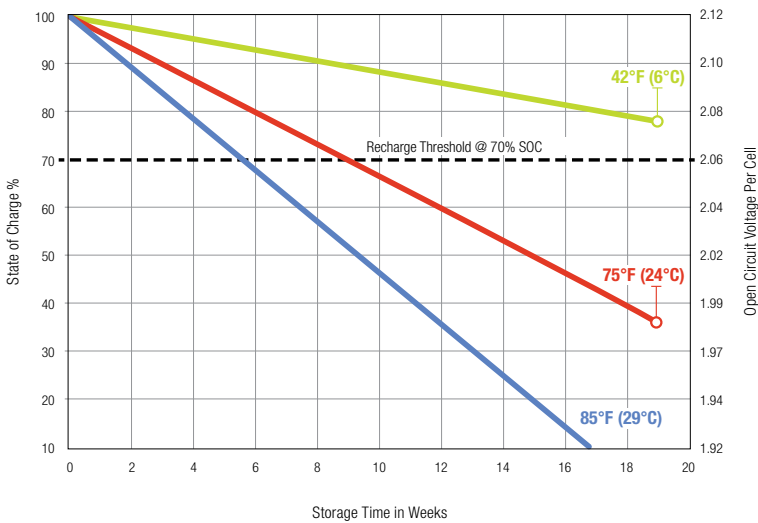
DOD VS CYCLE LIFE IN A STATIONARY APPLICATION



PERCENT CAPACITY VS. TEMPERATURE



SELF DISCHARGE VS. TIME*



EXPECTED LIFE VS. TEMPERATURE

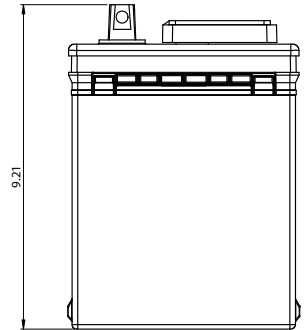
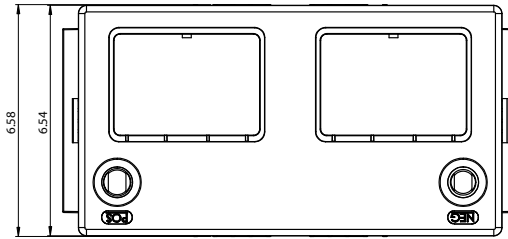
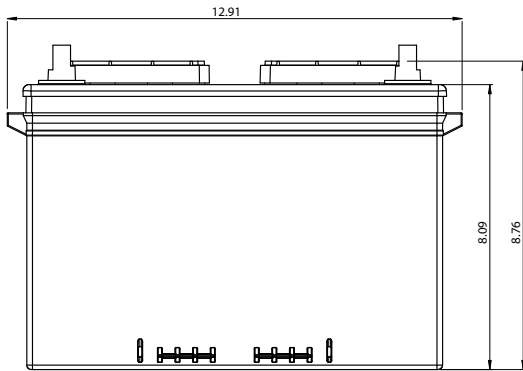
Chemical reactions internal to the battery are driven by voltage and temperature. The higher the battery temperature, the faster chemical reactions will occur. While higher temperatures can provide improved discharge performance the increased rate of chemical reactions will result in a corresponding loss of battery life. As a rule of thumb, for every 10°C increase in temperature the reaction rate doubles. Thus, a month of operation at 35°C is equivalent in battery life to two months at 25°C. Heat is an enemy of all lead acid batteries, FLA, AGM and gel alike and even small increases in temperature will have a major influence on battery life.

*PERIODIC CHARGE


FREQUENCY

Provide a periodic freshening charge to maintain a SOC greater than the threshold of 70%.

BATTERY DIMENSIONS (shown with UT)



TERMINAL CONFIGURATIONS^D

| 7 | UT | UNIVERSAL TERMINAL |
|---|----|--------------------|
|  | | |
| Terminal Height Inches (mm) 1.10 (28) | | |
| Torque Values: in-lb (Nm) 95 – 105 (11 – 12) | | |
| Bolt Size 5/16" – 18 | | |

- A. The amount of amp-hours (Ah) a battery can deliver when discharged at a constant rate at 86°F (30°C) for all rates and maintain a voltage above 1.75 V/cell. Capacities are based on peak performance.
- B. Dimensions may vary depending on type of handle or terminal. Batteries should be mounted with 0.5 inches (12.7 mm) spacing minimum.

- C. Height taken from bottom of the battery to the highest point on the battery. Heights may vary depending on type of terminal.
- D. Terminal images are representative only.
- E. Weight may vary.



Designed in compliance with applicable BCI, DIN, BS and IEC standards.
 Tested in compliance to BCI and IEC standards.



800.423.6569 / +1.562.236.3000 / trojanbattery.com

SSIG 12 120_DS REV: 10/12/23

© 2023 Trojan Battery Company, LLC. All rights reserved. Trojan Battery Company is not liable for damages that may result from any information provided in or omitted from this publication, under any circumstances. Trojan Battery Company reserves the right to make adjustments to this publication at any time, without notice or obligation.