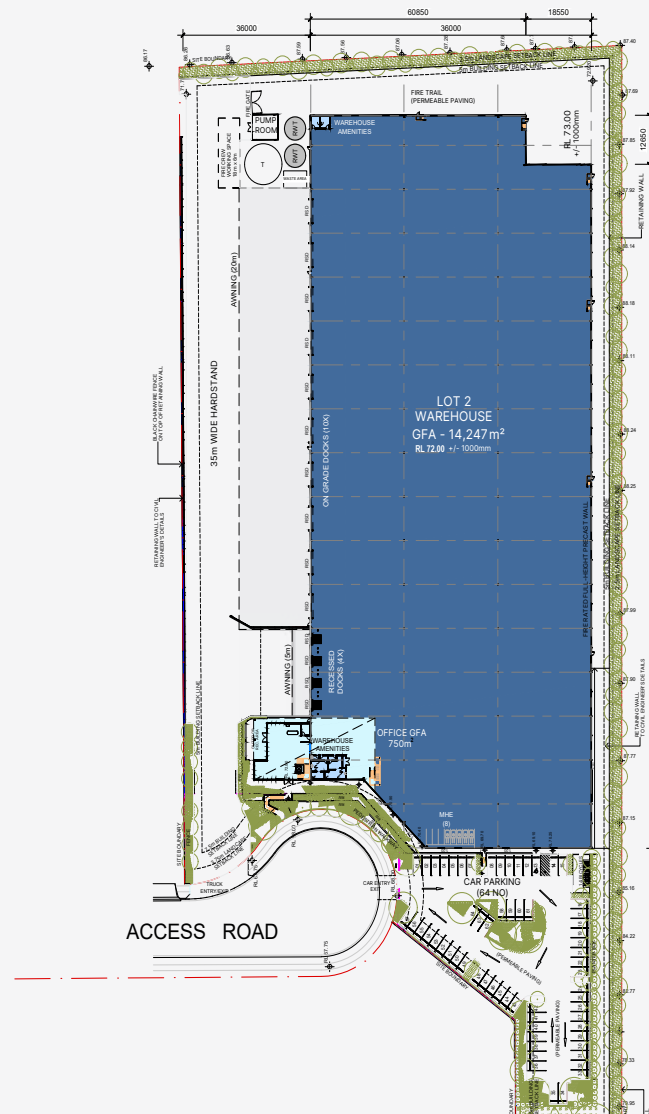







Westlink Industry Park Warehouse 2



DEVELOPMENT DATA

LOT 2 SITE AREA	28,047 m ²
WAREHOUSE	14,247 m ²
OFFICE	750 m ²
TOTAL BUILDING AREA	14,997 m²
PARKING SPACES	64



-  Available Space
-  Office Space
-  Committed Space
-  Landscaping
-  Awning