

# Westlink Stage 2 - Lot 2

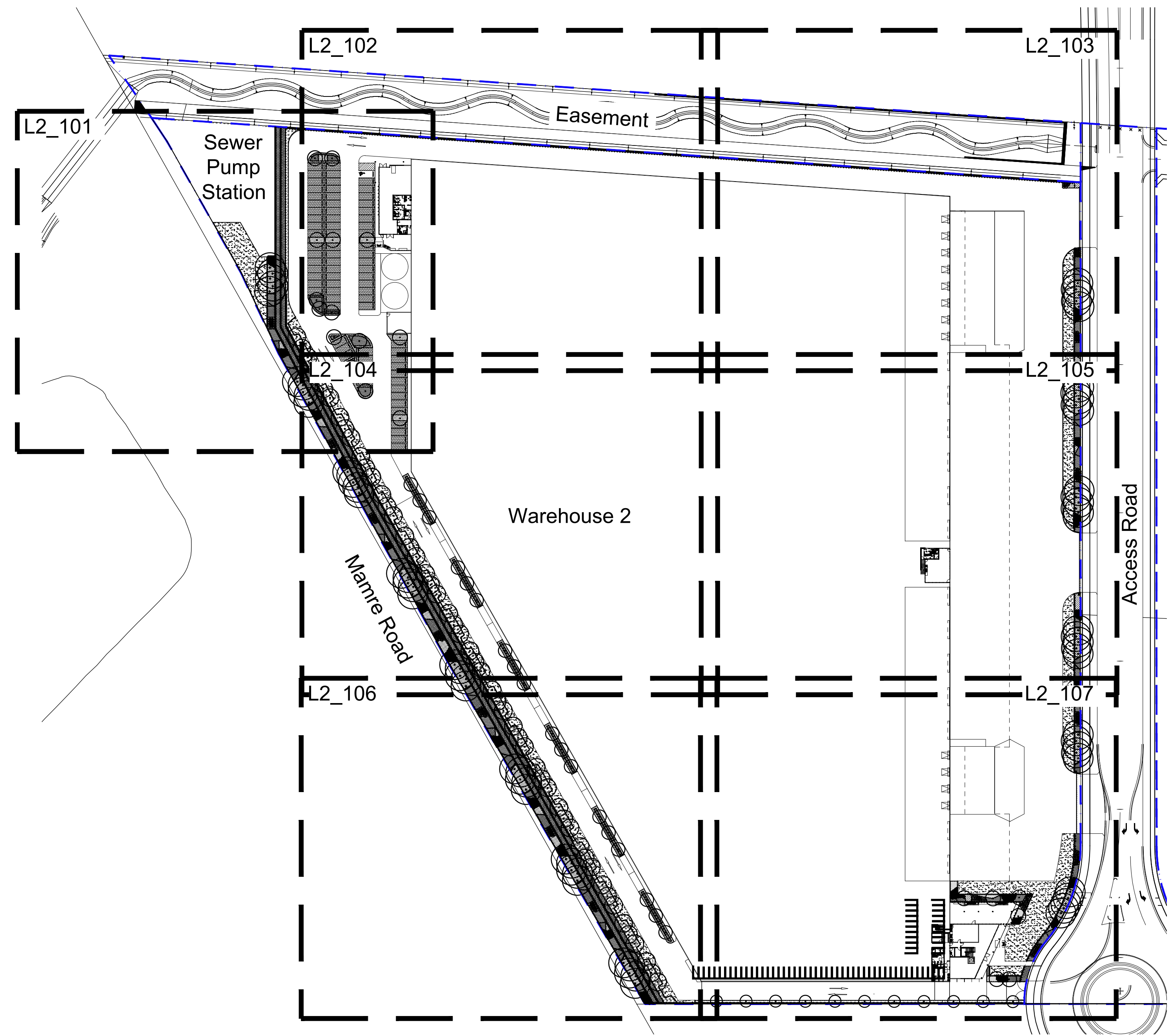
## Mamre Road, Kemps Creek

### Landscape Development Application

#### Drawing Schedule

Drawing Number	Drawing Title	Scale
L2_000	Landscape Coversheet - Lot 2	N/A
L2_101	Landscape Plan - Lot 2	1:200
L2_102	Landscape Plan - Lot 2	1:200
L2_103	Landscape Plan - Lot 2	1:200
L2_104	Landscape Plan - Lot 2	1:200
L2_105	Landscape Plan - Lot 2	1:200
L2_106	Landscape Plan - Lot 2	1:200
L2_107	Landscape Plan - Lot 2	1:200
L2_501	Landscape Details	As Shown

Plant Schedule									
	Botanic Name	Common Name	Mature Size	Pot Size	Density	Qty	ESR List	DCP Tree	DCP
Trees									
Cm	<i>Corymbia maculata</i>	Forest Red Gum	25 x 15	100L	As Shown	70		*	
Em	<i>Eucalyptus moluccana</i>	Grey Box	25 x 8	100L	As Shown	50		*	
Et	<i>Eucalyptus tereticornis</i>	Forest Red Gum	35 x 12	100L	As Shown	34		*	
Ms	<i>Melaleuca styphelioides</i>	Prickly Paperbark	10 x 4m	100L	As Shown	17	*		
Shrubs									
Ca	<i>Correa alba</i>	White Correa	1 x 1	300mm	As Shown	634	*		
Ia	<i>Indigofera australis</i>	Australian Indigo	1.5 x 1.5	300mm	As Shown	159	*		
An	<i>Atriplex nummularia</i>	Old Man Salt Bush	2.5 x 1.5	300mm	As Shown	78	*		
Grasses and Groundcovers									
Hs	<i>Hibbertia scandens</i>	Snake Vine	0.2 x 2	150mm	As Shown	1188	*		
Cap	<i>Chryscephalum apiculatum</i>	Yellow Buttons	0.5 x 0.9	150mm	As Shown	1562	*		
Dc	<i>Dianella caerulea</i>	Blue Flax Lily	0.75 x 0.75	150mm	As Shown	265	*		
Li	<i>Lomandra longifolia</i>	Mat Rush	0.75 x 1	150mm	As Shown	1452	*		
Mp	<i>Myoporum parvifolium</i>	Creeping Boobialla	0.3 x 1	150mm	As Shown	942	*		
PI	<i>Poa labillardieri</i>	Poa	1 x 0.5	150mm	As Shown	1315	*		
Retaining Wall Planting Matrix									
Dv	<i>Dodenea viscosa</i>	Giant Hop Bush	3 x 3	300mm	As Shown	396	*		
Hs	<i>Hibbertia scandens</i>	Snake Vine	0.2 x 2	150mm	As Shown	726	*		
Ju	<i>Juncus usitatus</i>	Common Rush	0.4 x 0.5	150mm	As Shown	2044	*		
Ca	<i>Correa alba</i>	White Correa	1 x 1	300mm	As Shown	990	*		
Mp	<i>Myoporum parvifolium</i>	Creeping Boobialla	0.3 x 1	150mm	As Shown	726	*		
Groundcover Planting Matrix									
Hs	<i>Hibbertia scandens</i>	Snake Vine	0.2 x 2	150mm	4/m2	899	*		
Cap	<i>Chryscephalum apiculatum</i>	Yellow Buttons	0.5 x 0.9	150mm	4/m2	899	*		
Mp	<i>Myoporum parvifolium</i>	Creeping Boobialla	0.3 x 1	150mm	4/m2	899	*		



Site Plan | Scale 1:1000

© 2021 Site Image (NSW) Pty Ltd ABN 44 801 262 380 as agent for Site Image NSW Partnership. All rights reserved. This drawing is copyright and shall not be reproduced or copied in any form or by any means (graphic, electronic or mechanical including photocopy) without the written permission of Site Image (NSW) Pty Ltd Any license, expressed or implied, to use this document for any purpose what so ever is restricted to the terms of the written agreement between Site Image (NSW) Pty Ltd and the instructing party.

The contractor shall check and verify all work on site (including work by others) before commencing the landscape installation. Any discrepancies are to be reported to the Project Manager or Landscape Architect prior to commencing work. Do not scale this drawing. Any required dimensions not shown shall be referred to the Landscape Architect for confirmation.

04	For Comment	CS	NM	10.10.2023
03	For Comment	CS	NM	18.09.2023
02	For Comment	CS	NM	31.07.2023
01	For Comment	RH	NM	24.10.2022
Issue	Revision Description	Drawn	Check	Date

#### Legend

#### Key Plan

Client

ESR

Project

Westlink  
Mamre Road, Kemps Creek  
Stage 2

Level 1, 3-5 Baptist Street  
Redfern NSW 2016  
Australia

Tel: (61 2) 8332 5600  
Fax: (61 2) 9698 2877  
www.siteimage.com.au

Site Image (NSW) Pty Ltd  
ABN 44 801 262 380

S I T E I M A G E



Landscape Architects

PRELIMINARY

Drawing Name

Landscape Coversheet - Lot 2

Scale

Job Number

SS22-4971

Drawing Number

L2\_000 04

Issue

NOT FOR CONSTRUCTION



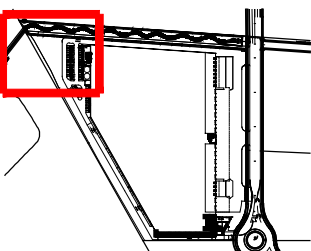
© 2021 Site Image (NSW) Pty Ltd ABN 44 801 262 380 as agent for Site Image NSW Partnership. All rights reserved. This drawing is copyright and shall not be reproduced or copied in any form or by any means (graphic, electronic or mechanical including photocopy) without the written permission of Site Image (NSW) Pty Ltd Any license, expressed or implied, to use this document for any purpose what so ever is restricted to the terms of the written agreement between Site Image (NSW) Pty Ltd and the instructing party.

The contractor shall check and verify all work on site (including work by others) before commencing the landscape installation. Any discrepancies are to be reported to the Project Manager or Landscape Architect prior to commencing work. Do not scale this drawing. Any required dimensions not shown shall be referred to the Landscape Architect for confirmation.

04	For Comment	CS	NM	10.10.2023
03	For Comment	CS	NM	18.09.2023
02	For Comment	CS	NM	31.07.2023
01	For Comment	RH	NM	24.10.2022
Issue	Revision Description	Drawn	Check	Date

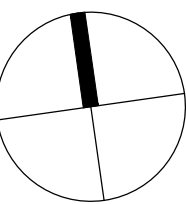
- Legend
- Site Boundary
  - Proposed Trees
  - Proposed Shrubs and Accents
  - Proposed Grasses and Groundcovers
  - Groundcover Planting Matrix
  - Retaining Wall Planting Matrix
  - Turf
  - Fence
  - Concrete Edge
  - Mulch
  - Permeable Paving  
Refer To Architect's Drawings

Key Plan



Client

ESR



Project

Westlink  
Mamre Road, Kemps Creek  
Stage 2

Level 1, 3-5 Baptist Street  
Redfern NSW 2016  
Australia

Tel: (61 2) 8332 5600  
Fax: (61 2) 9698 2877  
www.siteimage.com.au

Site Image (NSW) Pty Ltd  
ABN 44 801 262 380

S I T E I M A G E



Landscape Architects

PRELIMINARY

Drawing Name

Landscape Plan - Lot 2

Scale 1:200 @ A1

Job Number

SS22-4971

0 1 2 3 4 5 6 7 8 9 10m

Issue

L2\_101 04

NOT FOR CONSTRUCTION

A1



© 2021 Site Image (NSW) Pty Ltd ABN 44 801 262 380 as agent for Site Image NSW Partnership. All rights reserved. This drawing is copyright and shall not be reproduced or copied in any form or by any means (graphic, electronic or mechanical including photocopy) without the written permission of Site Image (NSW) Pty Ltd Any license, expressed or implied, to use this document for any purpose what so ever is restricted to the terms of the written agreement between Site Image (NSW) Pty Ltd and the instructing party.

The contractor shall check and verify all work on site (including work by others) before commencing the landscape installation. Any discrepancies are to be reported to the Project Manager or Landscape Architect prior to commencing work. Do not scale this drawing. Any required dimensions not shown shall be referred to the Landscape Architect for confirmation.

04	For Comment	CS	NM	10.10.2023
03	For Comment	CS	NM	18.09.2023
02	For Comment	CS	NM	31.07.2023
01	For Comment	RH	NM	24.10.2022
Issue	Revision Description	Drawn	Check	Date

Legend

Site Boundary

Proposed Trees

Proposed Shrubs and Accents

Proposed Grasses and Groundcovers

Groundcover Planting Matrix

Retaining Wall Planting Matrix

Turf

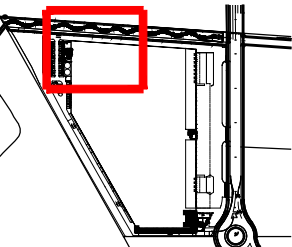
Fence

Concrete Edge

Mulch

Permeable Paving  
Refer To Architect's Drawings

Key Plan



Client

ESR

Project

Westlink

Mamre Road, Kemps Creek

Stage 2

S I T E I M A G E

Level 1, 3-5 Baptist Street  
Redfern NSW 2016  
Australia

Tel: (61 2) 8332 5600  
Fax: (61 2) 9698 2877  
www.siteimage.com.au

Site Image (NSW) Pty Ltd  
ABN 44 801 262 380

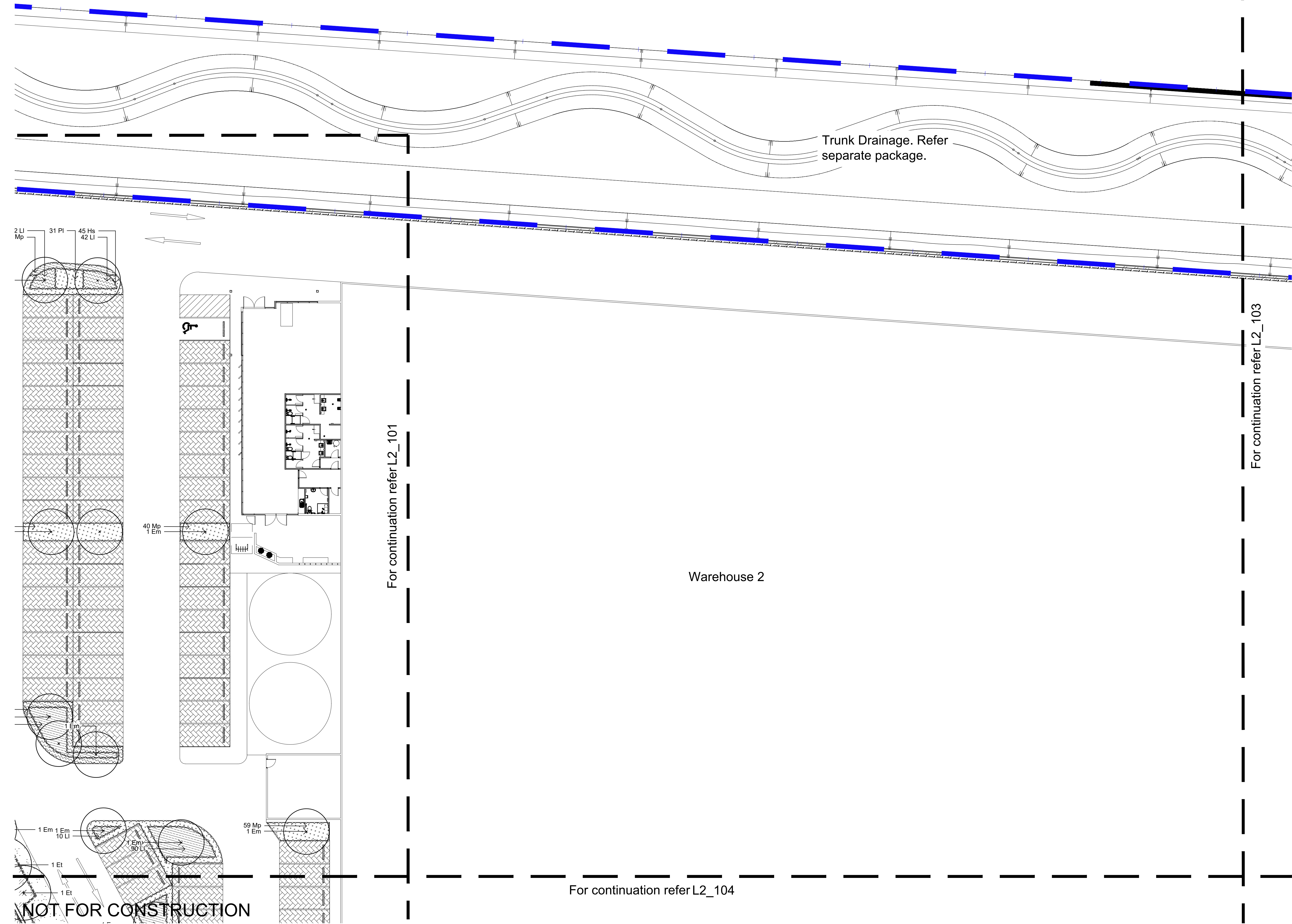
Landscape Architects

PRELIMINARY

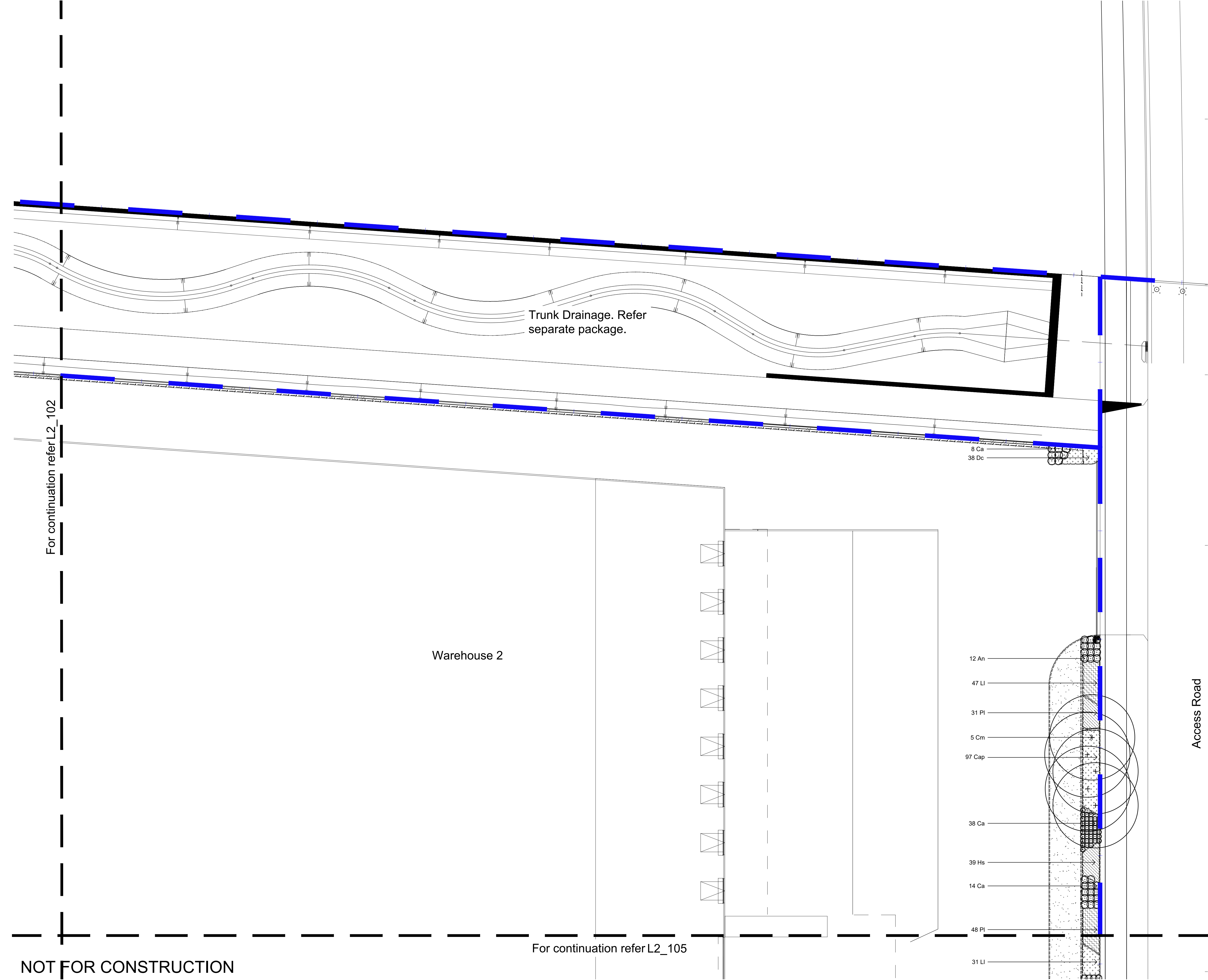
Drawing Name  
Landscape Plan - Lot 2

Scale 1:200 @ A1  
Job Number  
Drawing Number  
Issue

SS22-4971 L2\_102 04





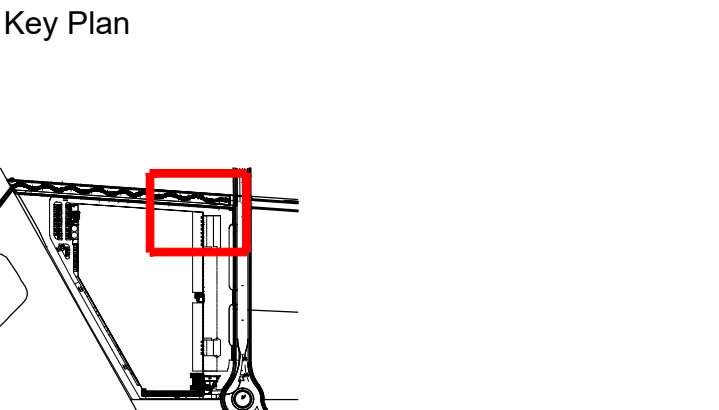


© 2021 Site Image (NSW) Pty Ltd ABN 44 801 262 380 as agent for Site Image NSW Partnership. All rights reserved. This drawing is copyright and shall not be reproduced or copied in any form or by any means (graphic, electronic or mechanical including photocopy) without the written permission of Site Image (NSW) Pty Ltd Any license, expressed or implied, to use this document for any purpose what so ever is restricted to the terms of the written agreement between Site Image (NSW) Pty Ltd and the instructing party.

The contractor shall check and verify all work on site (including work by others) before commencing the landscape installation. Any discrepancies are to be reported to the Project Manager or Landscape Architect prior to commencing work. Do not scale this drawing. Any required dimensions not shown shall be referred to the Landscape Architect for confirmation.

04	For Comment	CS	NM	10.10.2023
03	For Comment	CS	NM	18.09.2023
02	For Comment	CS	NM	31.07.2023
01	For Comment	RH	NM	24.10.2022
Issue	Revision Description	Drawn	Check	Date

- Legend
- Site Boundary
  - Proposed Trees
  - Proposed Shrubs and Accents
  - Proposed Grasses and Groundcovers
  - Groundcover Planting Matrix
  - Retaining Wall Planting Matrix
  - Turf
  - Fence
  - Concrete Edge
  - Mulch
  - Permeable Paving  
Refer To Architect's Drawings



Project

Westlink  
Mamre Road, Kemps Creek  
Stage 2

S I T E I M A G E

Level 1, 3-5 Baptist Street  
Redfern NSW 2016  
Australia

Tel: (61 2) 8332 5600  
Fax: (61 2) 9698 2877  
www.siteimage.com.au

Site Image (NSW) Pty Ltd  
ABN 44 801 262 380

Landscape Architects

PRELIMINARY

Drawing Name

Landscape Plan - Lot 2

Scale 1:200 @ A1

Job Number

SS22-4971

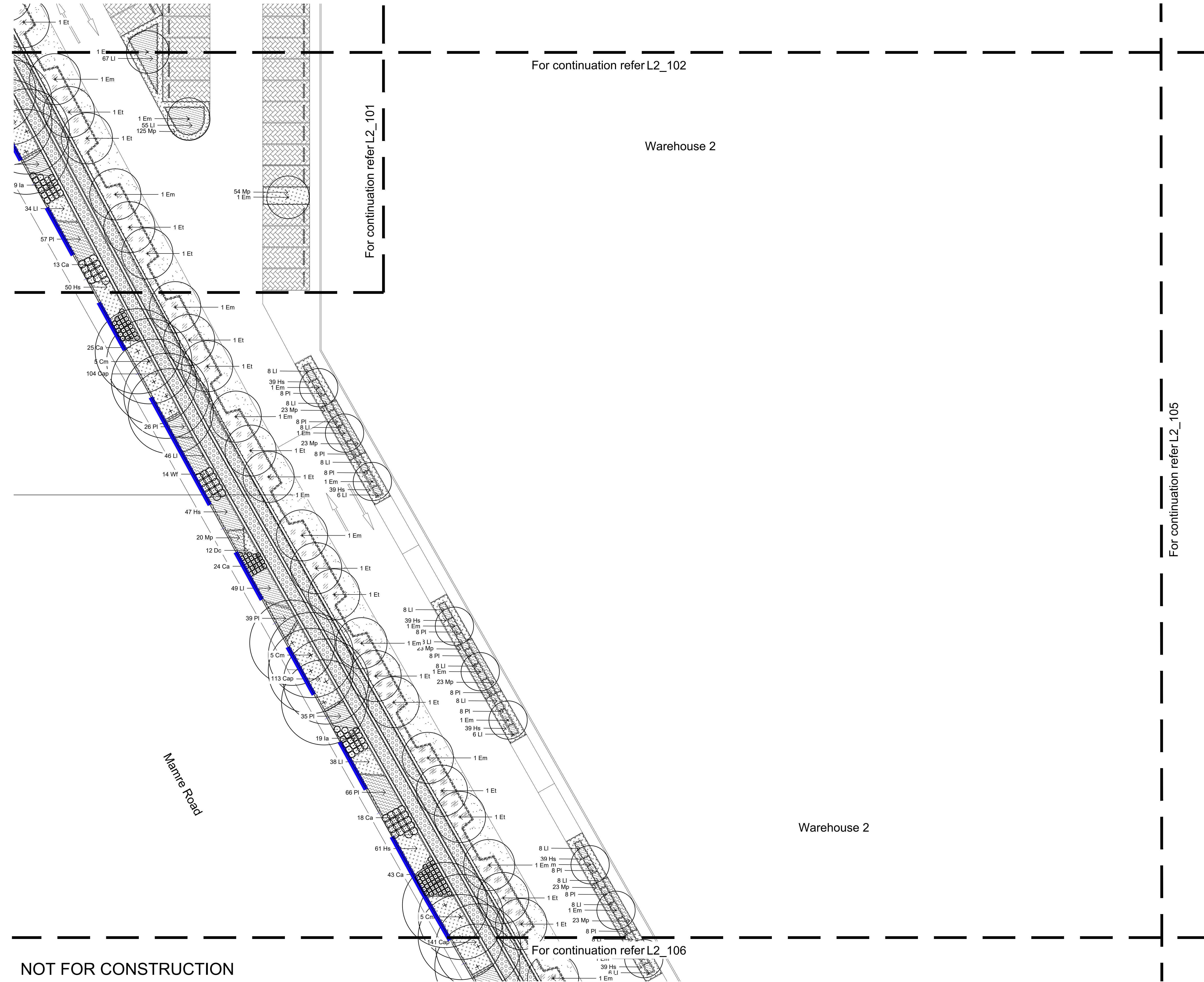
Drawing Number

L2\_103

Issue

04





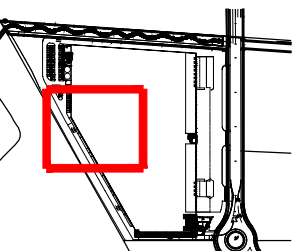
© 2021 Site Image (NSW) Pty Ltd ABN 44 801 262 380 as agent for Site Image NSW Partnership. All rights reserved. This drawing is copyright and shall not be reproduced or copied in any form or by any means (graphic, electronic or mechanical including photocopy) without the written permission of Site Image (NSW) Pty Ltd Any license, expressed or implied, to use this document for any purpose what so ever is restricted to the terms of the written agreement between Site Image (NSW) Pty Ltd and the instructing party.

The contractor shall check and verify all work on site (including work by others) before commencing the landscape installation. Any discrepancies are to be reported to the Project Manager or Landscape Architect prior to commencing work. Do not scale this drawing. Any required dimensions not shown shall be referred to the Landscape Architect for confirmation.

04	For Comment	CS	NM	10.10.2023
03	For Comment	CS	NM	18.09.2023
02	For Comment	CS	NM	31.07.2023
01	For Comment	RH	NM	24.10.2022
Issue	Revision Description	Drawn	Check	Date

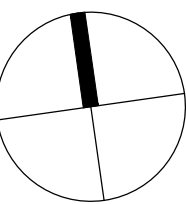
- Legend
- Site Boundary
  - Proposed Trees
  - Proposed Shrubs and Accents
  - Proposed Grasses and Groundcovers
  - Groundcover Planting Matrix
  - Retaining Wall Planting Matrix
  - Turf
  - Fence
  - Concrete Edge
  - Mulch
  - Permeable Paving Refer To Architect's Drawings

Key Plan



Client

ESR



Project

Westlink  
Mamre Road, Kemps Creek  
Stage 2

Level 1, 3-5 Baptist Street  
Redfern NSW 2016  
Australia

Tel: (61 2) 8332 5600  
Fax: (61 2) 9698 2877  
www.siteimage.com.au

Site Image (NSW) Pty Ltd  
ABN 44 801 262 380

S I T E I M A G E



Landscape Architects

PRELIMINARY

Drawing Name

Landscape Plan - Lot 2

Scale 1:200 @ A1

Job Number

SS22-4971

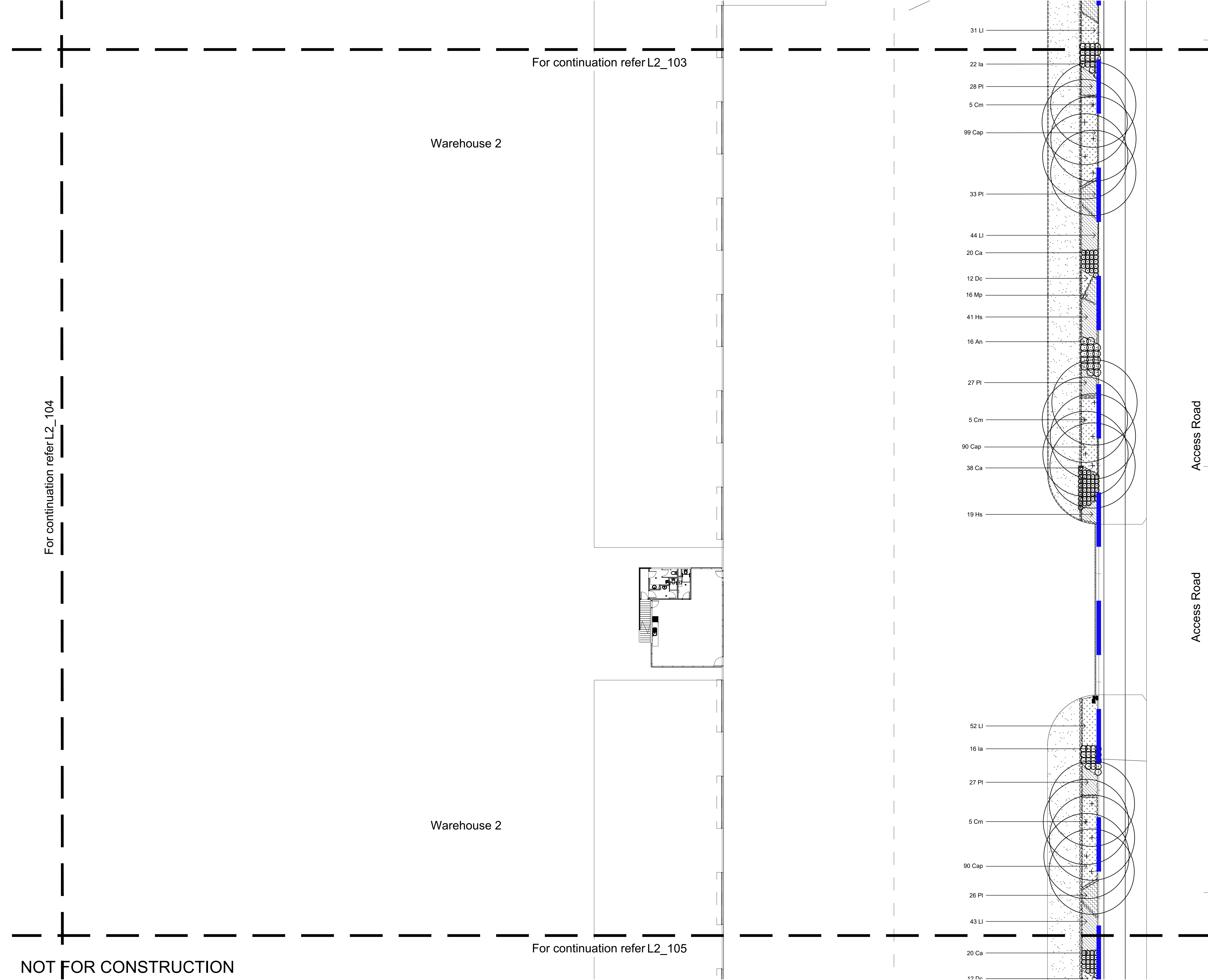
0 1 2 3 4 5 6 7 8 9 10m

Drawing Number

L2\_104 04

NOT FOR CONSTRUCTION





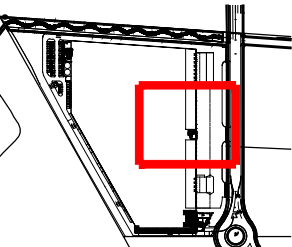
© 2021 Site Image (NSW) Pty Ltd ABN 44 801 262 380 as agent for Site Image NSW Partnership. All rights reserved. This drawing is copyright and shall not be reproduced or copied in any form or by any means (graphic, electronic or mechanical including photocopy) without the written permission of Site Image (NSW) Pty Ltd Any license, expressed or implied, to use this document for any purpose what so ever is restricted to the terms of the written agreement between Site Image (NSW) Pty Ltd and the instructing party.

The contractor shall check and verify all work on site (including work by others) before commencing the landscape installation. Any discrepancies are to be reported to the Project Manager or Landscape Architect prior to commencing work. Do not scale this drawing. Any required dimensions not shown shall be referred to the Landscape Architect for confirmation.

04	For Comment	CS	NM	10.10.2023
03	For Comment	CS	NM	18.09.2023
02	For Comment	CS	NM	31.07.2023
01	For Comment	RH	NM	24.10.2022
Issue	Revision Description	Drawn	Check	Date

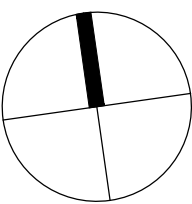
- Legend
- Site Boundary
  - Proposed Trees
  - Proposed Shrubs and Accents
  - Proposed Grasses and Groundcovers
  - Groundcover Planting Matrix
  - Retaining Wall Planting Matrix
  - Turf
  - Fence
  - Concrete Edge
  - Mulch
  - Permeable Paving  
Refer To Architect's Drawings

Key Plan



Client

ESR



Project

Westlink  
Mamre Road, Kemps Creek  
Stage 2

Level 1, 3-5 Baptist Street  
Redfern NSW 2016  
Australia

Tel: (61 2) 8332 5600  
Fax: (61 2) 9698 2877  
www.siteimage.com.au

Site Image (NSW) Pty Ltd  
ABN 44 801 262 380

S I T E I M A G E



Landscape Architects

PRELIMINARY

Drawing Name

Landscape Plan - Lot 2

Scale 1:200 @ A1  
Job Number

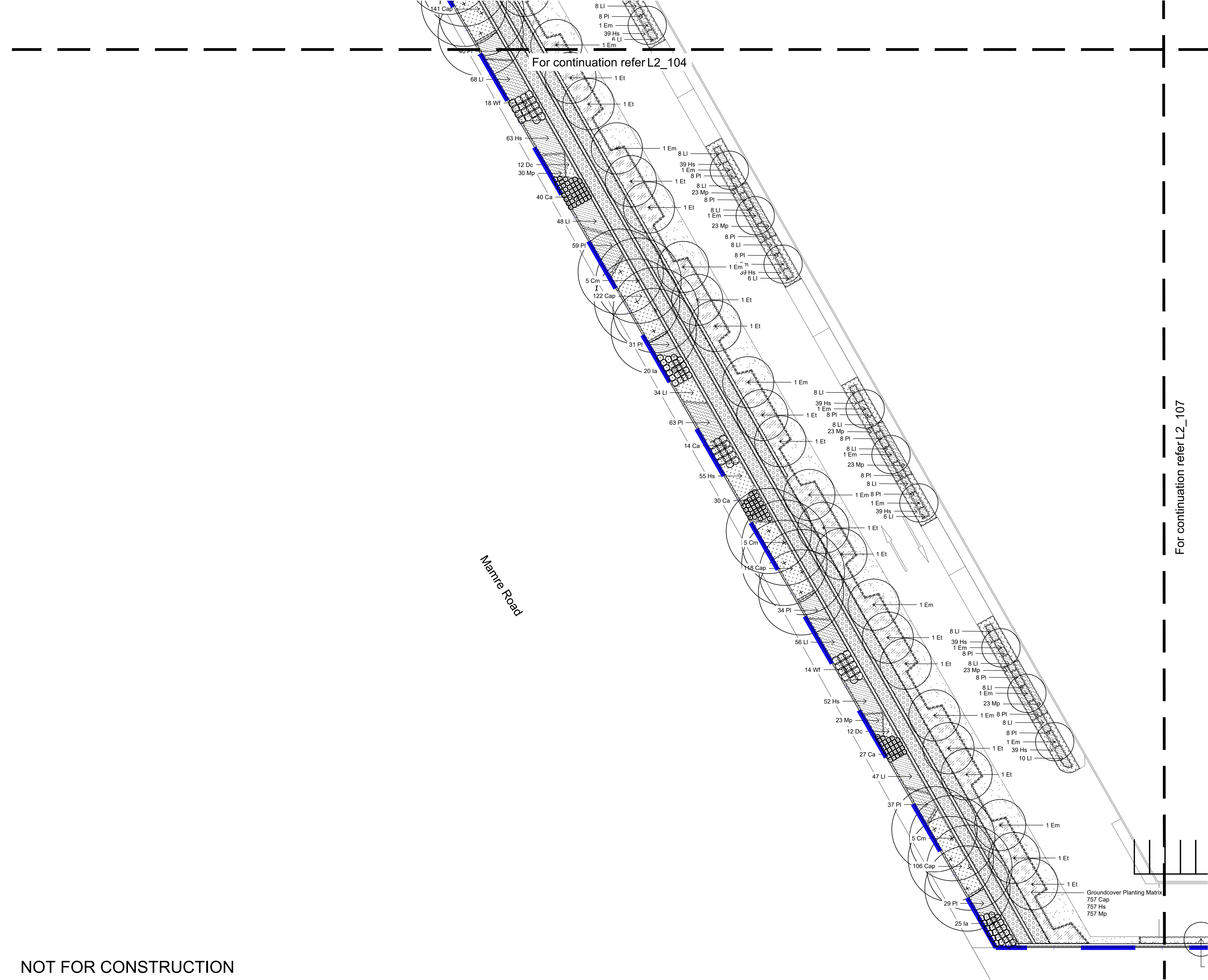
0 1 2 3 4 5 6 7 8 9 10m  
Drawing Number Issue

SS22-4971

L2\_105 04



NOT FOR CONSTRUCTION



© 2021 Site Image (NSW) Pty Ltd ABN 44 801 262 380 as agent for Site Image NSW Partnership. All rights reserved. This drawing is copyright and shall not be reproduced or copied in any form or by any means (graphic, electronic or mechanical including photocopy) without the written permission of Site Image (NSW) Pty Ltd Any license, expressed or implied, to use this document for any purpose what so ever is restricted to the terms of the written agreement between Site Image (NSW) Pty Ltd and the instructing party.

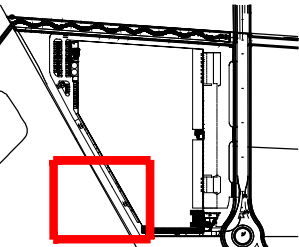
The contractor shall check and verify all work on site (including work by others) before commencing the landscape installation. Any discrepancies are to be reported to the Project Manager or Landscape Architect prior to commencing work. Do not scale this drawing. Any required dimensions not shown shall be referred to the Landscape Architect for confirmation.

04	For Comment	CS	NM	10.10.2023
03	For Comment	CS	NM	18.09.2023
02	For Comment	CS	NM	31.07.2023
01	For Comment	RH	NM	24.10.2022
Issue	Revision Description	Drawn	Check	Date

Legend

- Site Boundary
- Proposed Trees
- Proposed Shrubs and Accents
- Proposed Grasses and Groundcovers
- Groundcover Planting Matrix
- Retaining Wall Planting Matrix
- Turf
- Fence
- Concrete Edge
- Mulch
- Permeable Paving Refer To Architect's Drawings

Key Plan



Client

ESR

Project

Westlink

Mamre Road, Kemps Creek

Stage 2

S I T E I M A G E

Level 1, 3-5 Baptist Street  
Redfern NSW 2016  
Australia

Tel: (61 2) 8332 5600  
Fax: (61 2) 9698 2877  
www.siteimage.com.au

Site Image (NSW) Pty Ltd  
ABN 44 801 262 380

PRELIMINARY

Drawing Name

Landscape Plan - Lot 2

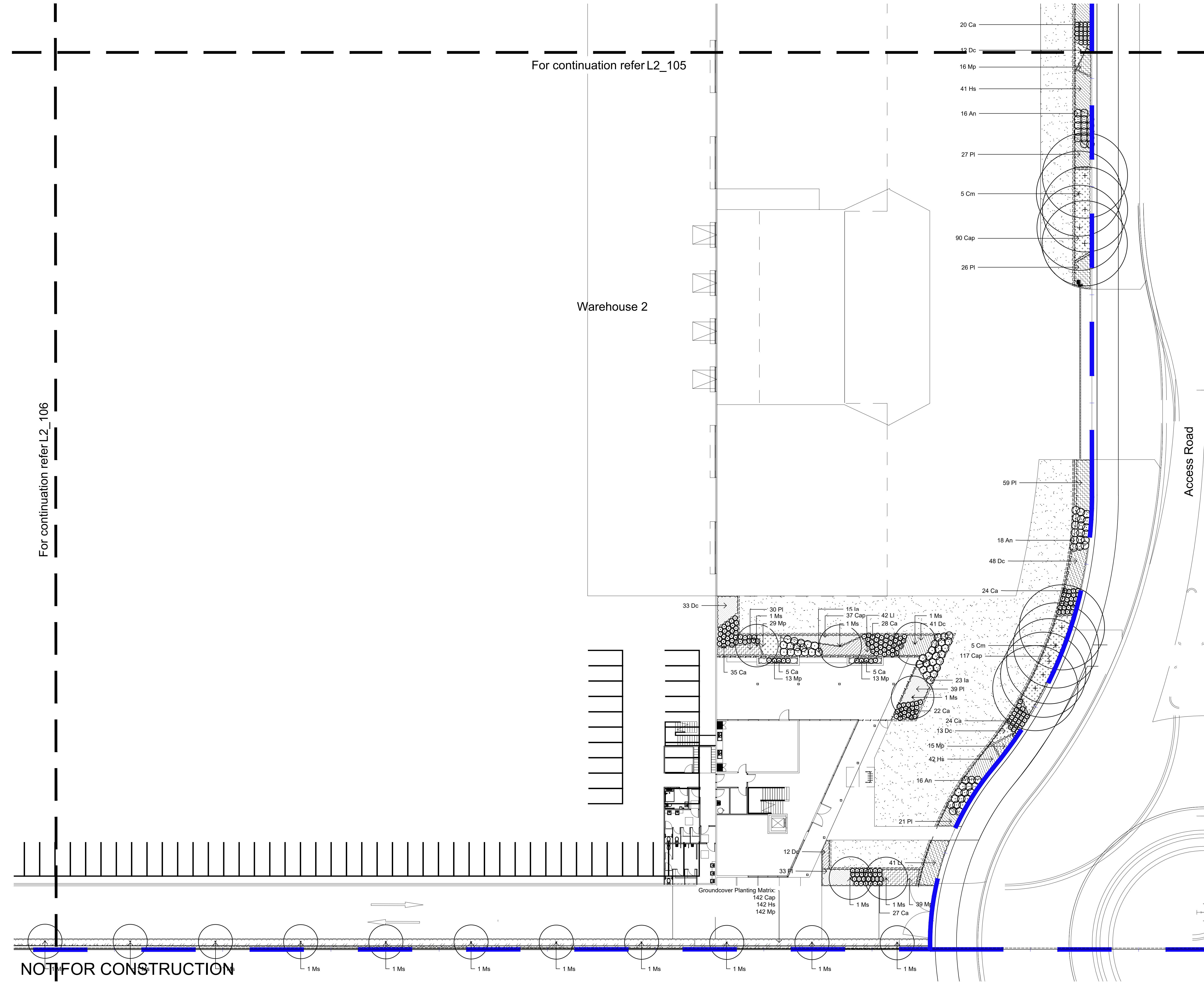
Scale 1:200 @ A1

Job Number

0 1 2 4 8 10m

Issue





© 2021 Site Image (NSW) Pty Ltd ABN 44 801 262 380 as agent for Site Image NSW Partnership. All rights reserved. This drawing is copyright and shall not be reproduced or copied in any form or by any means (graphic, electronic or mechanical including photocopy) without the written permission of Site Image (NSW) Pty Ltd Any license, expressed or implied, to use this document for any purpose what so ever is restricted to the terms of the written agreement between Site Image (NSW) Pty Ltd and the instructing party.

The contractor shall check and verify all work on site (including work by others) before commencing the landscape installation. Any discrepancies are to be reported to the Project Manager or Landscape Architect prior to commencing work. Do not scale this drawing. Any required dimensions not shown shall be referred to the Landscape Architect for confirmation.

04	For Comment	CS	NM	10.10.2023
03	For Comment	CS	NM	18.09.2023
02	For Comment	CS	NM	31.07.2023
01	For Comment	RH	NM	24.10.2022
Issue	Revision Description	Drawn	Check	Date

- Legend**
- Site Boundary
  - Proposed Trees
  - Proposed Shrubs and Accents
  - Proposed Grasses and Groundcovers
  - Groundcover Planting Matrix
  - Retaining Wall Planting Matrix
  - Turf
  - Fence
  - Concrete Edge
  - Mulch
  - Permeable Paving Refer To Architect's Drawings

**Key Plan**

Client  
**ESR**

Project  
**Westlink**  
**Mamre Road, Kemps Creek**  
**Stage 2**

**SITE IMAGE**

Level 1, 3-5 Baptist Street  
Redfern NSW 2016  
Australia

Tel: (61 2) 8332 5600  
Fax: (61 2) 9698 2877  
www.siteimage.com.au

Site Image (NSW) Pty Ltd  
ABN 44 801 262 380

Landscape Architects

**PRELIMINARY**

Drawing Name  
**Landscape Plan - Lot 2**

Scale 1:200 @ A1

Job Number  
**SS22-4971**

10m

Issue  
**107 04**



The contractor shall check and verify all work on site (including work by others) before commencing the landscape installation. Any discrepancies are to be reported to the Project Manager or Landscape Architect prior to commencing work. Do not scale this drawing. Any required dimensions not shown shall be referred to the Landscape Architect for confirmation.

01	For Comment	RH	NM	30.09.2022
Issue	Revision Description	Drawn	Check	Date

Legend

Key Plan

Client

ESR

Project

Westlink

Mamre Road, Kemps Creek

Stage 2

Level 1, 3-5 Baptist Street  
Redfern NSW 2016  
Australia

Tel: (61 2) 8332 5600  
Fax: (61 2) 9698 2877  
www.siteimage.com.au

Site Image (NSW) Pty Ltd  
ABN 44 801 262 380

S I T E I M A G E



Landscape Architects

PRELIMINARY

Drawing Name

Landscape Details

Scale As Shown

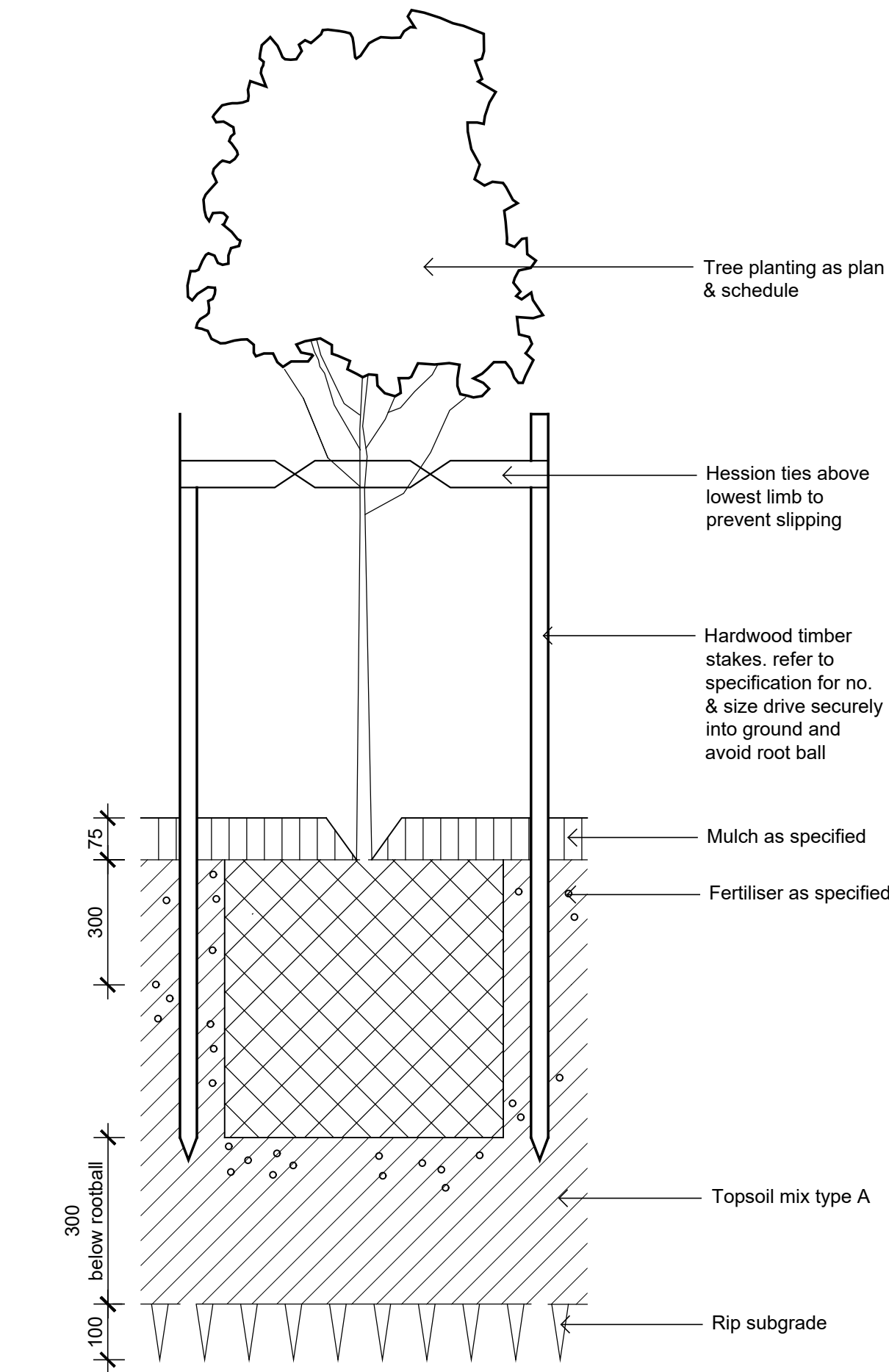
Job Number

SS22-4971

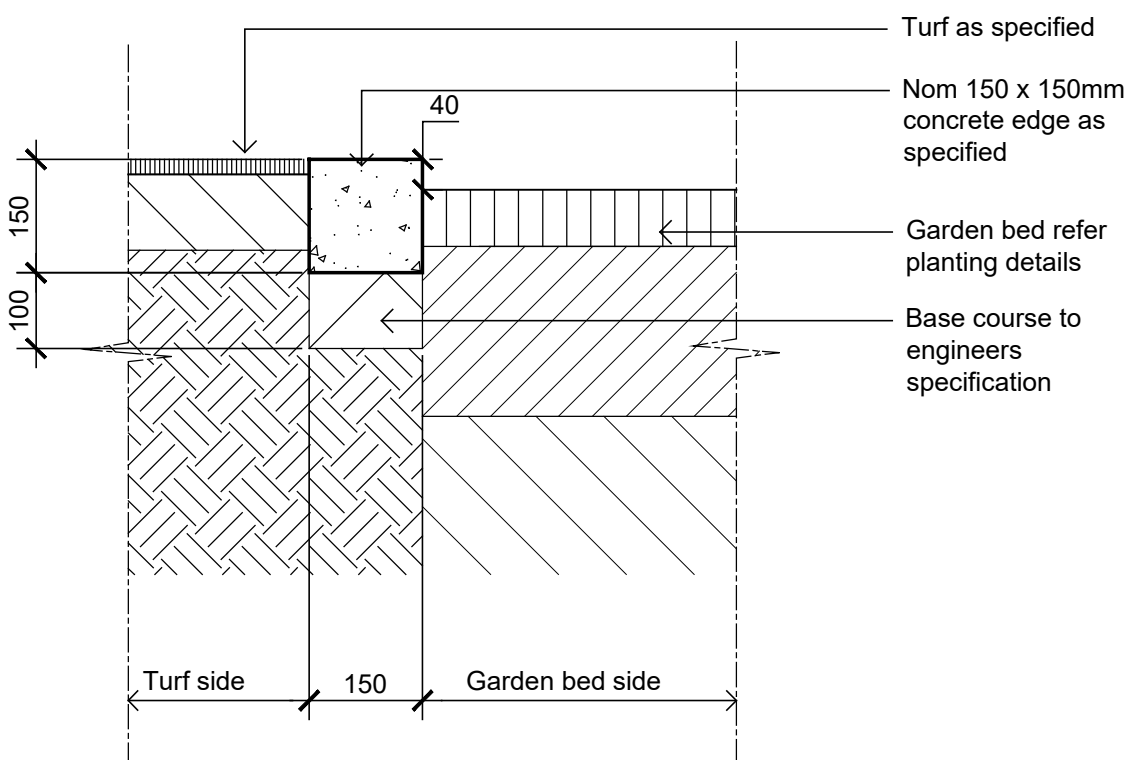
Drawing Number

L2\_501 01

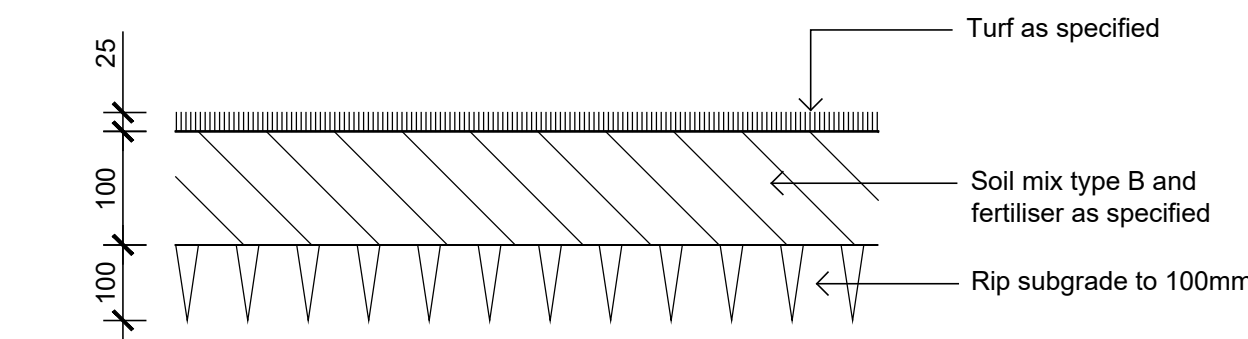
Issue



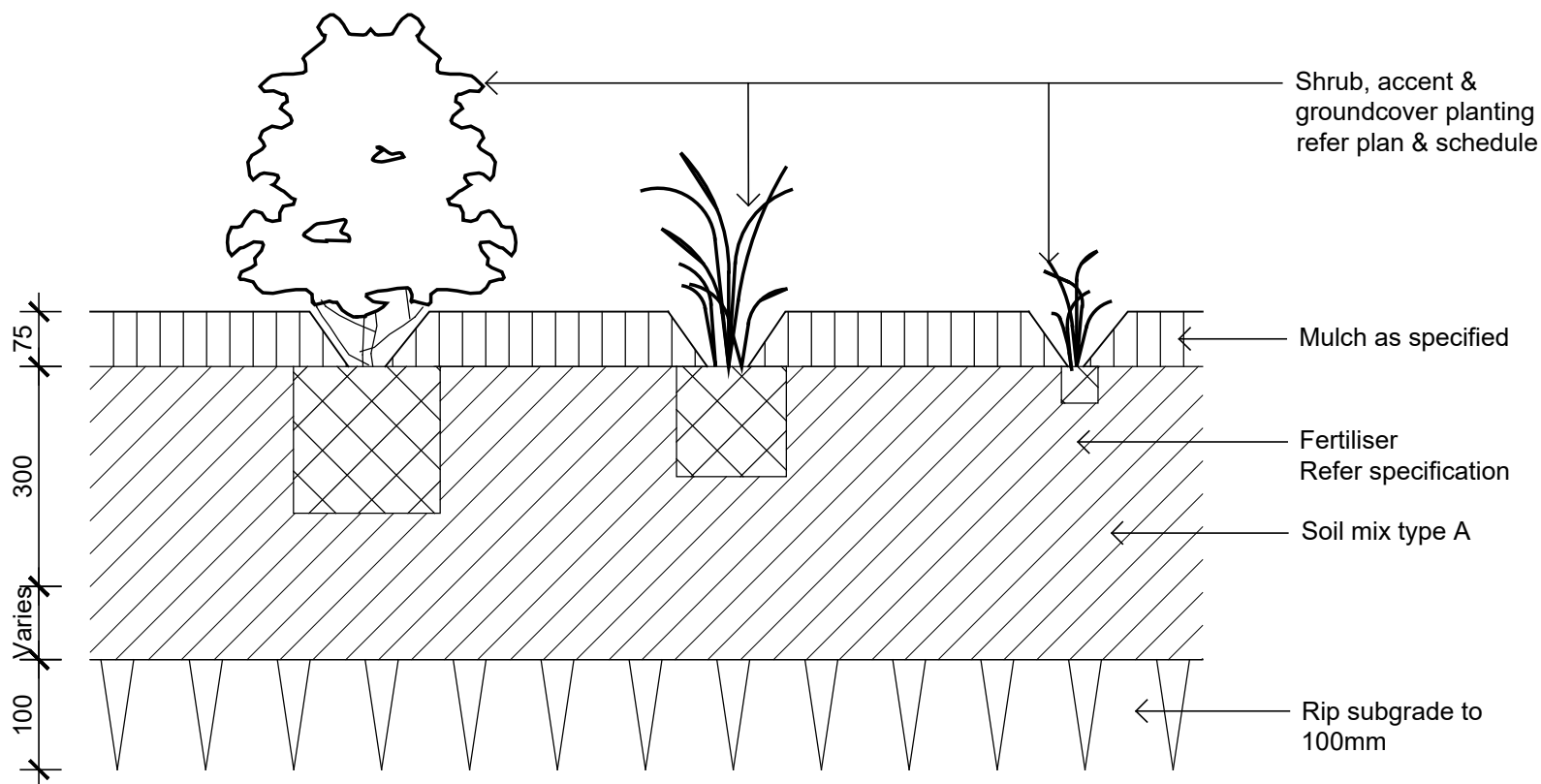
Detail 75-200L Tree Planting on Grade  
1:10



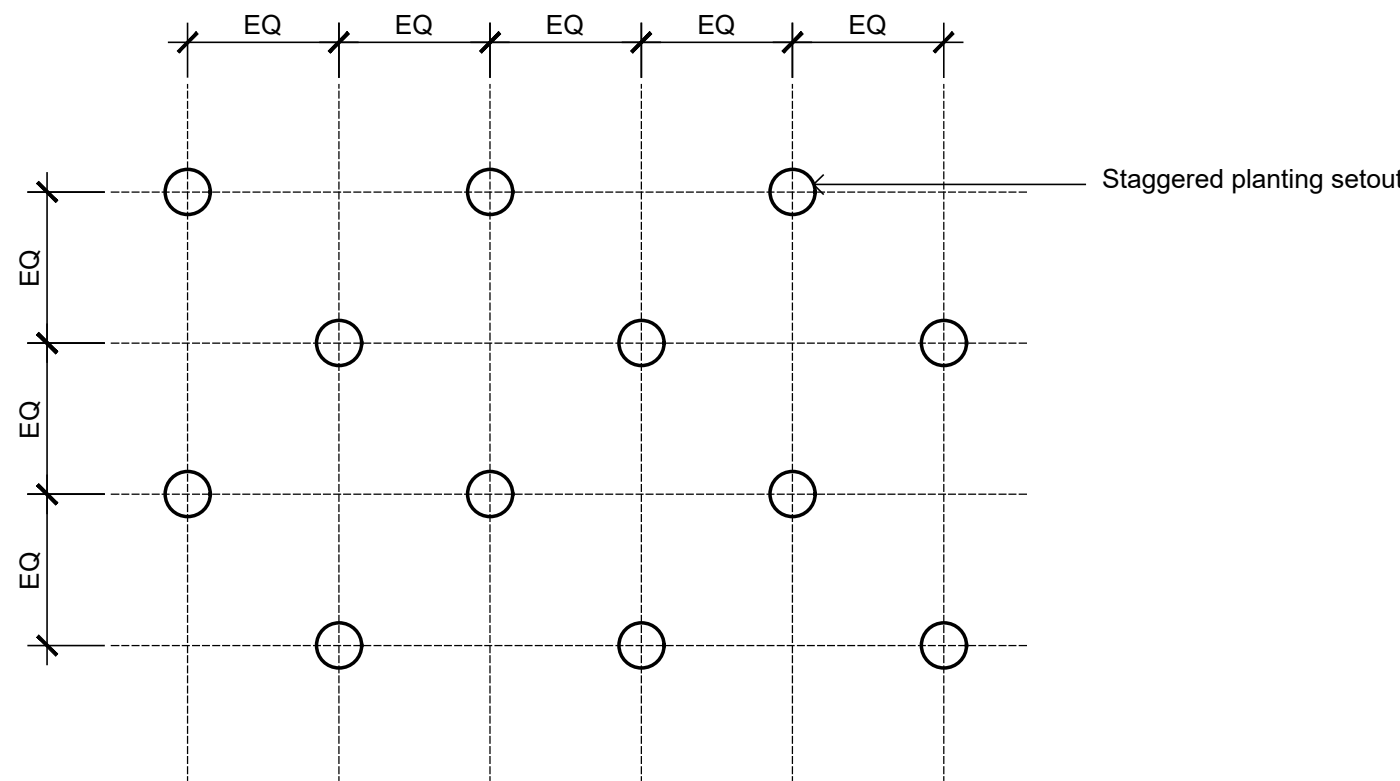
Typical Concrete Edge  
1:10



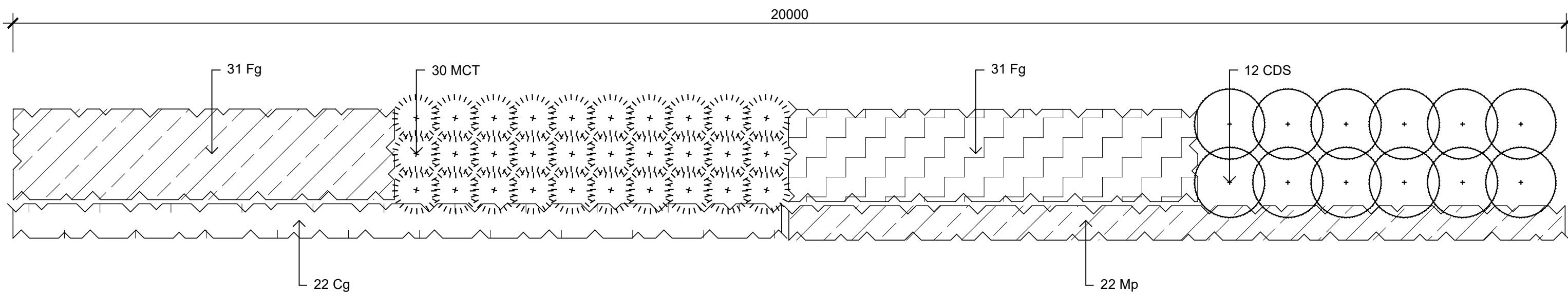
Detail Turf on Even Grade  
1:10



Detail Shrub Accent & Groundcover Planting  
1:10



Groundcover Planting Matrix  
1:10



Retaining Wall Planting Matrix  
1:50