



From 14 June

683

Times are changed

Bus

683



Easy access on all buses

Shakerley
Atherton
Howe Bridge
Leigh

From 14 June 2020

For public transport information
phone **0161 244 1000**

7am – 8pm Mon to Fri

8am – 8pm Sat, Sun & public holidays

This timetable is available online at
www.tfgm.com

Operated by
Diamond

Additional information

Alternative format

To ask for leaflets to be sent to you, or to request large print, Braille or recorded information phone 0161 244 1000 or visit www.tfgm.com

Easy access on buses



Journeys run with low floor buses have no steps at the entrance, making getting on and off easier. Where shown, low floor buses have a ramp for access and a dedicated space for wheelchairs and pushchairs inside the bus. The bus operator will always try to provide easy access services where these services are scheduled to run.

Using this timetable

Timetables show the direction of travel, bus numbers and the days of the week. Main stops on the route are listed on the left. Where no time is shown against a particular stop, the bus does not stop there on that journey. Check any letters which are shown in the timetable against the key at the bottom of the page.

Where to find information about service changes

www.tfgm.com

Bus station posters

Leaflets from outlets.

Tickets and information


Bus companies offer a range of tickets for use on their own buses. For travel on any service in the County, use System One tickets, including DaySaver. Travelshops provide tickets, information and journey planning advice on buses, trains and trams for work and pleasure.

Using the 24 hour clock

Times are shown in four figures. The first two are the hour and the last two are the minutes.

0753 is 53 minutes past 7am

1953 is 53 minutes past 7pm



Operator details

Diamond

Weston Street,

Bolton,

BL3 2AW

Telephone 01204 937535

Email commentsdiamondbusnorthwest@rotala.co.uk

www.diamondbuses.com

Travelshops

Leigh Bus Station

Monday to Friday 7am to 5.30pm






Saturday 8.30am to 1.15pm and 2pm to 4pm

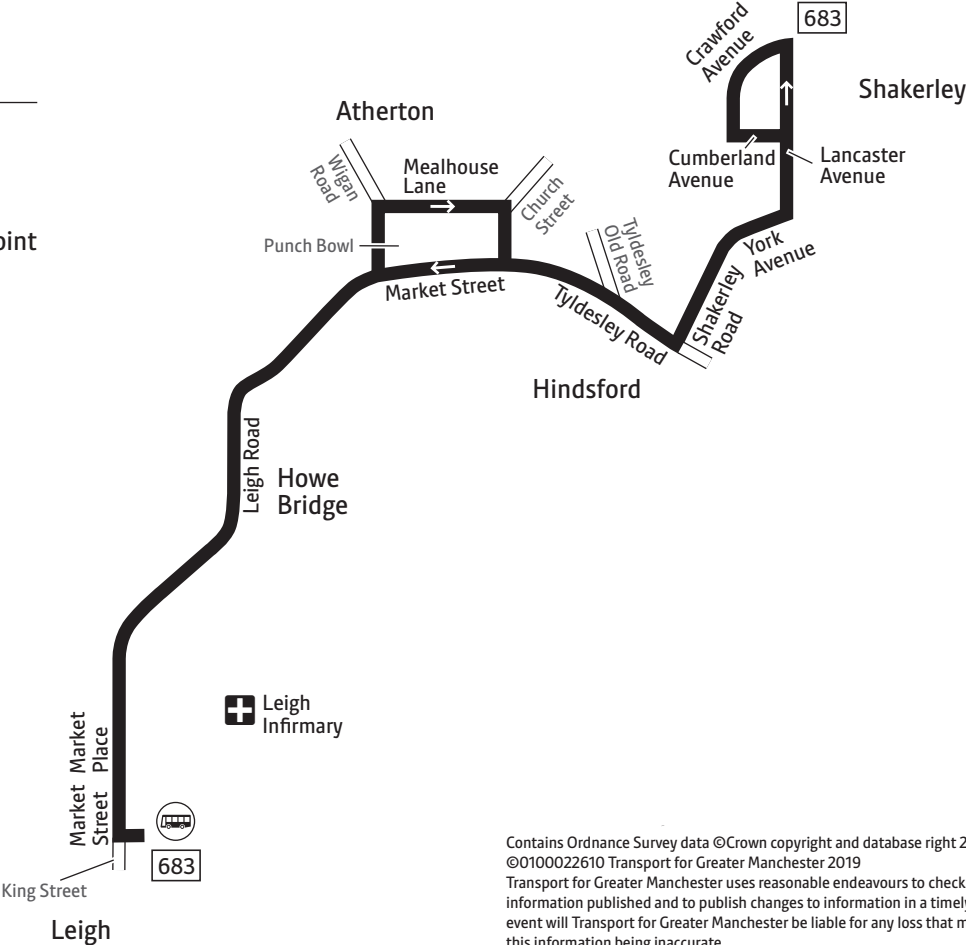
Sunday* Closed

*Including public holidays

683

Key

-  Bus route
-  Direction of travel
-  Bus station/connection point
-  Hospital
-  Terminus



Contains Ordnance Survey data ©Crown copyright and database right 2010
©0100022610 Transport for Greater Manchester 2019
Transport for Greater Manchester uses reasonable endeavours to check the accuracy of information published and to publish changes to information in a timely manner. In no event will Transport for Greater Manchester be liable for any loss that may arise from this information being inaccurate.

Leigh — Atherton — Shakerley circular

683

Mondays to Fridays



Leigh, Bus Station	0640	and	1440	1545	1650	1755
Atherton, Punch Bowl	0650	every	1450	1555	1701	1806
Shakerley, Crawford Avenue	0613	0657	hour	1457	1602	1709 1814
Atherton, Punch Bowl	0620	0704	until	1504	1609	1717
Leigh, Bus Station	0630	0714		1514	1619	1731

Saturdays

Leigh, Bus Station	0940	and	1640	1740
Atherton, Punch Bowl	0950	every	1650	1750
Shakerley, Crawford Avenue	0857	0957	hour	1657 1757
Atherton, Punch Bowl	0904	1004	until	1704
Leigh, Bus Station	0914	1014		1714

Bus 683 does not run on Sundays or public holidays
 – Journey provided with the financial support of Transport for Greater Manchester
 – All bus 683 journeys are run using easy access buses. See inside front cover of this leaflet for details