



BEE NETWORK

From 28 April


35

Monday to Saturday times will change
throughout the day

Bus



35

 Easy access on all buses

Leigh
Astley
Boothstown
Worsley
Winton
Monton
Salford Royal Hospital
Pendleton
Manchester

Including some morning and evening
journeys running to/from Bryn via
Ashton-in-Makerfield, Golborne
and Lowton

From 28 April 2024

For public transport information
visit **beenetwork.com**

or phone **0161 244 1000**

7am – 8pm Mon to Fri

8am – 8pm Sat, Sun & public holidays

PO Box 429, Manchester, M1 3BG
©Transport for Greater Manchester 24-SC-0243-3500-0424



Transport for
Greater Manchester

This timetable is also available at beenetwork.com

For information about using public transport phone our friendly team on **0161 244 1000** 7am – 8pm Mon to Fri 8am – 8pm Sat, Sun and public holidays or download the Bee Network app

Other formats

To ask for leaflets to be sent to you, or to request large print, Braille or recorded information phone **0161 244 1000** or visit beenetwork.com

Easy access on buses

 All buses have no steps at the entrance, making getting on and off easier. Low floor buses have a ramp for access and a dedicated space for wheelchairs and pushchairs inside the bus. Ask the driver for any assistance you require.

Using this timetable

Timetables show the direction of travel, bus numbers and the days of the week. Main stops on the route are listed on the left. Where no time is shown against a particular stop, it means the bus does not stop there on that journey.

Check any letters which are shown in the timetable against the key at the bottom of the page.

Where to find information about service changes

Visit beenetwork.com or download the Bee Network app.

Check the service change posters displayed in the bus station or pick up a service change leaflet from your local library, town hall, shops, post office, community centre and lots of other places.

Lost property

For lost property information visit beenetwork.com/lost-property

Using the 24 hour clock

Times are shown in four figures. The first two are the hour and the last two are the minutes.

0753 is 53 minutes past 7am morning.

1953 is 53 minutes past 7pm evening.



Information and tickets

There's a range of tickets to use on buses and multi-modal tickets for buses, trams and trains. For more information on which is the best ticket for you, visit beenetwork.com, download the Bee Network app or call into one of our information and ticket offices in bus stations where the team will provide you with journey planning advice on buses, trams and trains.

Information and tickets office

Leigh Bus Station

Monday to Saturday: 8.30am – 4pm
Sunday and public holidays: Closed

Manchester Shudehill Interchange

Monday to Saturday: 7am – 6pm
Sunday: 8.30am – 4pm
Public holidays: 8am – 5.20pm

Printed on paper made from 100% post-consumer waste, using sustainable inks or toners.

Leigh — Astley — Worsley — Monton — Pendleton — Manchester

Including morning journeys from Bryn

35

Mondays to Fridays











Bryn, Train Station	0430	0529				0625													
Ashton, Ashton View	0435	0534				0630													
Golborne, Royal Hotel	0442	0541				0637													
Lowton, Lane Head	0449	0549				0647													
Leigh, Bus Station arr	0501	0600				0704													
Leigh, Bus Station dep	0502	0602		0638		0706		0815		0925	0955	1025	and	1355	1425	1455	1525	1555	1625
Astley, St Mary's RC High School	0508	0611		0652		0719		0831		0936	1006	1037	every	1407	1437	1509	1539	1609	1639
Worsley, Court House	0520	0627	0656	0715	0732	0753	0812	0857	0917	0955	1025	1052	30	1422	1454	1526	1556	1626	1656
Monton Green	0526	0635	0706	0725	0742	0805	0823	0906	0926	1002	1032	1101	mins	1431	1504	1538	1608	1638	1708
Salford Shopping Centre	0541	0653	0726	0745	0802	0828	0848	0925	0945	1021	1051	1120	until	1450	1526	1557	1627	1657	1727
Manchester, Piccadilly Gardens	0558	0711	0749	0808	0825	0851	0911	0946	1006	1042	1112	1142		1512	1548	1620	1650	1720	1750
Leigh, Bus Station	1715	1745	1815	1915		2315													
Astley, St Mary's RC High School	1728	1758	1826	1923	and	2323													
Worsley, Court House	1744	1814	1841	1936	every	2336													
Monton Green	1753	1823	1849	1942	hour	2342													
Salford Shopping Centre	1812	1842	1907	1954	until	2354													
Manchester, Piccadilly Gardens	1833	1903	1926	2011		0011													

♿ – All bus 35 journeys are run using easy access buses. See inside front cover of this leaflet for details

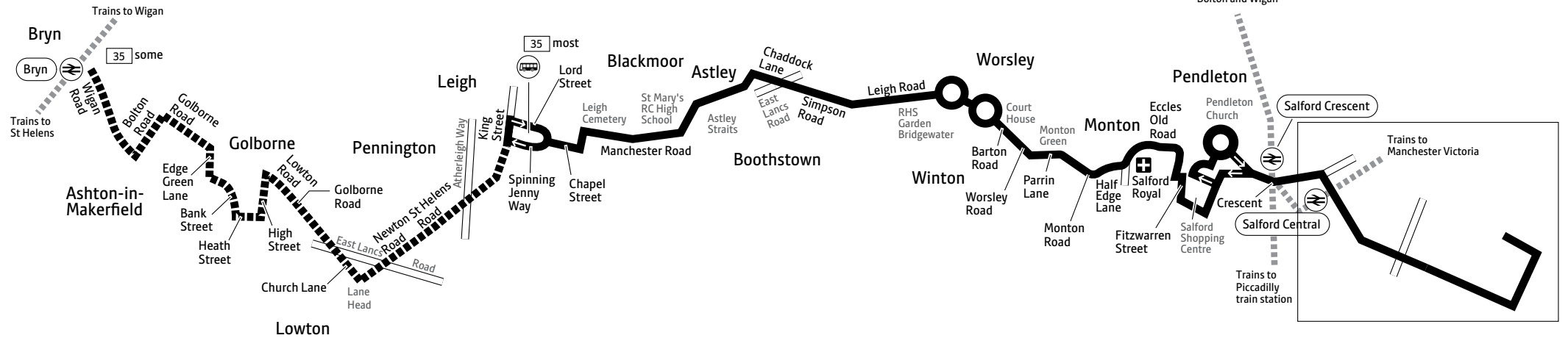
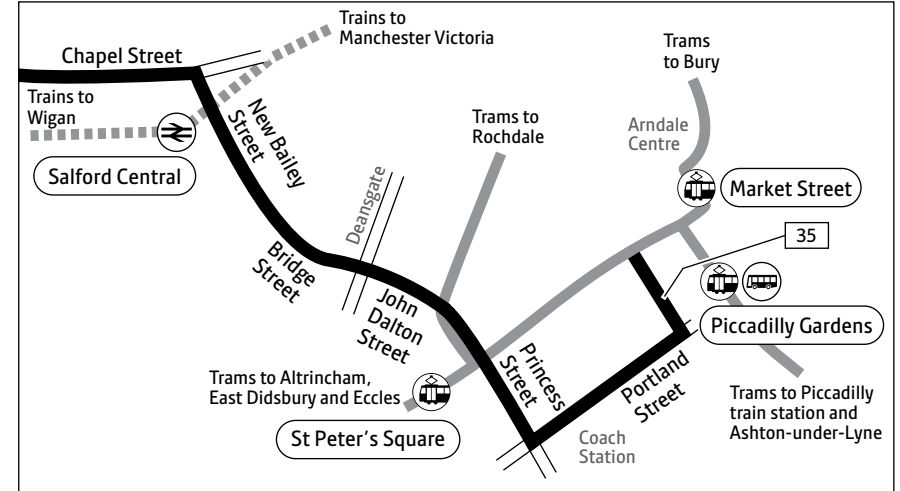
Summer times: between mid July and early September, some timetables will be different. Check beenetwork.com for details

Continues after route plan

Key

-  Bus route
-  Some morning/evening journeys only
-  Train line
-  Tram line
-  Direction of travel
-  Bus station/connection point
-  Train station
-  Metrolink stop
-  Hospital
-  Terminus

Route in Manchester city centre



Contains Ordnance Survey data ©Crown copyright and database right 2010
 ©0100022610 Transport for Greater Manchester 2024
 Transport for Greater Manchester uses reasonable endeavours to check the accuracy of information published and to publish changes to information in a timely manner. In no event will Transport for Greater Manchester be liable for any loss that may arise from this information being inaccurate.

Leigh — Astley — Worsley — Monton — Pendleton — Manchester

Including morning journeys from Bryn

35

Saturdays

Bryn, Train Station	0650	0756	0826	0858															
Ashton, Ashton View	0654	0800	0830	0902															
Golborne, Royal Hotel	0701	0807	0837	0909															
Lowton, Lane Head	0711	0817	0847	0919															
Leigh, Bus Station arr	0722	0828	0858	0930															
Leigh, Bus Station dep	0725	0831	0901	0933	0955	1025	1055	1125	and	1325	1355	and	1625	1655	1755	1915	2015	2115	2215
Astley, St Mary's RC High School	0733	0839	0909	0941	1006	1036	1106	1138	every	1338	1406	every	1636	1706	1806	1924	2024	2124	2223
Worsley, Court House	0749	0855	0925	0957	1022	1052	1122	1155	30	1355	1422	30	1652	1721	1821	1937	2036	2136	2235
Monton Green	0757	0903	0933	1005	1031	1101	1131	1205	mins	1405	1430	mins	1700	1728	1828	1944	2043	2143	2241
Salford Shopping Centre	0813	0919	0949	1021	1047	1117	1147	1221	until	1421	1447	until	1717	1746	1846	2000	2056	2156	2253
Manchester, Piccadilly Gardens	0832	0938	1008	1040	1107	1137	1207	1245		1445	1515		1745	1811	1911	2025	2118	2218	2312

Leigh, Bus Station dep	2315
Astley, St Mary's RC High School	2323
Worsley, Court House	2335
Monton Green	2341
Salford Shopping Centre	2353
Manchester, Piccadilly Gardens	0012

Sundays and public holidays (except Christmas and New Year period)

Bryn, Train Station	0752		0852		0952														
Ashton, Ashton View	0755		0855		0955														
Golborne, Royal Hotel	0801		0901		1001														
Lowton, Lane Head	0808		0908		1008														
Leigh, Bus Station arr	0818		0918		1018														
Leigh, Bus Station dep	0821		0921		1021		1119			19	mins		1719	1819	1915				2315
Astley, St Mary's RC High School	0830		0930		1030		1128	then		28	past		1728	1828	1923	and			2323
Worsley, Court House	0843	0913	0943	1011	1043	1111	1141	at	11	41	each	1711	1741	1841	1936	every			2336
Monton Green	0849	0919	0949	1018	1049	1118	1148		18	48	hour	1718	1748	1848	1943	hour			2343
Salford Shopping Centre	0904	0934	1004	1034	1104	1134	1204		34	04	until	1734	1804	1904	1955	until			2355
Manchester, Piccadilly Gardens	0920	0950	1020	1050	1120	1150	1220		50	20		1750	1820	1920	2012				0012

For details of buses during the Christmas and New Year period, please phone 0161 244 1000

♿ – All bus 35 journeys are run using easy access buses. See inside front cover of this leaflet for details

Manchester — Pendleton — Monton — Worsley — Astley — Leigh

Including evening journeys to Bryn

35

Mondays to Fridays

Manchester, Piccadilly Gardens	0610	0647	0720	0800	0818	0833	0858	0918	0951	1018	1048	1118	1148	1218	1248	1318	1348	1424	1454
Salford Shopping Centre	0629	0706	0739	0819	0837	0850	0915	0935	1008	1035	1105	1135	1207	1237	1307	1337	1408	1445	1515
Monton Green	0644	0721	0800	0840	0858	0907	0932	0952	1025	1052	1122	1152	1223	1253	1323	1356	1427	1508	1540
Worsley, Court House	0650	0727	0806	0846	0904	0913	0938	0958	1031	1058	1128	1158	1230	1300	1330	1403	1435	1516	1548
Astley, St Mary's RC High School	0708	0745		0903		0926	0951	1011	1044	1111	1141	1211	1244	1314	1344	1417	1449	1532	1604
Leigh, Bus Station	0718	0755		0913		0936	1001	1021	1054	1121	1151	1221	1254	1324	1354	1429	1501	1544	1617

Manchester, Piccadilly Gardens	1524	1555	1625	1655	1725	1755	1838	1908	1938	2017	2117	2217	2317						
Salford Shopping Centre	1546	1619	1649	1718	1748	1815	1857	1927	1957	2034	2133	2233	2333						
Monton Green	1610	1644	1714	1739	1807	1832	1914	1944	2014	2048	2145	2245	2345						
Worsley, Court House	1621	1653	1723	1748	1815	1839	1921	1949	2019	2053	2150	2250	2350						
Astley, St Mary's RC High School	1636	1711	1741	1801	1827	1852	1934	2001	2031	2105	2202	2302							
Leigh, Bus Station arr	1649	1726	1756	1816	1837	1902	1944	2010	2040	2113	2210	2310							
Leigh, Bus Station dep						1904	1944		2040										
Lowton, Lane Head						1915	1955		2051										
Golborne, Railway Road						1922	2002		2058										
Ashton, Ashton View						1931	2011		2107										
Bryn, Train Station						1935	2014		2110										

♿ – All bus 35 journeys are run using easy access buses. See inside front cover of this leaflet for details

Summer times: between mid July and early September, some timetables will be different. Check beenetwork.com for details

Manchester — Pendleton — Monton — Worsley — Astley — Leigh

Including evening journeys to Bryn

35

Saturdays

Manchester, Piccadilly Gardens	0848	0948	and	1218	1250	1320	1350	and	1620	1650	1720	1750	1820	1920	2030	2125	2225	2317
Salford Shopping Centre	0908	1008	every	1238	1310	1340	1410	every	1640	1711	1741	1811	1834	1943	2048	2143	2243	2335
Monton Green	0922	1023	30	1253	1325	1355	1426	30	1656	1727	1757	1827	1859	1958	2100	2155	2255	2347
Worsley, Court House	0928	1029	mins	1259	1331	1401	1432	mins	1702	1733	1803	1833	1907	2004	2106	2201	2301	2353
Astley, St Mary's RC High School	0941	1045	until	1315	1346	1417	1444	until	1714	1745	1815	1845	1919	2015	2117	2212	2312	
Leigh, Bus Station arr	0951	1055		1325	1356	1427	1454		1724	1756	1826	1856	1928	2024	2125	2220	2320	
Leigh, Bus Station dep											1829	1859	1931	2027				
Lowton, Lane Head											1839	1909	1941	2037				
Golborne, Railway Road											1846	1916	1948	2044				
Ashton, Ashton View											1854	1924	1956	2052				
Bryn, Train Station											1859	1929	2001	2057				

Sundays and public holidays (except Christmas and New Year period)

Manchester, Piccadilly Gardens	0927	0957		27	57	mins	1627	1657	1732	1802	1832	1932	2017	2117	2217	2317		
Salford Shopping Centre	0944	1014	then	44	14	past	1644	1714	1749	1819	1849	1949	2031	2131	2231	2331		
Monton Green	0959	1029	at	59	29	each	1659	1729	1804	1834	1904	2004	2043	2143	2243	2343		
Worsley, Court House	1006	1036		06	36	hour	1706	1736	1811	1841	1911	2011	2050	2150	2250	2350		
Astley, St Mary's RC High School		1048			48	until		1748	1823	1853	1923	2023	2102	2202	2302			
Leigh, Bus Station arr		1055			55			1755	1830	1900	1930	2030	2110	2210	2310			
Leigh, Bus Station dep									1830	1900	1930	2033						
Lowton, Lane Head									1839	1909	1939	2042						
Golborne, Railway Road									1846	1916	1946	2049						
Ashton, Ashton View									1854	1924	1954	2057						
Bryn, Train Station									1857	1927	1957	2100						

For details of buses during the Christmas and New Year period, please phone 0161 244 1000

♿ – All bus 35 journeys are run using easy access buses. See inside front cover of this leaflet for details