



BEE NETWORK

From 24 September


34 and 34A

All journeys will be renumbered 35. No changes to route or times

Bus



35

 Easy access on all buses

Leigh
Astley
Boothstown
Worsley
Winton
Monton
Salford Royal Hospital
Pendleton
Manchester

Including some morning and evening journeys running to/from Bryn via Ashton-in-Makerfield, Golborne and Lowton

From 24 September 2023

For public transport information visit **beenetwork.com**

or phone **0161 244 1000**

7am – 8pm Mon to Fri

8am – 8pm Sat, Sun & public holidays

PO Box 429, Manchester, M1 3BG
©Transport for Greater Manchester 23-SC-0463-3500-0823



Transport for
Greater Manchester

This timetable is also available at beenetwork.com

For information about using public transport phone our friendly team on **0161 244 1000** 7am – 8pm Mon to Fri 8am – 8pm Sat, Sun and public holidays or download the Bee Network app

Other formats

To ask for leaflets to be sent to you, or to request large print, Braille or recorded information phone **0161 244 1000** or visit beenetwork.com

Easy access on buses

 All buses have no steps at the entrance, making getting on and off easier. Low floor buses have a ramp for access and a dedicated space for wheelchairs and pushchairs inside the bus. Ask the driver for any assistance you require.

Using this timetable

Timetables show the direction of travel, bus numbers and the days of the week. Main stops on the route are listed on the left. Where no time is shown against a particular stop, it means the bus does not stop there on that journey.

Check any letters which are shown in the timetable against the key at the bottom of the page.

Where to find information about service changes

Visit beenetwork.com or download the Bee Network app.

Check the service change posters displayed in the bus station or pick up a service change leaflet from your local library, town hall, shops, post office, community centre and lots of other places.

Lost property

For lost property information visit beenetwork.com/lost-property

Using the 24 hour clock

Times are shown in four figures. The first two are the hour and the last two are the minutes.

0753 is 53 minutes past 7am morning.

1953 is 53 minutes past 7pm evening.



Information and tickets

There's a range of tickets to use on buses and multi-modal tickets for buses, trams and trains. For more information on which is the best ticket for you, visit beenetwork.com, download the Bee Network app or call into one of our information and ticket offices in bus stations where the team will provide you with journey planning advice on buses, trams and trains.

Information and tickets office

Leigh Bus Station

Monday to Saturday: 8.30am – 1.15pm and 2pm – 4pm

Sunday and public holidays: Closed

Manchester Shudehill Interchange

Monday to Saturday: 7am – 6pm

Sunday: 8am – 1.15pm and 2pm – 4pm

Public holidays: 8am – 5.20pm

Printed on paper made from 100% post-consumer waste, using sustainable inks or toners.

Leigh — Astley — Worsley — Monton — Pendleton — Manchester

Including early morning journeys from Bryn











Mondays to Fridays

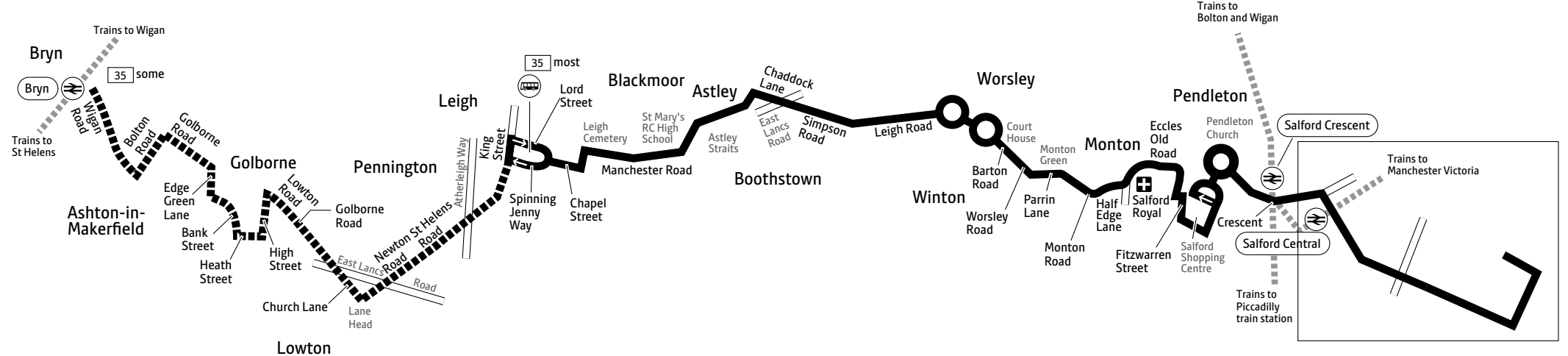
Bryn, Train Station	0430	0529																	0625
Ashton, Ashton View	0435	0534																	0630
Golborne, Royal Hotel	0442	0541																	0637
Lowton, Lane Head	0449	0549																	0649
Leigh, Bus Station arr	0459	0559																	0704
Leigh, Bus Station dep	0500	0601				0638				0706					0815				0925 0955 1030 1100 1130 1200 1230 1300 1330 1400
Astley, St Mary's RC High School	0508	0609				0652				0719					0829				0937 1007 1042 1112 1142 1212 1242 1312 1342 1412
Worsley, Court House	0520	0627	0656	0712	0732	0747	0809	0849	0917	0954	1024	1057	1127	1157	1227	1257	1327	1357	1427
Monton Green	0526	0635	0707	0722	0742	0757	0819	0857	0925	1002	1032	1105	1135	1205	1235	1305	1335	1405	1435
Salford Shopping Centre	0541	0652	0725	0740	0800	0815	0837	0914	0942	1019	1049	1120	1150	1220	1250	1322	1353	1423	1453
Manchester, Piccadilly Gardens	0555	0710	0743	0803	0823	0838	0855	0932	1000	1037	1107	1138	1208	1238	1308	1340	1412	1442	1512
Leigh, Bus Station	1430	1500	1530	1600	1630	1715	1745	1815	1915										2315
Astley, St Mary's RC High School	1442	1512	1542	1612	1642	1727	1757	1827	1923	and									2323
Worsley, Court House	1457	1527	1557	1627	1657	1742	1812	1842	1936	every									2336
Monton Green	1506	1537	1607	1637	1707	1752	1822	1850	1943	hour									2343
Salford Shopping Centre	1524	1555	1625	1655	1725	1810	1840	1908	1955	until									2355
Manchester, Piccadilly Gardens	1543	1614	1644	1714	1744	1829	1859	1926	2012										0012

♿ – All bus 35 journeys are run using easy access buses. See inside front cover of this leaflet for details

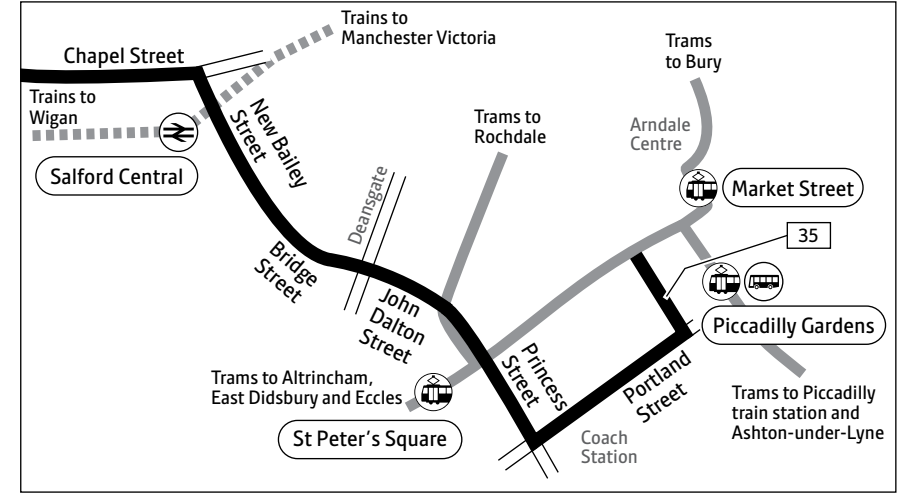
Summer times: between mid July and early September, some timetables will be different. Check beenetwork.com for details

Key

-  Bus route
-  Some morning/evening journeys only
-  Train line
-  Tram line
-  Direction of travel
-  Bus station/connection point
-  Train station
-  Metrolink stop
-  Hospital
-  34 Terminus



Route in Manchester city centre



Contains Ordnance Survey data ©Crown copyright and database right 2010
 ©0100022610 Transport for Greater Manchester 2023
 Transport for Greater Manchester uses reasonable endeavours to check the accuracy of information published and to publish changes to information in a timely manner. In no event will Transport for Greater Manchester be liable for any loss that may arise from this information being inaccurate.

Leigh — Astley — Worsley — Monton — Pendleton — Manchester

Including early morning journeys from Bryn

Saturdays

Bryn, Train Station	0650	0756	0826	0858															
Ashton, Ashton View	0654	0800	0830	0902															
Golborne, Royal Hotel	0701	0807	0837	0909															
Lowton, Lane Head	0708	0814	0844	0916															
Leigh, Bus Station arr	0719	0825	0855	0927															
Leigh, Bus Station dep	0722	0828	0858	0930	1000	and	1330	1400	1430	1500	1530	1600	1630	1700	1800	1915			2315
Astley, St Mary's RC High School	0733	0839	0909	0941	1011	every	1341	1411	1441	1511	1541	1611	1641	1710	1810	1923	and		2323
Worsley, Court House	0748	0854	0924	0956	1026	30	1356	1426	1456	1526	1556	1626	1656	1723	1823	1936	every		2336
Monton Green	0757	0903	0933	1005	1035	mins	1405	1434	1504	1534	1604	1634	1704	1730	1830	1943	hour		2343
Salford Shopping Centre	0812	0918	0948	1020	1050	until	1420	1449	1519	1549	1619	1649	1719	1745	1845	1955	until		2355
Manchester, Piccadilly Gardens	0831	0937	1007	1039	1110		1440	1509	1539	1609	1639	1709	1739	1805	1905	2012			0012

Sundays and public holidays (except Christmas and New Year period)

Bryn, Train Station	0752		0852		0952														
Ashton, Ashton View	0755		0855		0955														
Golborne, Royal Hotel	0801		0901		1001														
Lowton, Lane Head	0808		0908		1008														
Leigh, Bus Station arr	0818		0918		1018														
Leigh, Bus Station dep	0821		0921		1021		1119			19	mins		1719	1819	1915				2315
Astley, St Mary's RC High School	0830		0930		1030		1128	then		28	past		1728	1828	1923	and			2323
Worsley, Court House	0843	0913	0943	1011	1043	1111	1141	at	11	41	each	1711	1741	1841	1936	every			2336
Monton Green	0849	0919	0949	1018	1049	1118	1148		18	48	hour	1718	1748	1848	1943	hour			2343
Salford Shopping Centre	0904	0934	1004	1034	1104	1134	1204		34	04	until	1734	1804	1904	1955	until			2355
Manchester, Piccadilly Gardens	0920	0950	1020	1050	1120	1150	1220		50	20		1750	1820	1920	2012				0012

For details of buses during the Christmas and New Year period, please phone 0161 244 1000

♿ – All bus 35 journeys are run using easy access buses. See inside front cover of this leaflet for details

Manchester — Pendleton — Monton — Worsley — Astley — Leigh

Including early evening journeys to Bryn

35

Monday to Fridays

Manchester, Piccadilly Gardens	0610	0647	0720	0800	0818	0833	0848	0908	0942	1008	1048	and	1248	1318	1348	1424	1454	1524	1554
Salford Shopping Centre	0628	0705	0738	0818	0836	0851	0906	0925	0959	1025	1105	every	1305	1336	1406	1444	1514	1544	1614
Monton Green	0644	0721	0756	0836	0854	0908	0923	0941	1015	1041	1121	30	1321	1353	1423	1502	1532	1603	1633
Worsley, Court House	0651	0728	0804	0844	0902	0916	0931	0949	1023	1049	1129	mins	1329	1400	1430	1510	1540	1612	1642
Astley, St Mary's RC High School	0707	0746		0900		0929	0944	1002	1036	1102	1142	until	1342	1413	1444	1524	1554	1626	1657
Leigh, Bus Station	0717	0756		0910		0939	0954	1012	1046	1112	1152		1352	1425	1456	1536	1607	1639	1712

Manchester, Piccadilly Gardens	1624	1654	1724	1754	1838	1908	1938	2017	2117	2217	2317								
Salford Shopping Centre	1644	1714	1743	1812	1856	1926	1956	2031	2131	2231	2331								
Monton Green	1703	1733	1802	1828	1912	1942	2012	2043	2143	2243	2343								
Worsley, Court House	1712	1742	1811	1837	1919	1949	2019	2050	2150	2250	2350								
Astley, St Mary's RC High School	1727	1757	1824	1849	1930	2000	2030	2102	2202	2302									
Leigh, Bus Station arr	1742	1812	1834	1859	1940	2010	2040	2110	2210	2310									
Leigh, Bus Station dep				1903	1940		2040												
Lowton, Lane Head				1913	1950		2050												
Golborne, Railway Road				1921	1958		2058												
Ashton, Ashton View				1931	2008		2108												
Bryn, Train Station				1936	2013		2113												

Ⓜ – All bus 35 journeys are run using easy access buses. See inside front cover of this leaflet for details

Summer times: between mid July and early September, some timetables will be different. Check beenetwork.com for details

Manchester — Pendleton — Monton — Worsley — Astley — Leigh

Including early evening journeys to Bryn

35

Saturdays

Manchester, Piccadilly Gardens	0848	0948	1018	and	1318	1348	and	1618	1648	1718	1748	1818	1918	2017	2117	2217	2317
Salford Shopping Centre	0906	1006	1036	every	1336	1406	every	1636	1707	1737	1807	1837	1937	2031	2131	2231	2331
Monton Green	0921	1021	1051	30	1351	1421	30	1651	1722	1752	1822	1852	1951	2043	2143	2243	2343
Worsley, Court House	0928	1029	1059	mins	1359	1428	mins	1658	1729	1759	1829	1859	1958	2050	2150	2250	2350
Astley, St Mary's RC High School	0941	1044	1114	until	1414	1441	until	1711	1742	1812	1842	1912	2010	2102	2202	2302	
Leigh, Bus Station arr	0951	1054	1124		1424	1451		1721	1752	1822	1852	1922	2020	2110	2210	2310	
Leigh, Bus Station dep										1825	1855	1925	2023				
Lowton, Lane Head										1835	1905	1935	2033				
Golborne, Railway Road										1842	1912	1942	2040				
Ashton, Ashton View										1850	1920	1950	2048				
Bryn, Train Station										1855	1925	1955	2053				

Sundays and public holidays (except Christmas and New Year period)

Manchester, Piccadilly Gardens	0927	0957	27	57	mins	1627	1657	1732	1802	1832	1932	2017	2117	2217	2317		
Salford Shopping Centre	0944	1014	then	44	14	past	1644	1714	1749	1819	1849	1949	2031	2131	2231	2331	
Monton Green	0959	1029	at	59	29	each	1659	1729	1804	1834	1904	2004	2043	2143	2243	2343	
Worsley, Court House	1006	1036		06	36	hour	1706	1736	1811	1841	1911	2011	2050	2150	2250	2350	
Astley, St Mary's RC High School		1048			48	until	1748	1823	1853	1923	2023	2102	2202	2302			
Leigh, Bus Station arr		1055			55		1755	1830	1900	1930	2030	2110	2210	2310			
Leigh, Bus Station dep								1830	1900	1930	2033						
Lowton, Lane Head								1839	1909	1939	2042						
Golborne, Railway Road								1846	1916	1946	2049						
Ashton, Ashton View								1854	1924	1954	2057						
Bryn, Train Station								1857	1927	1957	2100						

For details of buses during the Christmas and New Year period, please phone 0161 244 1000

♿ – All bus 35 journeys are run using easy access buses. See inside front cover of this leaflet for details