



BEE NETWORK

From 24 September

630

No changes to route or times

Bus



630



Easy access on all buses

Platt Bridge

Spring View

Ince-in-Makerfield

Wigan

From 24 September 2023

For public transport information
visit **beenetwork.com**

or phone **0161 244 1000**

7am – 8pm Mon to Fri

8am – 8pm Sat, Sun & public holidays

PO Box 429, Manchester, M1 3BG

©Transport for Greater Manchester 23-SC-0487-G630-2000-0823



Transport for
Greater Manchester

This timetable is also available at **beenetwork.com**

For information about using public transport phone our friendly team on **0161 244 1000** 7am – 8pm Mon to Fri 8am – 8pm Sat, Sun and public holidays or download the Bee Network app

Other formats

To ask for leaflets to be sent to you, or to request large print, Braille or recorded information phone **0161 244 1000** or visit **beenetwork.com**

Easy access on buses



All buses have no steps at the entrance, making getting on and off easier. Low floor buses have a ramp for access and a dedicated space for wheelchairs and pushchairs inside the bus. Ask the driver for any assistance you require.

Using this timetable

Timetables show the direction of travel, bus numbers and the days of the week. Main stops on the route are listed on the left. Where no time is shown against a particular stop, it means the bus does not stop there on that journey.

Check any letters which are shown in the timetable against the key at the bottom of the page.

Where to find information about service changes

Visit **beenetwork.com** or download the Bee Network app.

Check the service change posters displayed in the bus station or pick up a service change leaflet from your local library, town hall, shops, post office, community centre and lots of other places.

Lost property


For lost property information visit **beenetwork.com/lost-property**

Using the 24 hour clock

Times are shown in four figures. The first two are the hour and the last two are the minutes.

0753 is 53 minutes past 7am morning.

1953 is 53 minutes past 7pm evening.



Information and tickets

There's a range of tickets to use on buses and multi-modal tickets for buses, trams and trains. For more information on which is the best ticket for you, visit **beenetwork.com**, download the Bee Network app or call into one of our information and ticket offices in bus stations where the team will provide you with journey planning advice on buses, trams and trains.

Information and tickets office

Wigan Bus Station

Monday to Friday: 7am – 5.30pm








Saturday: 8.30am – 1.15pm and 2pm – 4pm

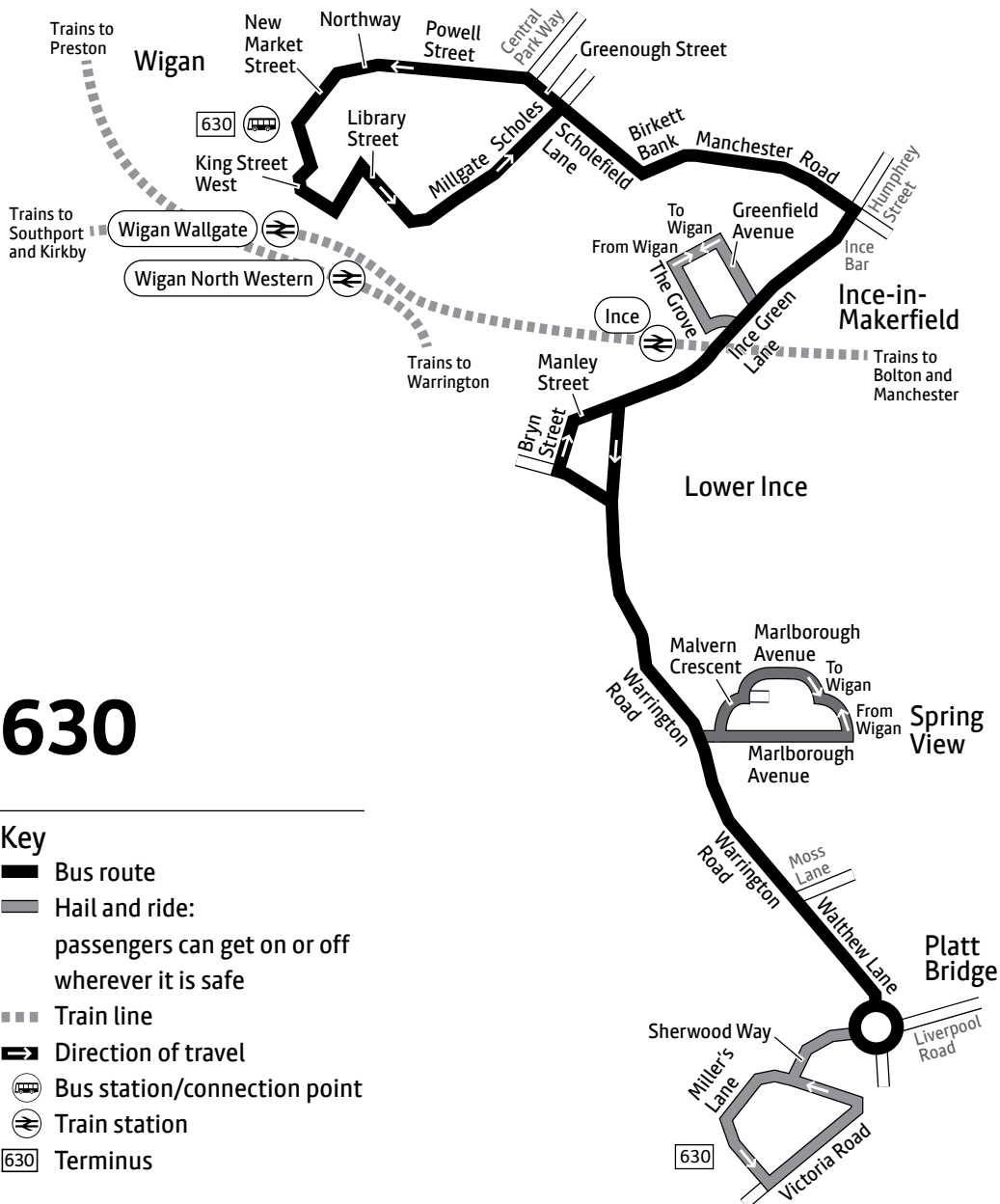
Sunday and public holidays: Closed

Printed on paper made from 100% post-consumer waste, using sustainable inks or toners.

630

Key

-  Bus route
-  Hail and ride:
passengers can get on or off
wherever it is safe
-  Train line
-  Direction of travel
-  Bus station/connection point
-  Train station
-  Terminus



Platt Bridge — Spring View — Ince — Wigan

630

Mondays to Fridays

Saturdays

| | SD a | SH | | | | SH | SD | | | | | | | | |
|---------------------------------|------|------|------|------|-------|------|------|------|------|------|--|------|-------|------|------|
| Abram, Dover Lock | | 0754 | | | | | 1549 | | | | | | | | |
| Platt Bridge, Miller's Lane | 0653 | 0759 | 0803 | 0931 | and | 1431 | 1535 | b | 1707 | 1809 | | 0831 | and | 1431 | 1535 |
| Spring View, Marlborough Avenue | 0700 | 0807 | 0812 | 0938 | every | 1438 | 1542 | 1605 | 1714 | e | | 0838 | every | 1438 | 1542 |
| Lower Ince, Bryn Street | 0705 | 0814 | 0818 | 0943 | hour | 1443 | 1548 | 1609 | 1719 | 1819 | | 0843 | hour | 1443 | 1548 |
| Ince, The Grove | 0709 | 0818 | 0822 | 0947 | until | 1447 | 1552 | 1613 | 1723 | e | | 0847 | until | 1447 | 1552 |
| Wigan, Bus Station | 0720 | 0836 | 0836 | 0958 | | 1458 | 1604 | 1625 | 1734 | 1832 | | 0858 | | 1458 | 1604 |

Wigan — Ince — Spring View — Platt Bridge

630

Mondays to Fridays

Saturdays

| | SD | SH | | | | SH | SD d | | | | | | | | |
|---------------------------------|------|------|------|-------|------|------|------|------|------|------|--|------|-------|------|------|
| Wigan, Bus Station | 0725 | 0735 | 0905 | and | 1405 | 1505 | 1505 | 1629 | 1739 | 1840 | | 0905 | and | 1405 | 1505 |
| Ince, The Grove | 0735 | 0745 | 0915 | every | 1415 | 1516 | 1525 | 1648 | 1750 | 1850 | | 0915 | every | 1415 | 1516 |
| Ince Green Lane/Warrington Road | 0739 | 0749 | 0919 | hour | 1419 | 1521 | 1530 | 1652 | 1754 | 1854 | | 0919 | hour | 1419 | 1521 |
| Spring View, Marlborough Avenue | 0743 | 0753 | 0923 | until | 1423 | 1525 | 1534 | 1656 | 1758 | 1858 | | 0923 | until | 1423 | 1525 |
| Platt Bridge, Miller's Lane | c | 0800 | 0930 | | 1430 | 1534 | 1540 | 1705 | 1807 | 1905 | | 0930 | | 1430 | 1534 |
| Abram, Dover Lock | 0753 | | | | | | 1547 | | | | | | | | |

Bus 630 does not run on Sundays or public holidays

a – Runs from Abram, Dover Lock via Warrington Road, Platt Street, Sherwood Way, Miller's Lane and then via the normal route towards Wigan. Also runs via Dean Trust Rose Bridge School at 0825

b – Runs from Abram, Dover Lock via Warrington Road, Platt Street, Walthew Lane and then via the normal route towards Wigan. Does not serve Miller's Lane Estate

c – Runs via the normal route to Walthew Lane then via Platt Street and Warrington Road to Abram, Dover Lock. Does not serve Miller's Lane Estate

d – Runs via Dean Trust Rose Bridge School at 1519. Runs via the normal route to Miller's Lane then via Victoria Road, Miller's Lane, Sherwood Way, Platt Street and Warrington Road to Abram, Dover Lock

e – Does not serve Marlborough Avenue and Malvern Crescent in Spring View or Greenfield Avenue or The Grove in Ince

SD – Schooldays only

SH – School holidays only

♿ – All bus 630 journeys are run using easy access buses. See inside front cover of this leaflet for details