



---

From 26 January  
**683**  
Times are changed

---

Bus

**683**



Easy access on all buses

---

Shakerley  
Atherton  
Howe Bridge  
Leigh

---

**From 26 January 2020**

---

For public transport information  
phone **0161 244 1000**

7am – 8pm Mon to Fri

8am – 8pm Sat, Sun & public holidays

---

This timetable is available online at  
[www.tfgm.com](http://www.tfgm.com)

---

Operated by  
**Diamond**

# Additional information

---

## Alternative format

To ask for leaflets to be sent to you, or to request large print, Braille or recorded information phone 0161 244 1000 or visit [www.tfgm.com](http://www.tfgm.com)

---

## Easy access on buses



Journeys run with low floor buses have no steps at the entrance, making getting on and off easier. Where shown, low floor buses have a ramp for access and a dedicated space for wheelchairs and pushchairs inside the bus. The bus operator will always try to provide easy access services where these services are scheduled to run.

---

## Using this timetable

Timetables show the direction of travel, bus numbers and the days of the week. Main stops on the route are listed on the left. Where no time is shown against a particular stop, the bus does not stop there on that journey. Check any letters which are shown in the timetable against the key at the bottom of the page.

---

## Where to find information about service changes

[www.tfgm.com](http://www.tfgm.com)

Bus station posters

Leaflets from outlets.

---

## Tickets and information

Bus companies offer a range of tickets for use on their own buses. For travel on any service in the County, use System One tickets, including DaySaver. Travelshops provide tickets, information and journey planning advice on buses, trains and trams for work and pleasure.

---

## Using the 24 hour clock

Times are shown in four figures. The first two are the hour and the last two are the minutes.

0753 is 53 minutes past 7am

1953 is 53 minutes past 7pm



## Operator details

### **Diamond**

Weston Street,

Bolton,

BL3 2AW

Telephone 01204 937535

Email [comments@diamondbusnorthwest.co.uk](mailto:comments@diamondbusnorthwest.co.uk)

[www.diamondbuses.com](http://www.diamondbuses.com)

---

## Travelshops

### **Leigh Bus Station**

Monday to Friday 7am to 5.30pm

Saturday 8.30am to 1.15pm and 2pm to 4pm






Sunday\* Closed

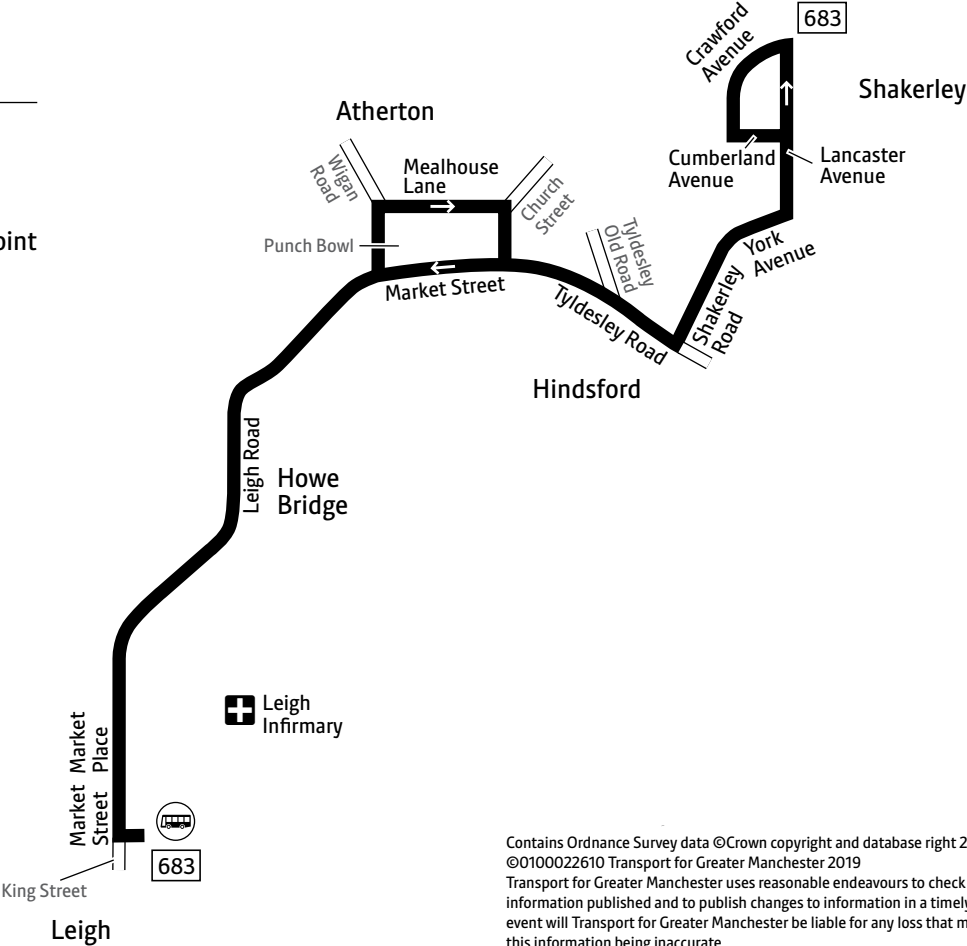
\*Including public holidays

---

# 683

## Key

-  Bus route
-  Direction of travel
-  Bus station/connection point
-  Hospital
-  Terminus



Contains Ordnance Survey data ©Crown copyright and database right 2010  
©0100022610 Transport for Greater Manchester 2019  
Transport for Greater Manchester uses reasonable endeavours to check the accuracy of information published and to publish changes to information in a timely manner. In no event will Transport for Greater Manchester be liable for any loss that may arise from this information being inaccurate.

Mondays to Fridays





Leigh, Bus Station	0635	0720	0805	0855	0940	1020	1100	1140	1220	1300	1340	1420	1500	1550	1640	1727	
Atherton, Punch Bowl	0645	0730	0816	0906	0950	1030	1110	1150	1230	1310	1350	1430	1511	1601	1651	1738	
Shakerley, Crawford Avenue	0613	0653	0738	0824	0914	0958	1038	1118	1158	1238	1318	1358	1438	1519	1609	1659	1746
Atherton, Punch Bowl	0620	0700	0745	0832	0922	1005	1045	1125	1205	1245	1325	1405	1445	1527	1617	1707	
Leigh, Bus Station	0630	0710	0755	0846	0936	1015	1055	1135	1215	1255	1335	1415	1455	1541	1631	1721	

Saturdays

Leigh, Bus Station	0940	1020	1100	1140	1220	1300	1340	1420	1500	1550	1640	1730					
Atherton, Punch Bowl	0950	1030	1110	1150	1230	1310	1350	1430	1510	1600	1650	1740					
Shakerley, Crawford Avenue	0918	0958	1038	1118	1158	1238	1318	1358	1438	1518	1608	1658	1746				
Atherton, Punch Bowl	0925	1005	1045	1125	1205	1245	1325	1405	1445	1525	1615	1705					
Leigh, Bus Station	0935	1015	1055	1135	1215	1255	1335	1415	1455	1535	1625	1715					

Bus 683 does not run on Sundays or public holidays

 – Journey provided with the financial support of Transport for Greater Manchester

 – All bus 683 journeys are run using easy access buses. See inside front cover of this leaflet for details