



3 Popular Agile Project Management Tools

3 Popular Agile Project Management Tools

We surveyed 303 project managers who work with project management software to manage agile projects and these are the top 3 products reported in use.

Each of these products offer a core set of functionality: task management, collaboration, and project tracking and reporting. And to be included as an agile project management tool, additional features that support scrum, kanban, and/or hybrid methodologies are required.

Presented in alphabetical order, below are the popular agile project management tools we'll cover.

Here's what we'll cover:

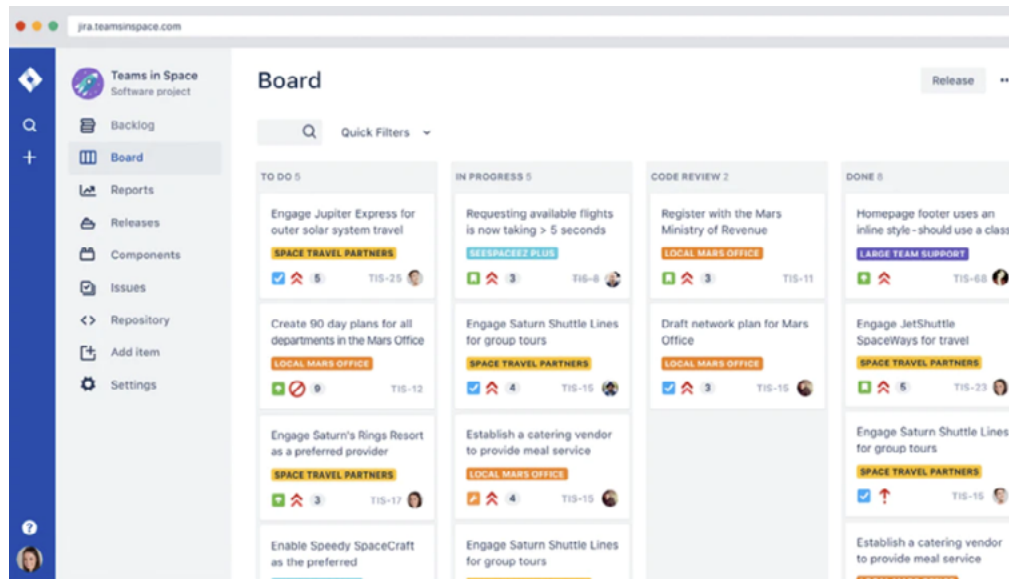
[1. Atlassian's JIRA](#)

[2. Microsoft Project](#)

[3. Smartsheet](#)

[Next Steps](#)

1. JIRA



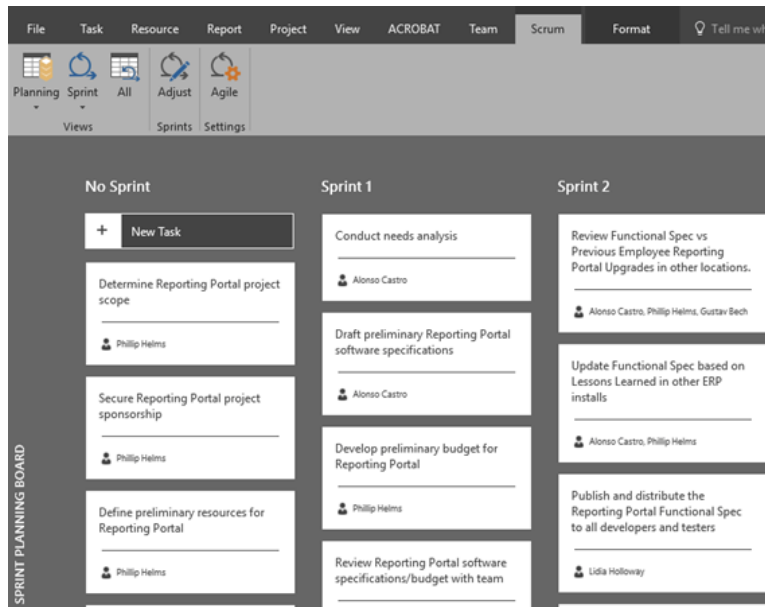
Product overview: Atlassian's JIRA originated as an agile software development tracking tool and has grown to support projects of many types. JIRA is designed to support agile teams with a structure that values supporting collaboration over process, visual representations of work, and responding to changes rather than adhering to a strict plan.

Pricing: JIRA offers a free version for up to 10 users with limited functionality. For audit reports and other features, their next package is \$10 per user per month (discount available for 11+ users per month). They offer a free trial.

Distinguishing features:

- Create custom workflows for sprints, tasks, and subtasks.
- Generate high-impact visuals for project reporting, tracking sprints, and burndown and velocity charts.
- Manage not only project teams, but also teams with ongoing efforts and tasks.

2. Microsoft Project



Product overview: Microsoft Project is a project management solution designed for businesses of all sizes. MS Project has been a [Software Advice project management FrontRunner](#) since 2017. It features project scheduling broken down in sprints or phases, resource allocation, and budget tracking. Waterfall, agile, and hybrid project methodologies are fully supported.

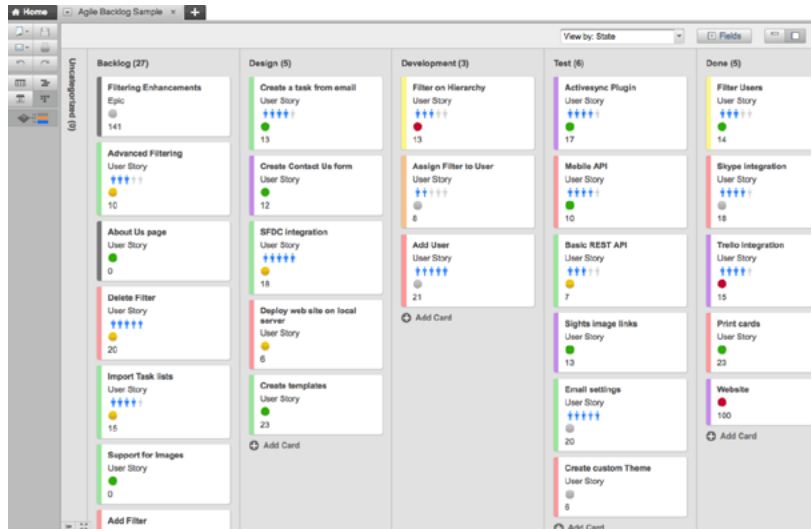
Pricing: Microsoft Project’s initial, cloud-based offering—Project Plan 1—costs \$10 per user per month, with an annual commitment required. For reporting and resource management you’ll need Project Plan 3, which is \$30 per user per month. (Features vary by deployment type and package versions.)

Microsoft Project offers both cloud and on-premise deployments.

Distinguishing features:

- View tasks in waterfall, kanban, or scrum layouts using templates.
- Perform “Earned Value Analytics” and estimate the cost performance of projects.
- Pull project reports specifically created for agile projects, with filters such as task and/or sprint statuses.

3. Smartsheet



Product overview: Smartsheet is a work and project management platform based in a familiar spreadsheet-like interface to help teams plan, track, and manage projects in real time. It offers document and resource management, project reporting, and timeline tracking. Smartsheet has been a [Software Advice project management FrontRunner](#) every year since 2016.

Pricing: Smartsheet’s Individual license is \$14 per month (when billed annually). For reporting dashboards and multiple users, you’ll need their Business license which starts at \$25 per user per month (when billed annually).

Smartsheet also offers an Enterprise version with advanced security controls and has integration options with JIRA, Salesforce, and others.

Distinguishing features:

- Create agile project plans using templated sheets that generate the task backlog and sprints.
- Use Smartsheet’s “Feature Prioritization” sheet to help formulate which tasks should be included in which sprint.
- Switch between Gantt, Grid, and Card views of tasks depending on whether you’d like to show a waterfall, agile, or hybrid project or sprint overview.

Next steps

We know how difficult making a software decision can be, and these are just 3 of hundreds of project management solutions to choose from. In order to make the best decision for your business, here's a quick guide through your next steps.

1. Write out the software functionality that aligns with your specific business needs.
2. Make a shortlist of products that meet those needs.
3. Hold demo meetings with the vendors on your shortlist.
4. Compare the products to your features list and stick to it—[don't get persuaded by a charismatic salesperson.](#)

If you need help choosing a specific [project management tool](#), you can speak with one of software expert advisors. Our advisors provide free, personalized software recommendations, and can help you narrow down the best products for your business.

[Schedule an appointment with an advisor here.](#)