

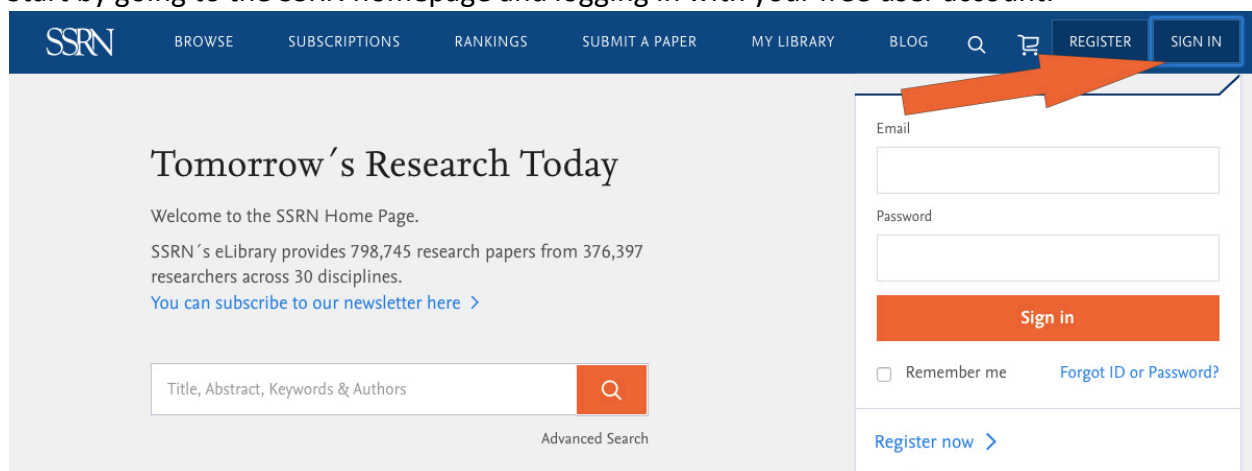
## Submit a Paper to SSRN

Submitting your preprinted research papers to SSRN allows you to freely share your research with colleagues, critics, students, and peers alike. Qualifying research will also be disseminated in our focused subject matter eJournals to reach a broad, yet targeted, range of interested subscribers around the world.

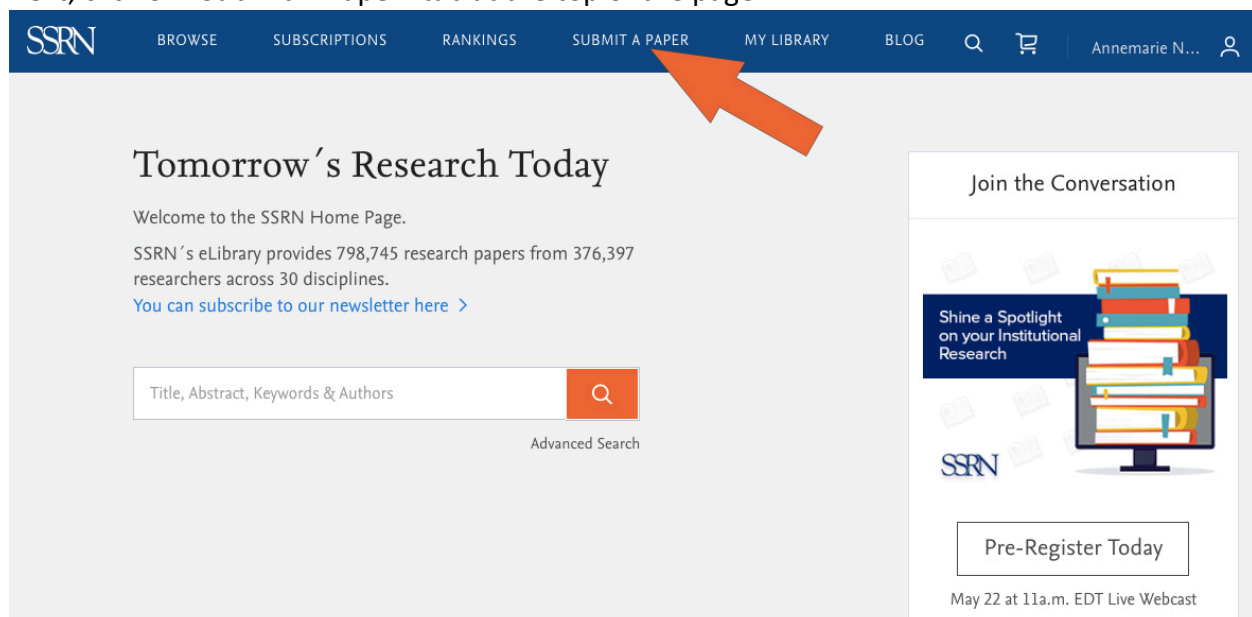
Sharing research is useful in building awareness of your study whether you are seeking feedback from a professor or funding from grants. Our onsite analytics tools also help measure your impact factor which is useful in everything from reviews and reports to resumes.

To watch a video of this tutorial go to: <https://www.youtube.com/watch?v=t3KOmsO8FNU>

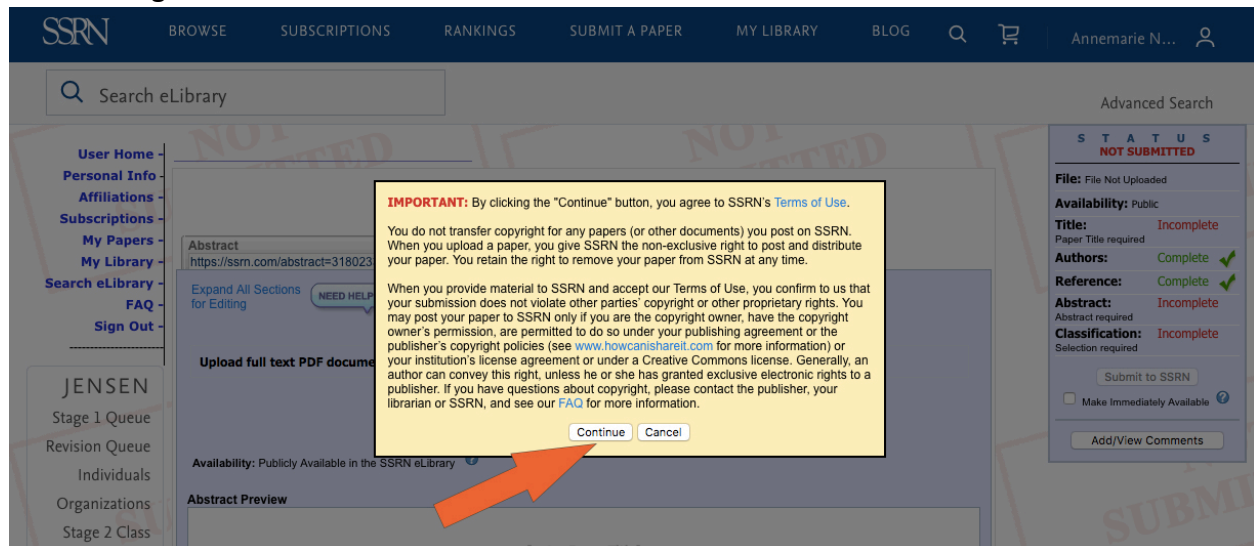
Start by going to the SSRN homepage and logging in with your free user account.



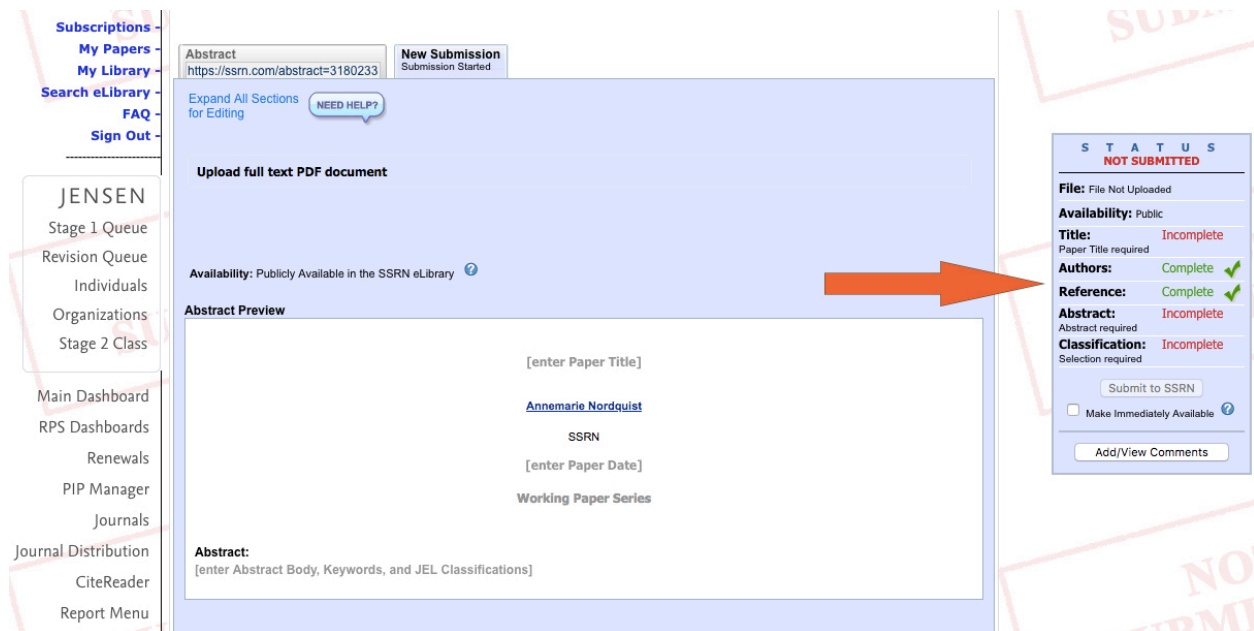
Next, click on "Submit A Paper" tab at the top of the page.



Read through the terms and conditions and click “continue”.



At this stage, you will be guided through the submission form. Please complete each stage of the form from top to bottom. You'll be able to track the status of completion on the righthand side of the page as you finish each stage of the form.



Notice that SSRN allows certain features for your convenience, such as keywords to make your paper more easily found in a search and the capability to allow SSRN classifiers to add your paper to relevant eJournals.

Once you see that all of the sections of the status table are complete and you are satisfied with your submission click “Submit to SSRN” in the toolbar. Be sure to also check the box to make it

immediately available, if you would like to utilize this feature.

The screenshot displays the SSRN submission interface. At the top, there are tabs for 'Abstract' and 'New Submission'. The main content area shows the document title 'SSRN\_ID3180233\_code2252953.pdf' and its upload details. Below this, the 'Availability' is set to 'Publicly Available in the SSRN eLibrary'. The 'Abstract Preview' section contains the following information:

**Scholarly Paper**  
[Annemarie Nordquist](#)  
SSRN  
May 17, 1991  
Working Paper Series

**Abstract:**  
Please disregard this test.  
**Keywords:** special, extra special, test  
**JEL Classifications:** [comma separated]

On the right side, a 'STATUS' panel is visible, indicating 'NOT SUBMITTED'. It lists the following completion status:

- File: File Uploaded Successfully
- Availability: Public
- Title: Complete ✓
- Authors: Complete ✓
- Reference: Complete ✓
- Abstract: Complete ✓
- Classification: Complete ✓

At the bottom of the status panel, there is a 'Submit to SSRN' button, which is highlighted by an orange arrow. Below it, there is a checked checkbox for 'Make Immediately Available' and an 'Add/View Comments' button.

One final step confirms that you are satisfied with your submission and that it does not violate any terms of use.

Congratulations! Your paper has now been received by our team at SSRN. We'll review the paper to ensure its completeness before adding it to the eLibrary, but the paper is already available under your author profile. We'll also add eligible papers to be distributed in our network of eJournals.