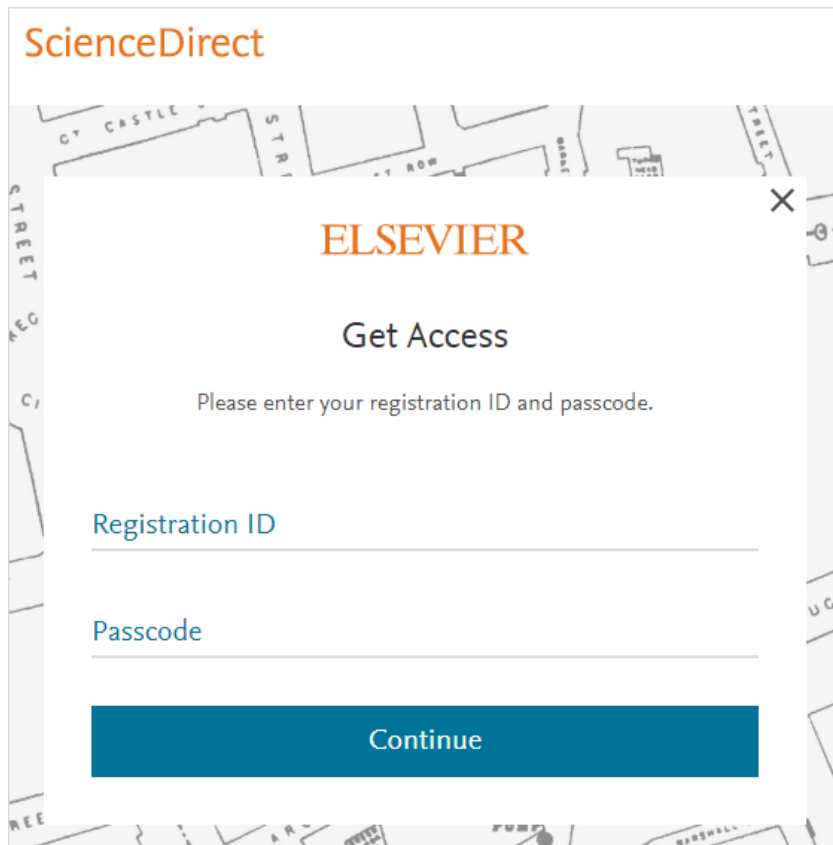


Etapas para activar o acesso remoto via registo de ID:

Entre na página de registo de ID da ScienceDirect através do link: <https://www.sciencedirect.com/science/register>

A) Introduza o código de identificação e senha nos campos de "*Registration ID*" e "*Passcode*", respectivamente, conforme indicado na janela de dialogo abaixo, e clique no botão "*Continue*".



ScienceDirect

ELSEVIER

Get Access

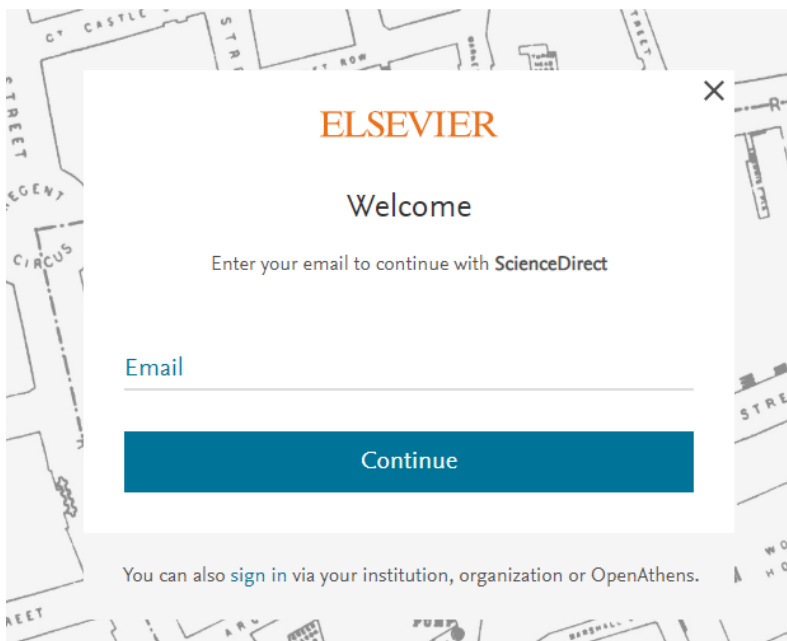
Please enter your registration ID and passcode.

Registration ID

Passcode

Continue

B) Se tem uma conta de utilizador criada na plataforma ScienceDirect, poderá associar o acesso remoto para a sua conta, autenticando-se na plataforma com seus dados de acesso da conta existente. Para o efeito introduza o e-mail que usou para criar a conta e clique no botão "*continue*".



ELSEVIER

Welcome

Enter your email to continue with ScienceDirect

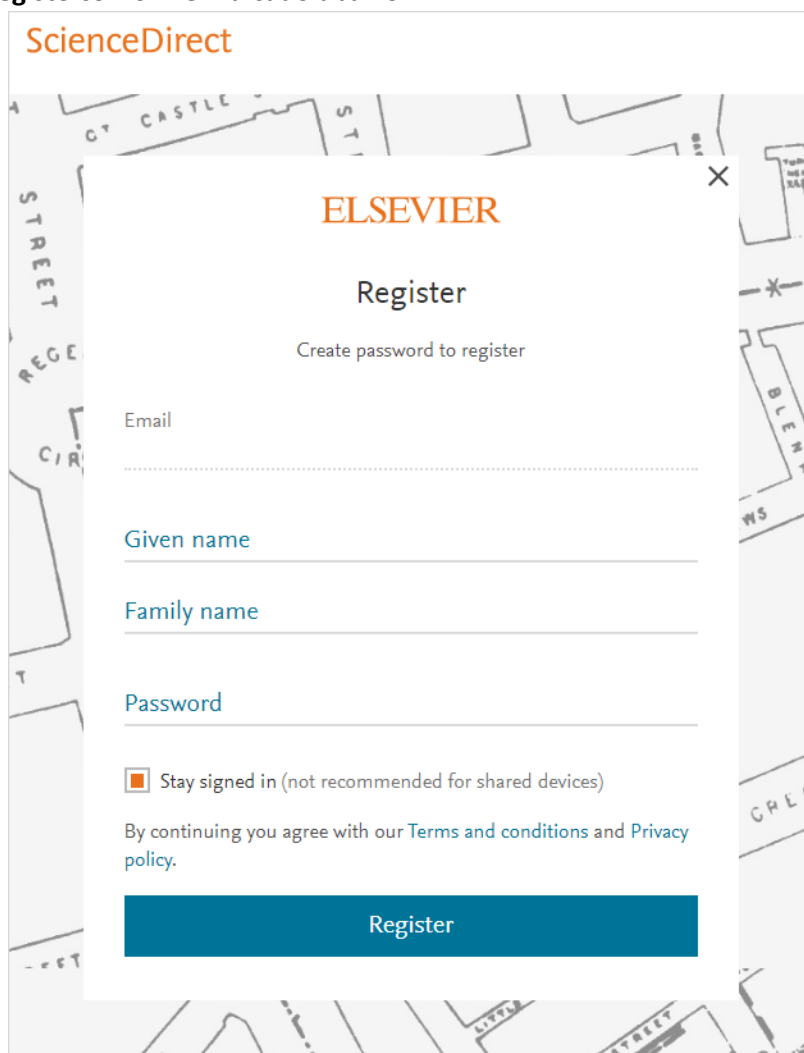
Email

Continue

You can also [sign in](#) via your institution, organization or OpenAthens.

This is a screenshot of a 'Welcome' modal window. It features the Elsevier logo at the top, followed by the heading 'Welcome' and the instruction 'Enter your email to continue with ScienceDirect'. There is a text input field labeled 'Email' and a prominent blue 'Continue' button. At the bottom, there is a link to 'sign in' via institutional or OpenAthens credentials.

C) Se ainda não tem conta criada na plataforma ScienceDirect, seu e-mail será identificado como não registrado e será redirecionado para a página de registro do perfil de utilizador, para preencher seus dados no formulário de registro conforme indicado abaixo.



ScienceDirect

ELSEVIER

Register

Create password to register

Email

Given name

Family name

Password

Stay signed in (not recommended for shared devices)

By continuing you agree with our [Terms and conditions](#) and [Privacy policy](#).

Register

This is a screenshot of a 'Register' modal window. It features the Elsevier logo and the heading 'Register' with the instruction 'Create password to register'. The form includes input fields for 'Email', 'Given name', 'Family name', and 'Password'. There is a checkbox for 'Stay signed in (not recommended for shared devices)'. Below the checkbox, there is a line of text: 'By continuing you agree with our [Terms and conditions](#) and [Privacy policy](#).' At the bottom is a blue 'Register' button.

