


FAQs for Scopus Content Partners

Last Revised: July, 2025

Content & Data Sourcing Team



Advancing human progress together

Topics covered

- [Scopus Overview](#)
- [Scopus Content Selection](#)
- [Approximate Timelines for Scopus Onboarding](#)
- [Scopus Acceptance and Permissions](#)
- [Content Access](#)
- [Making Changes in Scopus](#)
- [Promoting that Your Content is in Scopus](#)
- [Other Resources](#)

This document is also available in [Mandarin Chinese](#).

Scopus Overview

- **What is Scopus?**

[Scopus](#) is Elsevier's source-neutral abstract and indexing database, curated by independent subject matter experts. By having content included in Scopus, scholarly publishers make their content discoverable at over 7000 of the world's top research institutions. Content in Scopus is linked through citation mapping, so that users can see who cited a piece of content or look at what an author may have referenced to support his or her research.

- **How can I learn more about Scopus?**

The [Scopus Blog](#) is the best place to start.

- **I'm looking for Scopus end-user support.**

You can find help on the [Scopus Support Hub](#).

Scopus Overview

- How is CiteScore Calculated?

CiteScore is a metric assigned to all titles in Scopus. This metric is calculated by Elsevier. To learn more about how CiteScore is calculated and how it should be used, we recommend reading this Scopus blog post from June 2024 : Citescore 2024 values now live!

- Where can I learn more about CiteScore?

Please visit the Citescore FAQs page.

Scopus Content Selection

- **How do I suggest a title for Scopus?**

You can learn more about content selection criteria and submit a title for consideration via the [Scopus Suggestion link](#)

- **How can I tell if my content is eligible for Scopus?**

We recommend reading the [Scopus Content Guide](#). This explains what is included in Scopus both in terms of content types and disciplines covered as well as more information on the selection process.

Scopus Content Selection continued

- **How long does it take for content to be evaluated?**

This varies. We want to ensure that all content submitted is given the appropriate attention.

- **How can I get an update on my title's evaluation progress?**

You can track the progress of the evaluation process by entering the unique Tracking ID provided at the time of submission into the [Title Evaluation Tracker](#).

- **How much does it cost to be indexed in Scopus?**

There is no cost to be included in Scopus. Our primary goal is to include high quality, publisher-agnostic content.

Scopus Content Selection continued

- **What is the first issue of the title that will be indexed?**

Starting in 2023, a journal's start coverage year will be from the year of selection minus 4. This means that for a title selected in 2023, its coverage would start in 2019 and include the content for all years going forward. Special considerations apply to journals that are previously rejected for Scopus inclusion, the start coverage year will begin from the year following the year of rejection. For journals that were previously discontinued and then selected for coverage again, indexing will begin from the year of re-selection.



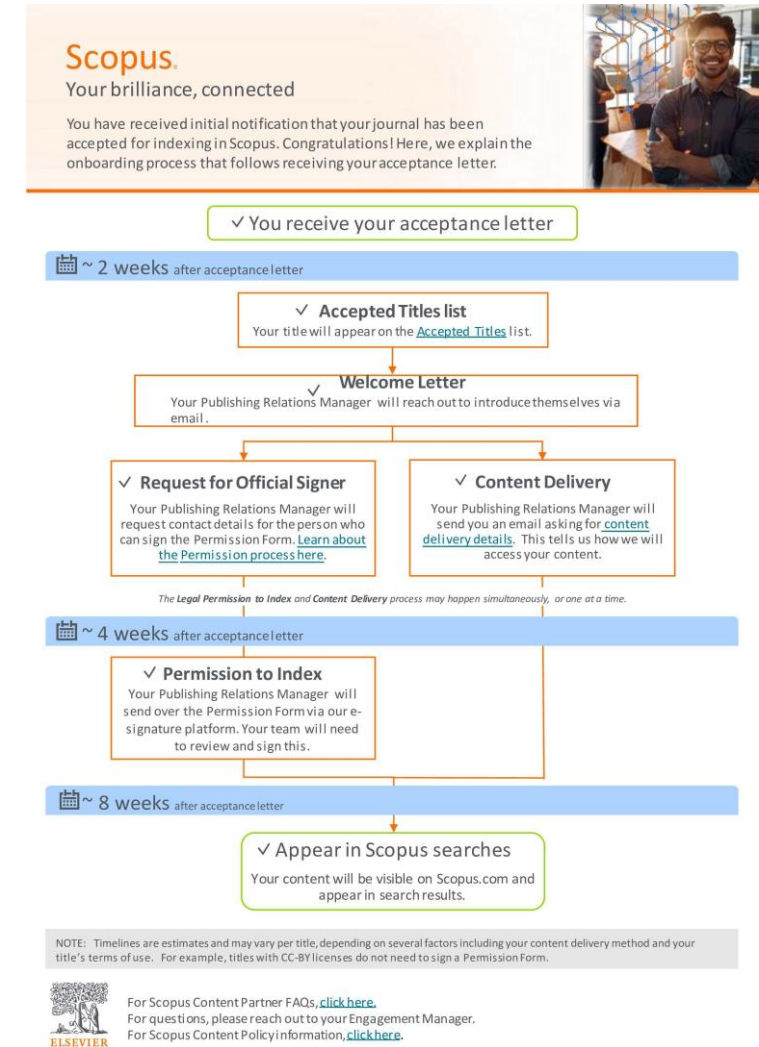
Chandini Bevena Josephine Emmanuel
2025-07-04 08:48:07

Nancy please update as per the latest
info on coverage years

Approximate Timelines for Scopus Onboarding

- How long will it take for my content to appear on Scopus?

In most cases, the titles will follow the timelines as [shown in this flyer](#); however, this depends on the content delivery method that you would choose and other factors.



Scopus Acceptance and Permissions

- **My content was just accepted into Scopus. What are the next steps for me?**


Congratulations! The first step for you is to celebrate. After that, we will work with you set up content delivery and formal permission to index.

If this is your first title accepted by Elsevier:

- **Welcome Letter:** A few weeks after your acceptance, you will receive a welcome letter from your Publishing Relations Manager.
- **Content Delivery:** About a week later, your Publishing Relations Manager will ask about your content delivery preferences.
- **Permission to Index:** Finally, your Publishing Relations Manager will work with you to ensure Elsevier has permission to index your title.

If you already have a title indexed by Elsevier:

- **Content Delivery:** Your Publishing Relations Manager will reach out to confirm your content delivery preference. Generally, we recommend using the same method for all titles.
- **Permission to Index:** Your Publishing Relations Manager will work with you to make sure Elsevier has permission to index your title.



Scopus Acceptance and Permissions continued

- **What is the role of my Publishing Relations Manager?**

Your Publishing Relations Manager is your primary point of contact going forward. Their role is to make sure your relationship with Elsevier runs smoothly. This person will help you with onboarding, future license renewals and making updates in our records like changes in title, ISSN, URL, publication frequency, and contact information. This person can also help with any other questions you might have.

- **How long will it be before my content appears in Scopus searches?**

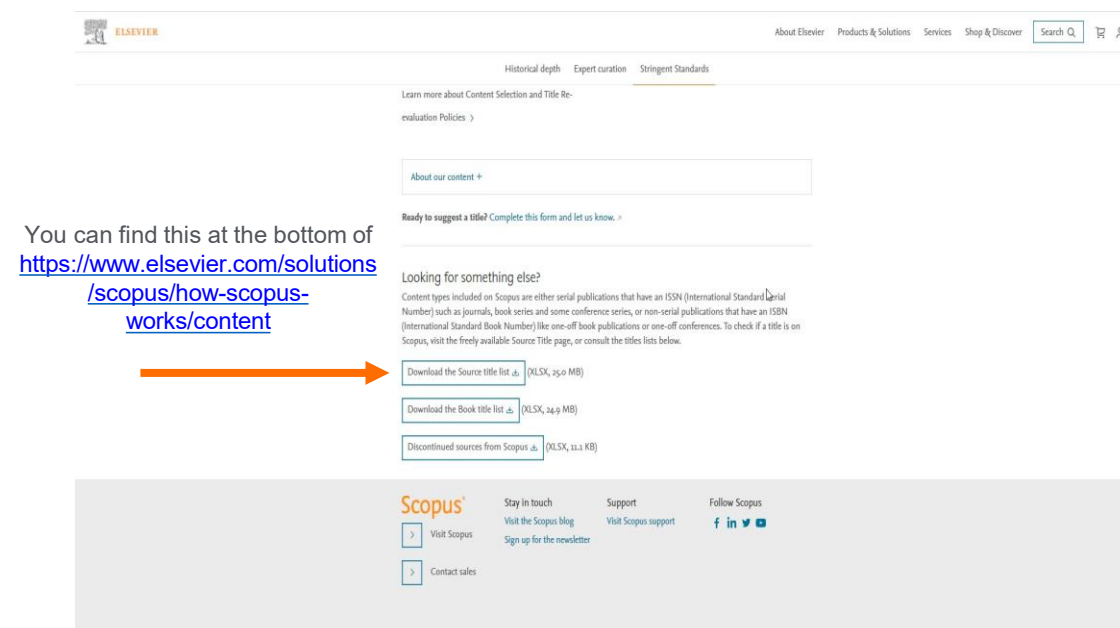
This depends on a variety of factors, including how you chose to deliver content to us. To learn more, please visit our [Scopus Onboarding Timeline flyer](#).

Scopus Acceptance and Permissions continued

- Where can I see proof that my title is in Scopus?

There are a few ways.

- The first place your title will appear is one the [Source Title List](#) on the “Accepted Titles” tab. This is updated monthly and is the most up-to-date list of titles in Scopus. You can learn more on the [Scopus Blog](#).
- As soon as a content transfer method set up, you can search in Scopus for your titles ISSN. This takes a little longer.
- The other place you can look is the [Scopus Sources](#) within Scopus product. This list takes the longest to update, so don't worry if you can't find your title here at first.



Scopus Acceptance and Permissions continued

- **Why do I have to sign a Permissions Form?**

You will receive a Permission Request form from your Publishing Relations Manager via Conga Sign, our eSignature platform. This gives us permission to include your content in Elsevier solutions, like Scopus. If you do not grant us legal permission, we cannot include your content in Scopus.

If your title is CC-BY, you do not need to sign a permission form.

- **Who should sign the Permissions Form?**

This is up to you. At some organizations, there may be a licensing professional. You may also prefer to have it signed by the journal editor, the publisher or the person who submitted the title for coverage consideration.

Scopus Acceptance and Permissions continued

- **What does Elsevier mean by “license renewal date”?**

For Scopus Content Partners, the license renewal date refers to when the license agreement confirming your willingness to have your title indexed in Elsevier databases expires. It simply means that we must renew our license with you.

For many publishers, we send this form out every year to confirm your willingness to continue indexing. If you prefer not to renew every year, you could choose to grant us a perpetual license.

Renewals are a standard activity and do not mean your title is being re-evaluated.

Note: Prior to 2021, we referred to this as the “subscription end date”.

Content Delivery

- Why does Elsevier need access to my full-text content?

We need access to your content so we can access the metadata including citations as well as the abstract. This allows us to capture the full set of citations as well as information around authors, journal and publisher.

We never make the full text available to our customers or other third parties.



Scopus

Document details

The screenshot shows the Scopus document page for the article "Effect of shape and distribution of pin-fins on the flow and heat transfer characteristics in the rectangular cooling channel" by Jin, W.^a, Wu, J.^a, Jia, N.^a, Lei, J.^a, Ji, W.^b, Xie, G.^c. The page includes a navigation bar with options like "Export", "Download", "Print", "E-mail", "Save to PDF", "Save to list", "Order Document", and "More...". A "Create bibliography" dialog box is open, showing options for "BIBTEX", "COPAC", and "View at Publisher". The article is from the "International Journal of Thermal Sciences", Volume 161, March 2021, Article number 106758. The abstract states: "Pin-fin arrays play a very important role in heat transfer enhancement for turbine blade trailing edge. To find a configuration with better heat transfer effect and lower flow resistance, the flow and heat transfer characteristics of several rectangular channels with staggered pin-fins of different shapes (circular, elliptic, oblong, teardrop, lancet and NACA) are studied numerically and then the effects of the spanwise and streamwise spacing of the teardrop and NACA pin-fins are investigated and compared with circular pin-fins. Reynolds number varies from 5×10^3 to 3×10^4 . The ratio of streamwise spacing to diameter (X/D) varies from 2.5 to 5, and the ratio of spanwise spacing to diameter (S/D) varies from 2 to 4. It is found that the teardrop and NACA pin-fins are relatively better than the other four pin-fins, and the NACA and teardrop pin-fins at S/D = 3 and X/D = 2.5 have the better flow and heat transfer performance in comparison with circular pin-fins. Moreover, the NACA pin-fins deserve more attentions and work for its potential application in the trailing edge cooling of the actual turbine blades because it is easier to machine based on its reliable profile equation. © 2020". The right sidebar shows "Metrics" (PlumX Metrics, Usage, Captures, Mentions, Social Media and Citations beyond Scopus), "Cited by 0 documents", and "Related documents" (Numerical study on flow and heat transfer characteristics of pin-fins with different shapes).

Scopus document record, accessed Jan 2021



ELSEVIER

Content Delivery continued

- **How does content delivery set up work?**

Your Publishing Relations Manager will send you a form asking about your preferences. If you have technical delivery team, you may prefer to have them fill out the form. If you are already providing content to Elsevier for indexing, we strongly recommend you use the same method for all titles.

You can find more information about content delivery options [here](#) 



For specific questions, please reach out to your Publishing Relations Manager.



Content Delivery Process: Your Options

The next step in being indexed on Elsevier solutions is to provide us with content access. While we only display metadata, our indexing process requires full text access.

We have two methods that we recommend: Web Access or sFTP e-feed. We recommend you discuss the options with your delivery support team.

Generally, sFTP works well for content partners who can provide full-text XML (in addition to PDF files). Web access works well for content partners who do not have experience with sFTP feeds.

Please note:

- This form should be filled out for all titles even if your title is Open Access with a CC-BY licence.
- This form can be forwarded to your technical delivery contact, so that they can fill it out when appropriate.

Ensuring smooth content access

You can find more resources about delivering content to students in the [Delivery Instructions](#).

We strongly advise you to contact your Engagement Manager. This may include your title's website, publication schedule, method.

For security purposes this form is for one-time use only.
Pressing save will submit your details.

Current Delivery

Web Access

*FORM_Content_Delivery_...

Please enter your name and email so we can contact you if further information is required

Name
 First Name

Last Name

Email

Save

Chandini Bevena Josephine Emmanuel
2025-07-04 08:49:25

The link is updated. the revised link is:

~~https://www.westlaw.com/regulation/docdetail/default.aspx?cid=1067893&context=regulation~~

Screenshot of the Content Delivery Form, April 2022

The form domain will include "relx-elsevier-operations.force.com"



Content Delivery continued

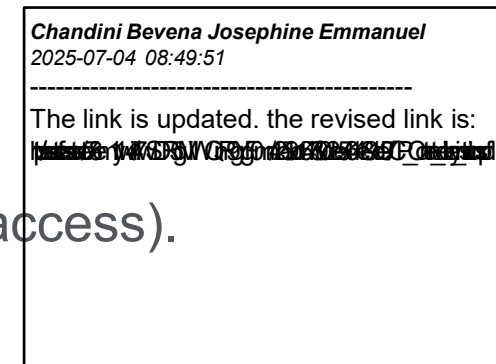
How can I provide content access to Elsevier?

You and your Publishing Relations Manager will decide what is the best access method for you, based on technical specifications. You can find more information about the content delivery options [here](#)



Generally, we can accept content in the following ways:

- Web crawling with Login Credentials – (Username/password access).
- Web crawling with IP recognition
- sFTP upload



For Open Access titles, we may not need special access if you have full text PDFs on your website. Once the Permissions Form is signed, we may be able to use a web crawler to access the metadata we need.

Content Delivery continued

- Do you have any tips for ensuring content transfer runs smoothly?

It is important that you let your Publishing Relations Manager know as soon as possible about changes to your title such as ISSN, website URL, publication frequency or contact detail changes. Changes may disrupt content transfer.

This is particularly important, because a disruption in content transfer could trigger the title re-evaluation process.

- What are the IP addresses I need to whitelist?

You can find the current list of IP addresses [here](#)

Nancy, The updated IP address link is:
[https://assets.ctfassets.net/
o78em1y1w4i4/7y8ZFX8bgMHdjYLlyBsX
92/914eeb2a7a810af3d04a43296157632
4/CP_IP-Ranges.pdf](https://assets.ctfassets.net/o78em1y1w4i4/7y8ZFX8bgMHdjYLlyBsX92/914eeb2a7a810af3d04a432961576324/CP_IP-Ranges.pdf)

Making Changes in Scopus

- **Does Scopus process notices of retraction, erratum and corrigendum?**

Yes, but only if these notices are published in a journal issue. We do not index retraction, erratum and corrigendum that are delivered as separate letters.

- **Why do my articles not appear with the Open Access (OA) tag in Scopus (despite being OA)?**

We source our OA document tags from [Unpaywall](#), a database run by Impactstory (a non-profit organization) which harvests Open Access content from over 50,000 publishers and repositories. You can learn more about OA tags in Scopus on the [Scopus](#) blog.

- **My SCImago (SJR) or Source-Normalized Impact per Paper (SNIP) metrics do not accurately reflect my citation performance. How can I get them updated?**

Both SJR and SNIP are created independent organizations that use Scopus data. For more information about SCImago (SJR) visit the [SCImago website](#). For more information about Source-Normalized Impact per Paper (SNIP), visit the [CWTS Journal Indicators webpage](#).

Making Changes in Scopus Continued

- **How can I request changes to Scopus including content and author corrections?**

Please start with the [Scopus Support Center](#). Here you can request that missing documents be added as well as request corrections to affiliation and author profiles. You can also let us know about citation and CiteScore corrections that need to be made.

- **My basic publisher details, shown on the Scopus Source details page, are not up-to-date. How can I correct them?**

Please contact your Publishing Relations Manager with any changes. These changes may include information updates to things like title, ISSN, publisher, publication frequency, website URL or a change in contact information. These changes may not reflect in the Scopus Source details page immediately.

Source details

The Lancet

Scopus coverage years: from 1823 to Present

Publisher: Elsevier

ISSN: 0140-6736 E-ISSN: 1474-547X

Subject area: Medicine: General Medicine

View all documents >

Set document alert

Save to source list

Journal Homepage

Cite

Cite

Display

Feedback >

CiteScore 2019

73.4

SJR 2019

14.554

SNIP 2019

21.313

Scopus Sources Record, Accessed Jan 2021

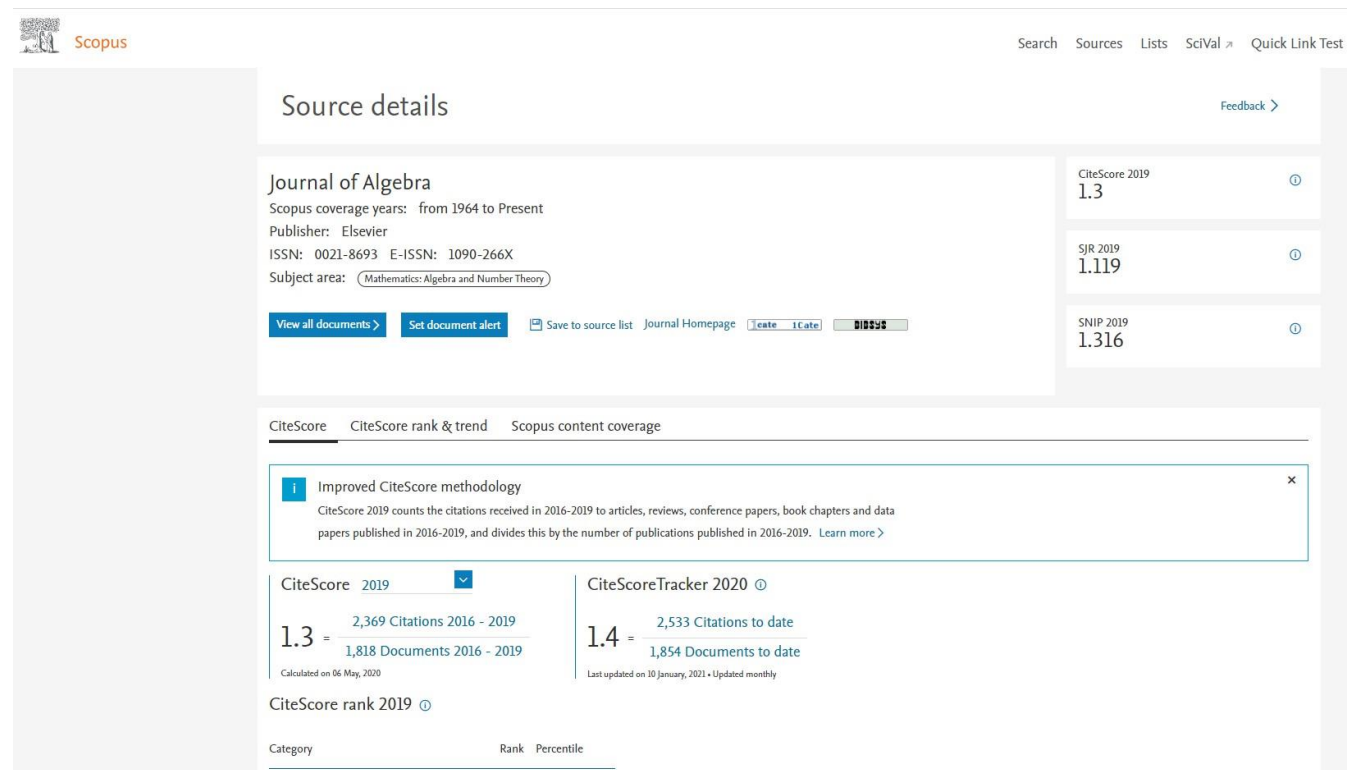
Making Changes in Scopus Continued

- **Where is my Scopus Source page?**

A Scopus Source page is the page that shares basic information about journals included in Scopus. It shows important information like journal metrics and publisher details.

Since March 2025, these pages are updated on a monthly basis to ensure that all source related information such as Title, ISSN and publisher details remain up-to-date and accurate.

If you are confirming your new content is displayed in Scopus, we recommend searching by ISSN or Journal Title.



The screenshot shows the Scopus Source details page for the Journal of Algebra. The page includes the Scopus logo, search and navigation links, and a 'Source details' section. The journal's name, Scopus coverage years (1964 to Present), publisher (Elsevier), ISSN (0021-8693), E-ISSN (1090-266X), and subject area (Mathematics: Algebra and Number Theory) are listed. A 'View all documents' button and a 'Set document alert' button are also present. A 'CiteScore 2019' of 1.3 is displayed, along with an 'SJIR 2019' of 1.119 and an 'SNIP 2019' of 1.316. A 'CiteScore rank & trend' section shows the CiteScore 2019 of 1.3, calculated on 06 May, 2020, based on 2,369 citations and 1,818 documents from 2016 to 2019. A 'CiteScoreTracker 2020' of 1.4 is also shown, based on 2,533 citations to date and 1,854 documents to date, last updated on 10 January, 2021. A 'CiteScore rank 2019' section is partially visible at the bottom.

Scopus

Search Sources Lists SciVal Quick Link Test

Feedback >

Source details

Journal of Algebra

Scopus coverage years: from 1964 to Present

Publisher: Elsevier

ISSN: 0021-8693 E-ISSN: 1090-266X

Subject area: Mathematics: Algebra and Number Theory

View all documents > Set document alert Save to source list Journal Homepage Cite Cite

CiteScore 2019 1.3

SJIR 2019 1.119

SNIP 2019 1.316

CiteScore CiteScore rank & trend Scopus content coverage

Improved CiteScore methodology

CiteScore 2019 counts the citations received in 2016-2019 to articles, reviews, conference papers, book chapters and data papers published in 2016-2019, and divides this by the number of publications published in 2016-2019. Learn more >

CiteScore 2019 1.3

2,369 Citations 2016 - 2019

1,818 Documents 2016 - 2019

Calculated on 06 May, 2020

CiteScoreTracker 2020 1.4

2,533 Citations to date

1,854 Documents to date

Last updated on 10 January, 2021 • Updated monthly

CiteScore rank 2019

Category Rank Percentile

Making Changes in Scopus Continued

- **How can I change my name in Scopus?**

There are many reasons an author may wish to change their name. Following a request from the author, Elsevier will apply the updated name to versions of the article on ScienceDirect, Scopus and other relevant platforms.

You can [learn more about our name change policy](#) on the Scopus blog.

Promoting that Your Content is in Scopus

- Can I add the Scopus logo to my journal home page?

Yes! You can find the [Scopus logos](#) here. CiteScore logos are [available here](#). Orange is the preferred color, but you may use any version as long as you do not modify it in any way.

- What is the best way to display my journal's CiteScore on the journal's website?

You can use the CiteScore widget, which can be accessed on your title's Scopus Sources page. This ensures your journal metrics are always up-to-date on your journal's website.

The screenshot shows the Scopus Sources page for the journal 'NursingPlus Open'. The page displays the following information:

- Scopus coverage years: from 2015 to 2018
- Publisher: Elsevier
- E-ISSN: 2352-9008
- Subject area: Nursing: General Nursing

On the right side, there is a table of metrics:

Metric	Value
CiteScore 2019	28.3
SJR 2019	2.707
SNIP 2019	19.106

Below the metrics, there is a section for 'CiteScore' with a dropdown menu set to '2019'. The CiteScore is displayed as 28.3, calculated from 283 Citations (2016-2019) and 10 Documents (2016-2019). To the right, the 'CiteScoreTracker 2020' is shown with a value of 6.2, based on 31 Citations to date and 5 Documents to date. Below this, the 'CiteScore rank 2019' is displayed, showing the journal's rank as #1/116 in the Nursing: General Nursing category, with a percentile of 99th. At the bottom, there is a link to 'Add CiteScore to your site' which is highlighted with a red box.

Other Resources

Do you have questions not answered here? Please reach out to your Publishing Relations Manager.