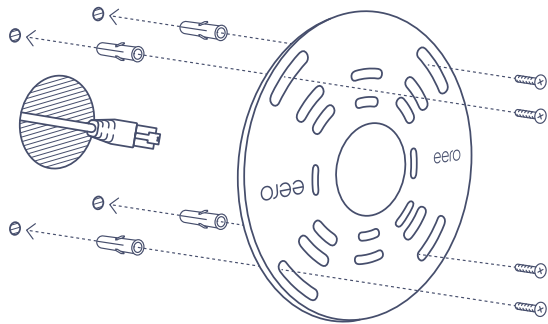




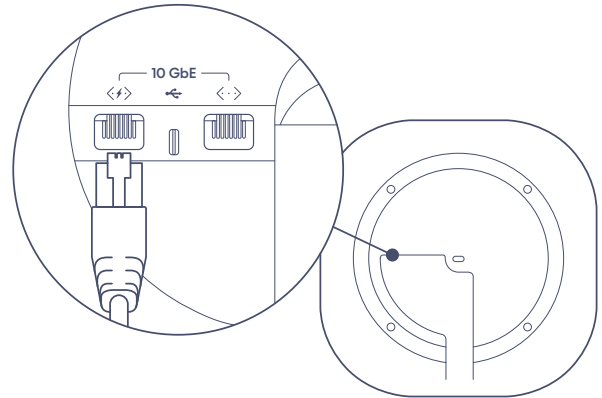
eero PoE 7 QUICK START GUIDE

- 1 Mount bracket to the ceiling or wall with included mounting hardware.

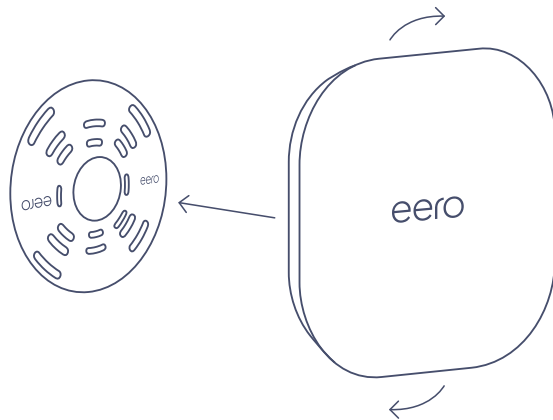
Thread Ethernet cable through the center of the bracket.



- 2 Plug Ethernet cable into 10 GbE PoE+ port.



- 3 Attach device to the bracket and rotate to lock the device in place.



- 4 Scan the QR code to begin setup within the eero app.

