

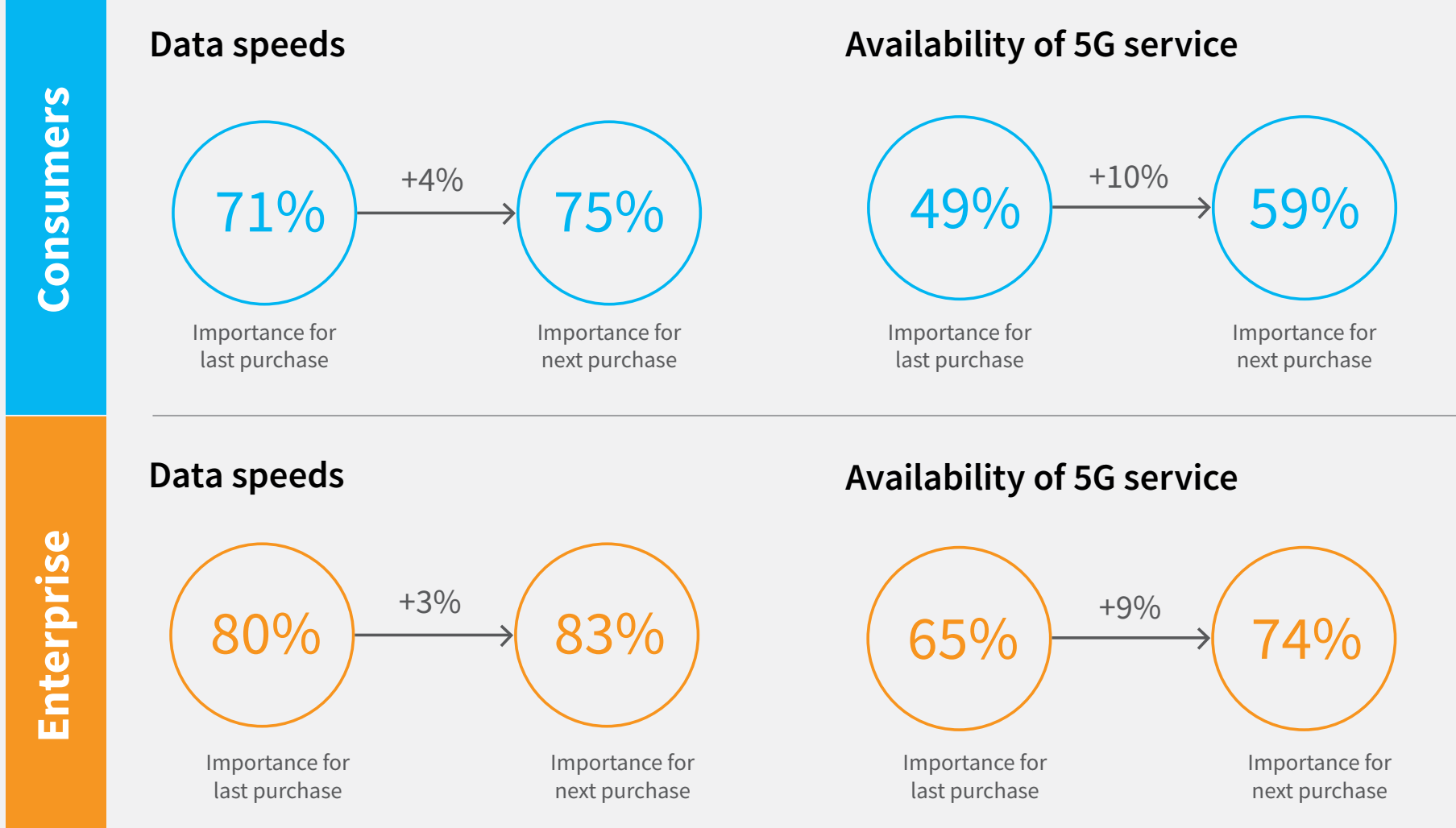
# Mobile performance across the US

Which carrier delivered the best real-world performance in the second half of 2020?

2020 marked a seismic shift to an already dynamic mobile landscape. With COVID-19 leading to unprecedented levels of remote learning and working, the importance of fast and reliable connectivity has never been greater.

With Sprint and T-Mobile having merged, competition among the new “Big 3” carriers should become even more intense going forward. Read on to see how the carriers compared in 2H 2020.

Data speeds and 5G are becoming more critical than ever for purchasing decisions.



To show you what to expect from your mobile experience, we tested the three major US carriers across all the spaces in which you use your smartphone.

AT&T


T-Mobile

Verizon

We tested:



The entire United States



All 50 states



The 125 most populated metro areas in the US

## Scientific testing for results you can trust



2,916,419 tests performed



Covering 302,012 miles



3,000+ total places visited



125 metro areas tested

## National performance

**Verizon** won the United States Overall RootScore Award for the 15th straight time.




United States RootScores - 2H 2020

Rank	Overall	Reliability	Accessibility	Speed	Data	Call	Text
1	96.0	96.5	95.2	95.9	97.1	94.5	96.8
2	94.5	95.3	90.9	94.9	96.3	92.1	
3	87.5	88.2	90.5	84.6	89.8	82.4	91.5
4							

● AT&T ● T-Mobile ● Verizon

## Speeds across the US

**Verizon** delivered the fastest aggregate median download speed across the US as a whole.



## The state winners

State RootScore Award tallies



remained a strong number-two performer.



performed much better in major cities than at the state level.




earned a remarkable 300 awards out of 350 total opportunities.




## Metro area performance


Metro RootScore Award tallies



showed fast speeds, strong reliability, and a growing 5G footprint.



delivered fast speed in many major markets, with 5G in more cities than any other network.



provided an unmatched combination of fast speeds plus exceptional reliability, with an expanded 5G network.

## Top end speeds continue to impress, with Verizon and AT&T leading the way

Median download speed intervals 2H 2020

Network	0-10 Mbps	10-20 Mbps	20-30 Mbps	30-40 Mbps	40-50 Mbps	50+ Mbps
AT&T	0	22	36	31	22	14
T-Mobile	4	58	46	14	3	0
Verizon	0	0	14	44	47	20

Number of markets out of 125 in which each carrier delivered median download speeds at various intervals.

## The bottom line

**AT&T** delivered strong results in general, sharing the US Text RootScore Award, earning the second-highest tally of State and Metro Area RootScore Awards, while showing impressive speeds, good reliability, and a growing 5G footprint in major metro areas.

**T-Mobile** showed good results in many major metropolitan markets, with strong text results, fast speeds, and widespread 5G, but its performances at the national and state levels weren't as strong as those of either AT&T or Verizon.

**Verizon** remained the carrier to beat, sweeping the US RootScore Awards, bringing home by far the most state and metro area awards, and delivering excellent speeds, outstanding reliability, and an expanded 5G footprint in major cities.

To read our 2H 2020 US State of the Mobile Union report, visit [rootmetrics.com](https://www.rootmetrics.com) on February 3rd.