



Procter & Gamble Hygiene
and Health Care Limited
CIN: L24239MH1964PLC012971
Registered Office:
P&G Plaza
Cardinal Gracias Road, Chakala
Andheri (E), Mumbai 400 099
Tel: (91-22) 2826 6000
Fax: (91-22) 2826 7303
www.pg.com/en_IN

April 19, 2016

To,
The Corporate Relations Department
The BSE Limited
Department of Corporate Services
Phiroze Jeejeebhoy Towers,
Dalal Street, Mumbai - 400001

Ref:- Scrip Code:- 500459

Dear Sir / Madam,

Sub:- Shareholding Pattern for the Quarter ended March 31, 2016


We are enclosing herewith the Shareholding Pattern under Regulation 31 (1)(b) of the Securities and Exchange Board of India (Listing Obligations and Disclosure Requirements) Regulations, 2015 for the Quarter ended March 31, 2016.


Kindly take the above on record and acknowledge the receipt.

Thanking you,

Yours faithfully,

For Procter & Gamble Hygiene and Health Care Limited


Preeti Bishnoi
Company Secretary



Encl: As Above

Procter & Gamble Hygiene And Health Care Limited


Table I - Summary Statement holding of specified securities

Category	Category of shareholder	Number of shareholders	No. of fully paid up equity shares held	No. of Partly paid-up equity shares held	No. of shares underlying Depository Receipts	Total nos. shares held	Shareholding as a % of total no. of shares (calculated as per SCRR, 1957)	Number of Voting Rights held in each class of securities			No. of Shares Underlying Outstanding convertible securities (including Warrants)	Shareholding, as a % assuming full conversion of convertible securities (as a percentage of diluted share capital)	Number of Locked in shares		Number of Shares pledged or otherwise		Number of equity shares held in dematerialised form	
								No of Voting Rights	Class eg: X	Class eg: Y			Total	No. (a)	As a % of total Shares held(b)	No. (a)		As a % of total Shares held(b)
(I)	(II)	(III)	(IV)	(V)	(VI)	(VII) = (IV)+(V)+(VI)	(VIII)As a % of (A+B+C2)	(IX)	(X)	(XI) = (VII)+(X) As a % of (A+B+C2)	(XII)	(XIII)	(XIV)					
(A)	Promoter & Promoter Group	3	22929773	0	0	22929773	70.64	22929773	0	70.64	0	0.00	0	0.00	22929773			
(B)	Public	29051	9530963	0	0	9530963	29.36	9530963	0	29.36	0	0.00	0	0.00	9046346			
(C)	Non Promoter - Non Public				0				0			0.00	0	0.00				
(C1)	Shares Underlying DRs	0	0	0	0	0	0.00	0	0	0.00	0	0.00	0	0.00	0			
(C2)	Shares Held By Employee Trust	0	0	0	0	0	0.00	0	0	0.00	0	0.00	0	0.00	0			
	Total	29054	32460736	0	0	32460736	100.00	32460736	0	100.00	0	0.00	0	0.00	31976119			

Procter & Gamble Hygiene And Health Care Limited
Procter and Promoter Group

Table II- Statement showing shareholding pattern of the Promoter and Promoter Group


Category	Category & Name of shareholders	PAN	Nos. of shareholders	No. of fully paid up equity shares held	No. of Partly paid-up equity shares held	No. of shares underlying Depository Receipts	Total nos. shares held	Shareholding % of total no. of shares (calculated as per SCRR, 1957)	Number of Voting Rights		No. of Shares Underlying Outstanding convertible securities (including Warrants)	Shareholding %, assuming full conversion of convertible securities (as a percentage of diluted share capital)	Number of Locked in shares	Number of Shares pledged or otherwise	Number of equity shares held in dematerialised form
									No of Voting Rights Class eg: X	Class eg: Y					
	(i)	(ii)	(iii)	(iv)	(v)	(vi)	(vii) = (iv)+(v)+(vi)	(viii) As a % of (A+B+C2)	(ix)	(x)	(xi) = (vii)+(x) As a % of (A+B+C2)	(xii)	(xiii)	(xiv)	
1	Indian														
(a)	Individuals / Hindu Undivided Family		0	0	0	0	0	0.00	0	0.00	0	0.00	0	0.00	0
(b)	Central Government / State Government(s)		0	0	0	0	0	0.00	0	0.00	0	0.00	0	0.00	0
(c)	Financial Institutions / Banks		0	0	0	0	0	0.00	0	0.00	0	0.00	0	0.00	0
(d)	Any Other (Specify)		1	619683	0	0	619683	1.91	619683	0.00	619683	1.91	0	0.00	619683
	Bodies Corporate		1	619683	0	0	619683	1.91	619683	0.00	619683	1.91	0	0.00	619683
	Temple Trees Impex And Investment Private Limited	AAACT1765G	1	619683	0	0	619683	1.91	619683	0.00	619683	1.91	0	0.00	619683
	Sub Total (A)[1]		1	619683	0	0	619683	1.91	619683	0.00	619683	1.91	0	0.00	619683
2	Foreign														
(a)	Individuals (Non-Resident Individuals / Foreign Individuals)		0	0	0	0	0	0.00	0	0.00	0	0.00	0	0.00	0
(b)	Government		0	0	0	0	0	0.00	0	0.00	0	0.00	0	0.00	0
(c)	Institutions		0	0	0	0	0	0.00	0	0.00	0	0.00	0	0.00	0
(d)	Foreign Portfolio Investor		0	0	0	0	0	0.00	0	0.00	0	0.00	0	0.00	0
(e)	Any Other (Specify)		0	0	0	0	0	0.00	0	0.00	0	0.00	0	0.00	0
	Bodies Corporate		2	22310090	0	0	22310090	68.73	22310090	0.00	22310090	68.73	0	0.00	22310090
	Procter And Gamble Asia Holding BV	AAECP3521E	1	21221953	0	0	21221953	65.38	21221953	0.00	21221953	65.38	0	0.00	21221953
	Rosemount LLC	AAFCR5144J	1	1088137	0	0	1088137	3.35	1088137	0.00	1088137	3.35	0	0.00	1088137
	Sub Total (A)[2]		2	22310090	0	0	22310090	68.73	22310090	0.00	22310090	68.73	0	0.00	22310090
	Total Shareholding Of Promoter And Promoter Group (A) = (A)[1]+(A)[2]		3	22929773	0	0	22929773	70.64	22929773	0.00	22929773	70.64	0	0.00	22929773




Procter & Gamble Hygiene And Health Care Limited

Table III - Statement showing shareholding pattern of the Public shareholder

Category	Category & Name of shareholders	PAN	Nos. of shareholders	No. of fully paid up equity shares held	No. of Partly paid-up equity shares held	No. of shares underlying Depository Receipts	Total nos. shares held (IV)+(V)+(VI)	Shareholding as a % of total no. of shares (calculated as per SCRR, 1957)	Number of Voting Rights held in each class of securities		No. of Shares Underlying Outstanding convertible securities (including Warrants)	Shareholding, as a % assuming full conversion of convertible securities (as a percentage of diluted share capital)	Number of Locked in shares		Number of Shares pledged or otherwise	Number of equity shares held in dematerialised form
									No of Voting Rights	Total as a % of (A+B+C)			No. (a) As a % of total Shares held(b)	No. (a) As a % of total Shares held(b)		
(i)	(i)	(ii)	(iii)	(iv)	(v)	(vi)	(vii) = (iv)+(v)+(vi)	(viii) As a % of (A+B+C2)	(ix)		(x)	(xi) = (vii)+(x) As a % of (A+B+C2)	(xii)	(xiii)	(xiv)	
1	Institutions															
(a)	Mutual Fund		68	2326402	0	0	2326402	7.17	0.00	2326402	7.17	0	0.00	0	0.00	2326402
(b)	Venture Capital Funds		0	0	0	0	0	0.00	0	0	0.00	0	0.00	0	0.00	0
(c)	Alternate Investment Funds		0	0	0	0	0	0.00	0	0	0.00	0	0.00	0	0.00	0
(d)	Foreign Venture Capital Investors		0	0	0	0	0	0.00	0	0	0.00	0	0.00	0	0.00	0
(e)	Foreign Portfolio Investor		60	1057808	0	0	1057808	3.26	0.00	1057808	3.26	0	0.00	0	0.00	1057265
(f)	Financial Institutions / Banks		24	48423	0	0	48423	0.15	0.00	48423	0.15	0	0.00	0	0.00	46063
(g)	Insurance Companies		4	856686	0	0	856686	2.64	0.00	856686	2.64	0	0.00	0	0.00	856686
	General Insurance Corporation Of India	AAACG0615N		517195	0	0	517195	1.59	0.00	517195	1.59	0	0.00	0	0.00	517195
(h)	Provident Funds/ Pension Funds		0	0	0	0	0	0.00	0	0	0.00	0	0.00	0	0.00	0
(i)	Any Other (Specify)		5	33268	0	0	33268	0.10	0.00	33268	0.10	0	0.00	0	0.00	30597
	Foreign Financial Institution		2	30568	0	0	30568	0.09	0.00	30568	0.09	0	0.00	0	0.00	30568
	Foreign Bank		2	29	0	0	29	0.00	0.00	29	0.00	0	0.00	0	0.00	29
	UTI		1	2671	0	0	2671	0.01	0.00	2671	0.01	0	0.00	0	0.00	0
	Sub Total (B)(1)		161	4322587	0	0	4322587	13.32	0.00	4322587	13.32	0	0.00	0	0.00	4317013
2	Central Government/ State Government(s)/ President of India		2	8408	0	0	8408	0.03	0.00	8408	0.03	0	0.00	0	0.00	8408
	Sub Total (B)(2)		2	8408	0	0	8408	0.03	0.00	8408	0.03	0	0.00	0	0.00	8408
3	Non-Institutions															
(a)	Individuals		26948	3852410	0	0	3852410	11.87	0.00	3852410	11.87	0	0.00	0	0.00	3391018
	i. Individual shareholders holding nominal share capital up to Rs. 2 lakhs.															



		3	71327	0	0	71327	0.22	71327	0.00	71327	0.22	0	0.22	0	0.00	0	0.00	71327
ii. Individual shareholders holding nominal share capital in excess of Rs. 2 lakhs.																		
(b) NBFCs registered with RBI	0	0	0	0	0	0	0.00	0	0.00	0	0.00	0	0.00	0	0.00	0	0.00	0
(c) Employee Trusts	0	0	0	0	0	0	0.00	0	0.00	0	0.00	0	0.00	0	0.00	0	0.00	0
(d) Overseas Depositors (holding DRs) (balancing figure)	0	0	0	0	0	0	0.00	0	0.00	0	0.00	0	0.00	0	0.00	0	0.00	0
(e) Any Other (Specify)	1937	1276231	0	0	1276231	3.93	1276231	0.00	1276231	3.93	0.00	0	3.93	0	0.00	0	0.00	1258580
Trusts	4	343	0	0	343	0.00	343	0.00	343	0.00	0.00	0	0.00	0	0.00	0	0.00	343
Foreign Nationals	1	190	0	0	190	0.00	190	0.00	190	0.00	0.00	0	0.00	0	0.00	0	0.00	190
Hindu Undivided Family	619	81958	0	0	81958	0.25	81958	0.00	81958	0.25	0.25	0	0.25	0	0.00	0	0.00	76146
Non Resident Indians (Non Repat)	309	120896	0	0	120896	0.37	120896	0.00	120896	0.37	0.37	0	0.37	0	0.00	0	0.00	116342
Directors / Relatives of Director	6	17393	0	0	17393	0.05	17393	0.00	17393	0.05	0.05	0	0.05	0	0.00	0	0.00	17326
Non Resident Indians (Repat)	413	25194	0	0	25194	0.08	25194	0.00	25194	0.08	0.08	0	0.08	0	0.00	0	0.00	25164
Clearing Member	82	9630	0	0	9630	0.03	9630	0.00	9630	0.03	0.03	0	0.03	0	0.00	0	0.00	9630
Bodies Corporate	503	1020627	0	0	1020627	3.14	1020627	0.00	1020627	3.14	3.14	0	3.14	0	0.00	0	0.00	1013439
Sub Total (B)(3)	28888	5199968	0	0	5199968	16.02	5199968	0	5199968	16.02	16.02	0	16.02	0	0.00	0	0.00	4720925
Total Public Shareholding (B) = (B)(1)+(B)(2)+(B)(3)	29051	9530963	0	0	9530963	29.36	9530963	0	9530963	29.36	29.36	0	29.36	0	0.00	0	0.00	9046346



Procter & Gamble Hygiene And Health Care Limited
Table IV - Statement showing shareholding pattern of the Non Promoter- Non Public shareholder

Category of shareholders	PAN	Nos. of shareholders	No. of fully paid up equity shares held	No. of Partly paid-up equity shares held	No. of shares underlying Depository Receipts	Total nos. shares held	Shareholding as a % of total shares (calculated as per SCRR, 1957)	Number of Voting Rights held in each class of securities			Shareholding, as a % assuming full conversion of convertible securities (including Warrants)	Number of Locked In shares		Number of Shares pledged or otherwise	Number of equity shares held in dematerialised form
								No of Voting Rights	Class eg: X	Class eg: Y		No. (a)	As a % of total Shares held(b)		
														Total	(IX)
1 Custodian/DR Holder		0	0	0	0	0	0.00	0	0	0	0.00	0	0.00	0	0
2 Employee Benefit Trust (under SEBI (Share based Employee Benefit) Regulations, 2014)		0	0	0	0	0	0.00	0	0	0	0.00	0	0.00	0	0
Total Non-Promoter- Non Public Shareholding (C) = (C1)+(C)2		0	0	0	0	0	0.00	0	0	0	0.00	0	0.00	0	0

