

Shareholding Pattern under Regulation 31 of Securities and Exchange Board of India (Listing Obligations and Disclosure Requirements) Regulations, 2015

1	Name of Listed Entity: Procter & Gamble Hygiene and Health Care Limited
2	Scrip Code/Name of Scrip/Class of Security: 500459 / PGHH / EQUITY
3	Share Holding Pattern Filed under: Reg. 31(1)(b)
	a. If under 31(1)(b) then indicate the report for Quarter ending : December 31, 2016
	b. If under 31(1)(c) then indicate date of allotment/extinguishment : Not applicable
4	Declaration: The Listed entity is required to submit the following declaration to the extent of submission of information:-

	Particulars	Yes	No
1	Whether the Listed Entity has issued any partly paid up shares?	-	No
2	Whether the Listed Entity has issued any Convertible Securities or Warrants?	-	No
3	Whether the Listed Entity has any shares against which depository receipts are issued?	-	No
4	Whether the Listed Entity has any shares in locked-in?	-	No
5	Whether any shares held by promoters are pledge or otherwise encumbered?	-	No



Procter & Gamble Hygiene and Health Care Limited

Table 1 - Summary Statement holding of specified securities


Category	Category of shareholder	Number of shareholders	No. of fully paid up equity shares held	No. of Partly paid-up equity shares held	No. of shares underlying Depository Receipts	Total nos. shares held	Shareholding as a % of total no. of shares (calculated as per SCRR, 1957)	Number of Voting Rights held in each class of securities		No. of Shares Underlying Outstanding convertible securities (including Warrants)	Shareholding, as a % assuming full conversion of convertible securities as a percentage of diluted share capital)	Number of Locked in shares		Number of Shares pledged or otherwise		Number of equity shares held in dematerialised form	
								No of Voting Rights	Total as a % of (A+B+C)			No. (a)	As a % of total Shares held(b)	No. (a)	As a % of total Shares held(b)		
(I)	(II)	(III)	(IV)	(V)	(VI)	(VII) = (IV)+(V)+(VI)	(VIII)As a % of (A+B+C2)	(IX)	(X)	(XI) = (VII)+(X) As a % of (A+B+C2)	(XII)	(XIII)	(XIV)				
(A)	Promoter & Promoter Group	3	22929773	0	0	22929773	70.64	22929773	0	70.64	0	0	0	0.00	0	0.00	22929773
(B)	Public	28462	9530963	0	0	9530963	29.36	9530963	0	29.36	0	0	0	0.00	0	0.00	9530963
(C)	Non Promoter - Non Public					0		0	0								
(C1)	Shares Underlying DRs	0	0	0	0	0	0.00	0	0	0.00	0	0	0	0.00	0	0.00	0
(C2)	Shares Held By Employee Trust	0	0	0	0	0	0.00	0	0	0.00	0	0	0	0.00	0	0.00	0
	Total	28465	32460736	0	0	32460736	100.00	32460736	0	100.00	0	0	0	0.00	0	0.00	32045520



Procter & Gamble Hygiene and Health Care Limited

Table II- Statement showing shareholding pattern of the Promoter and Promoter Group


Category	Category & Name of shareholders	PAN	Nos. of shareholders	No. of fully paid up equity shares held	No. of Party paid-up equity shares held	No. of shares underlying Depository Receipts	Total nos. shares held	Shareholding as a % of total no. of shares (calculated as per SCRR, 1957)	Number of Voting Rights held in each class of securities			No. of Shares Underlying Outstanding convertible securities (including Warrants)	Shareholding, as a % assuming full conversion of convertible securities (as a percentage of diluted share capital)	Number of Locked in shares	Number of Shares pledged or otherwise	Number of equity shares held
									Class eg: X	Class eg: Y	Total					
	(I)	(II)	(III)	(IV)	(V)	(VI)	(VII) = (IV)+(V)+(VI)	(VIII) As a % of (A+B+C2)	(IX)	(X)	(XI) = (VII)+(X) As a % of (A+B+C2)	(XII)	(XIII)	(XIV)		
1	Indian															
(a)	Individuals / Hindu Undivided Family		0	0	0	0	0	0.00	0	0	0.00	0	0.00	0	0.00	0
(b)	Central Government / State Government(s)		0	0	0	0	0	0.00	0	0	0.00	0	0.00	0	0.00	0
(c)	Financial Institutions / Banks		0	0	0	0	0	0.00	0	0	0.00	0	0.00	0	0.00	0
(d)	Any Other (Specify) Bodies Corporate		1	619683	0	0	619683	1.91	619683	0.00	619683	1.91	1.91	0	0.00	619683
	Temple Trees Impex And Investment Private Limited	AAACT1765G	1	619683	0	0	619683	1.91	619683	0.00	619683	1.91	1.91	0	0.00	619683
	Sub Total (A)[1]		1	619683	0	0	619683	1.91	619683	0.00	619683	1.91	1.91	0	0.00	619683
2	Foreign															
(a)	Individuals (Non-Resident Individuals / Foreign Individuals)		0	0	0	0	0	0.00	0	0	0.00	0	0.00	0	0.00	0
(b)	Government		0	0	0	0	0	0.00	0	0	0.00	0	0.00	0	0.00	0
(c)	Institutions		0	0	0	0	0	0.00	0	0	0.00	0	0.00	0	0.00	0
(d)	Foreign Portfolio Investor		0	0	0	0	0	0.00	0	0	0.00	0	0.00	0	0.00	0
(e)	Any Other (Specify) Bodies Corporate		2	22310090	0	0	22310090	68.73	22310090	0.00	22310090	68.73	68.73	0	0.00	22310090
	Procter And Gamble Asia Holding BV	AAECP3521E	1	21221953	0	0	21221953	65.38	21221953	0.00	21221953	65.38	65.38	0	0.00	21221953
	Rosemount LLC	AAFCRS144J	1	1088137	0	0	1088137	3.35	1088137	0.00	1088137	3.35	3.35	0	0.00	1088137
	Sub Total (A)[2]		2	22310090	0	0	22310090	68.73	22310090	0.00	22310090	68.73	68.73	0	0.00	22310090
	Total Shareholding Of Promoter And Promoter Group (A)= (A)[1]+(A)[2]		3	22929773	0	0	22929773	70.64	22929773	0.00	22929773	70.64	70.64	0	0.00	22929773



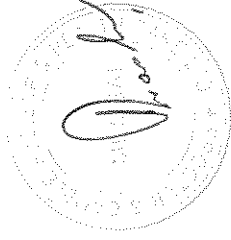
Procter & Gamble Hygiene and Health Care Limited

Table III - Statement showing shareholding pattern of the Public shareholder

Category	Category & Name of shareholders	PAN	(i)	(ii)	(iii)	Nos. of shareholders	No. of fully paid up equity shares held	(iv)	No. of Partly paid-up equity shares held	(v)	No. of shares underlying Depository Receipts	(vi)	(vii) = (iv)+(v)+(vi)	Shareholding as a % of total no. of shares (calculated as per SCRR, 1957)	Number of Voting Rights held in each class of securities		No. of Shares Underlying Outstanding convertible securities (including Warrants)	(x)	(xi) = (vii)+(x)	As a % of total Shares held(b)	Number of Locked in shares	Number of Shares pledged or otherwise	As a % of total Shares held(b)	Number of equity shares held in dematerialised form	
															No. of Voting Rights	Total as a % of (A+B+C)									
									Class eg: X	Class eg: Y	Total														
1	Institutions														(ix)	(x)	(xi) = (vii)+(x)	(xiii)	(xiv)						
(a)	Mutual Fund		76	1988363	0	0	1988363	6.13	0.00	1988363	0.00	1988363	6.13	0	0.00	0	6.13	0	0.00	0	0.00	0	0.00	1988363	
(b)	Venture Capital Funds		0	0	0	0	0	0.00	0	0	0	0	0.00	0	0.00	0	0.00	0	0.00	0	0.00	0	0.00	0	
(c)	Alternate Investment Funds		0	0	0	0	0	0.00	0	0	0	0	0.00	0	0.00	0	0.00	0	0.00	0	0.00	0	0.00	0	
(d)	Foreign Venture Capital Investors		0	0	0	0	0	0.00	0	0	0	0	0.00	0	0.00	0	0.00	0	0.00	0	0.00	0	0.00	0	
(e)	Foreign Portfolio Investor		54	1221091	0	0	1221091	3.76	0.00	1221091	0.00	1221091	3.76	0	0.00	0	3.76	0	0.00	0	0.00	0	0.00	1220698	
(f)	Financial Institutions / Banks		23	155687	0	0	155687	0.48	0.00	155687	0.00	155687	0.48	0	0.00	0	0.48	0	0.00	0	0.00	0	0.00	153402	
(g)	Insurance Companies		4	842111	0	0	842111	2.59	0.00	842111	0.00	842111	2.59	0	0.00	0	2.59	0	0.00	0	0.00	0	0.00	842111	
	General Insurance Corporation Of India			517195	0	0	517195	1.59	0.00	517195	0.00	517195	1.59	0	0.00	0	1.59	0	0.00	0	0.00	0	0.00	517195	
(h)	Provident Funds/ Pension Funds		0	0	0	0	0	0.00	0	0	0	0	0.00	0	0.00	0	0.00	0	0.00	0	0.00	0	0.00	0	
(i)	Any Other (Specify)		5	33954	0	0	33954	0.10	0.00	33954	0.00	33954	0.10	0	0.00	0	0.10	0	0.00	0	0.00	0	0.00	31283	
	Foreign Financial Institution		2	31254	0	0	31254	0.10	0.00	31254	0.00	31254	0.10	0	0.00	0	0.10	0	0.00	0	0.00	0	0.00	31254	
	Foreign Bank		2	29	0	0	29	0.00	0.00	29	0.00	29	0.00	0	0.00	0	0.00	0	0.00	0	0.00	0	0.00	29	
	UTI		1	2671	0	0	2671	0.01	0.00	2671	0.00	2671	0.01	0	0.00	0	0.01	0	0.00	0	0.00	0	0.00	0	
	Sub Total (B)(1)		162	4241206	0	0	4241206	13.07	0.00	4241206	0.00	4241206	13.07	0	0.00	0	13.07	0	0.00	0	0.00	0	0.00	4235857	
2	Central Government/ State Government(s)/ President of India		2	8408	0	0	8408	0.03	0.00	8408	0.00	8408	0.03	0	0.00	0	0.03	0	0.00	0	0.00	0	0.00	8408	
3	Non-Institutions																								
(a)	Individuals																								
	Individual shareholders holding nominal share capital up to Rs. 2 lakhs.		26262	3779388	0	0	3779388	11.64	0.00	3779388	0.00	3779388	11.64	0	0.00	0	11.64	0	0.00	0	0.00	0	0.00	3380559	



	4	121327	0	0	121327	0.37	121327	0.00	121327	0.37	0	0.37	0	0.00	0	0.00	121327
ii. Individual shareholders holding nominal share capital in excess of Rs. 2 lakhs.																	
(b) NBFCs registered with RBI	0	0	0	0	0	0.00	0	0.00	0	0.00	0	0.00	0	0.00	0	0.00	0
(c) Employee Trusts	0	0	0	0	0	0.00	0	0.00	0	0.00	0	0.00	0	0.00	0	0.00	0
(d) Overseas Depositories (holding DRs) (balancing figure)	0	0	0	0	0	0.00	0	0.00	0	0.00	0	0.00	0	0.00	0	0.00	0
(e) Any Other (Specify)	2032	1380634	0	0	1380634	4.25	1380634	0.00	1380634	4.25	0	4.25	0	0.00	0	0.00	1369596
Trusts	8	1028	0	0	1028	0.00	1028	0.00	1028	0.00	0	0.00	0	0.00	0	0.00	1028
Foreign Nationals	2	430	0	0	430	0.00	430	0.00	430	0.00	0	0.00	0	0.00	0	0.00	430
Hindu Undivided Family	596	80733	0	0	80733	0.25	80733	0.00	80733	0.25	0	0.25	0	0.00	0	0.00	80523
Non Resident Indians (Non Repat)	337	123417	0	0	123417	0.38	123417	0.00	123417	0.38	0	0.38	0	0.00	0	0.00	119584
Directors / Relatives of Director	5	17326	0	0	17326	0.05	17326	0.00	17326	0.05	0	0.05	0	0.00	0	0.00	17326
Non Resident Indians (Repat)	408	24989	0	0	24989	0.08	24989	0.00	24989	0.08	0	0.08	0	0.00	0	0.00	24959
Cleaning Member	145	7230	0	0	7230	0.02	7230	0.00	7230	0.02	0	0.02	0	0.00	0	0.00	7230
Bodies Corporate	531	1125481	0	0	1125481	3.47	1125481	0.00	1125481	3.47	0	3.47	0	0.00	0	0.00	1118516
Sub Total (B)(3)	28298	5281349	0	0	5281349	16.27	5281349	0	5281349	16.27	0	16.27	0	0.00	0	0.00	4871482
Total Public Shareholding (B) = (B)(1)+(B)(2)+(B)(3)	28462	9530963	0	0	9530963	29.36	9530963	0	9530963	29.36	0	29.36	0	0.00	0	0.00	9115747



Procter & Gamble Hygiene And Health Care Limited

Table IV - Statement showing shareholding pattern of the Non Promoter- Non Public shareholder

Category	Category & Name of shareholders	PAN	Nos. of shareholders	No. of fully paid up equity shares held	No. of Partly paid-up equity shares held	No. of shares underlying Depository Receipts	Total nos. shares held	Shareholding as a % of total shares (calculate as per SCRR, 1957)	Number of Voting Rights held in each class of securities		No. of Shares Underlying Outstanding convertible securities (including Warrants)	Shareholding, as a % assuming full conversion of convertible securities (as a percentage of diluted share capital)	Number of Locked in shares		Number of Shares pledged or otherwise		Number of equity shares held in dematerialised form	
									No of Voting Rights	Total			No. (a)	As a % of total Shares held(b)	No. (a)	As a % of total Shares held(b)		
																		Class eg: X
	(I)	(II)	(III)	(IV)	(V)	(VI)	(VII) = (IV)+(V)+(VI)	(VIII) As a % of (A+B+C2)	(IX)	(X)	(XI) = (VII)+(X) As a % of (A+B+C2)	(XII)	(XIII)	(XIV)				
1	Custodian/DR Holder		0	0	0	0	0	0.00	0	0	0.00	0	0	0	0.00	0	0	0
2	Employee Benefit Trust (under SEBI (Share based Employee Benefit) Regulations, 2014)		0	0	0	0	0	0.00	0	0	0.00	0	0	0	0.00	0	0	0
	Total Non-Promoter- Non Public Shareholding (C) = (C)(1)+(C)(2)		0	0	0	0	0	0.00	0	0	0.00	0	0	0	0.00	0	0	0

