



300 PROGRESS CT

LOGAN TOWNSHIP, NJ 08085



Exit 10
2 MILES

GENTER SQUARE ROAD

NEW JERSEY
INDUSTRIAL OUTDOOR

LOGAN TOWNSHIP,
NJ MASTER PLANNED
INDUSTRIAL PARK

ONSITE RAIL

Sean Kelly
+1 856 630 5806
sean.kelly@KBCAdvisors.com

Marc Petrella
+1 732 261 6317
marc.petrella@kbcadvisors.com

Michael Kimmel
+1 410 241 1815
michael.kimmel@kbcadvisors.com



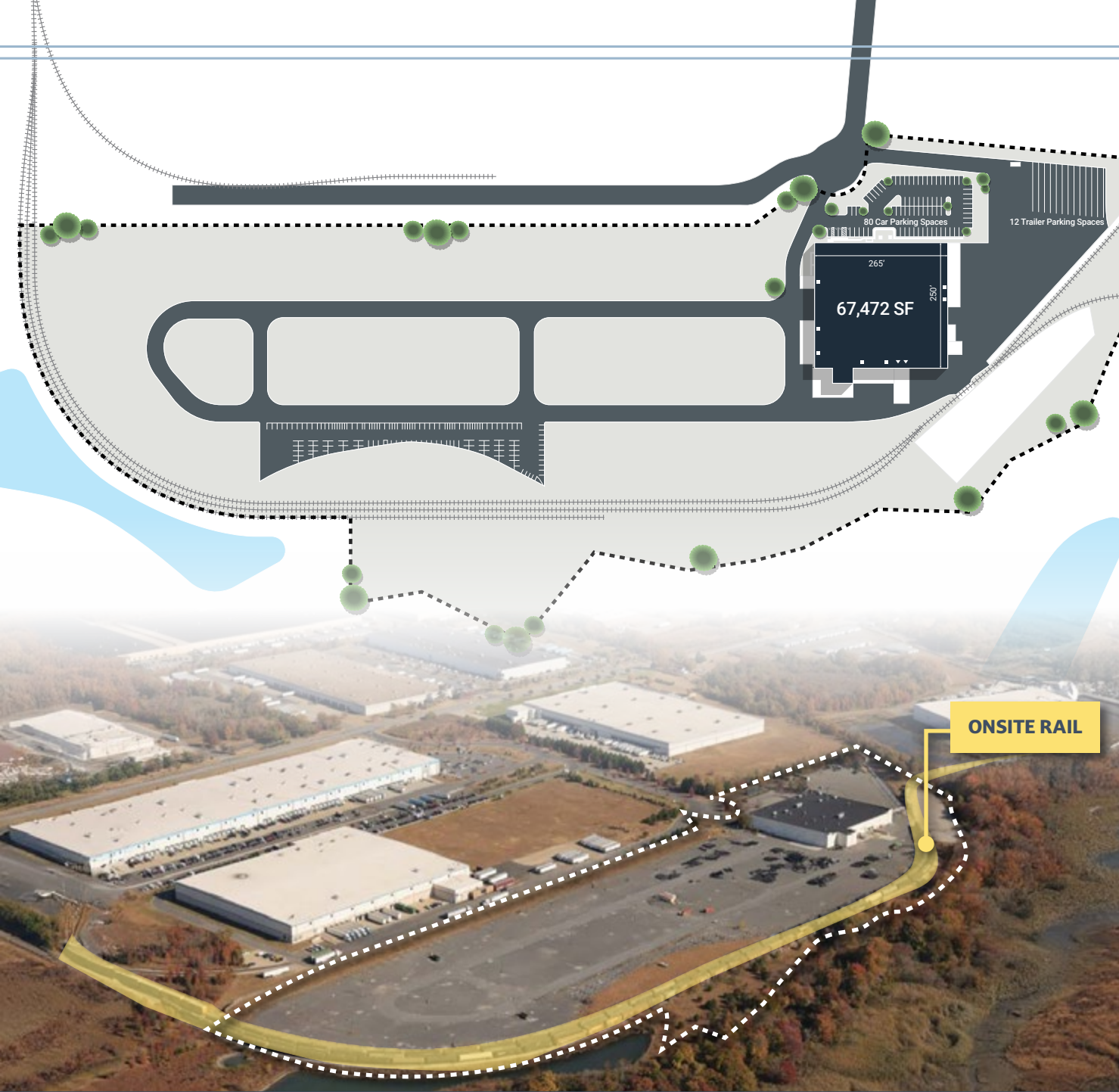
STONEMONT



Property Highlights

BUILDING FEATURES

Parcel Size	32.6 Acres
IOS AREA	22.5 Acres
Warehouse Space	67,000 SF
Office SF	2,500 SF
Year Built	2007
Clear Height	30'
Drive-In Doors	7 (16' x 20')
Docks and Drive-Ins	2 Dock Door 7 Drive-in Doors
Lighting	Mix of metal halide and LED
Power	Main electrical service is rated at 4,000 amps, 480y277 volt, 3 phase main distribution panels. Smaller single phase power is provided by 208Y/120V sub panels fed by step down transformers
Rail	Short and long rail providers and network in the region



Sean Kelly
+1 856 630 5806
sean.kelly@KBCAdvisors.com

Marc Petrella
+1 732 261 6317
marc.petrella@kbcadvisors.com

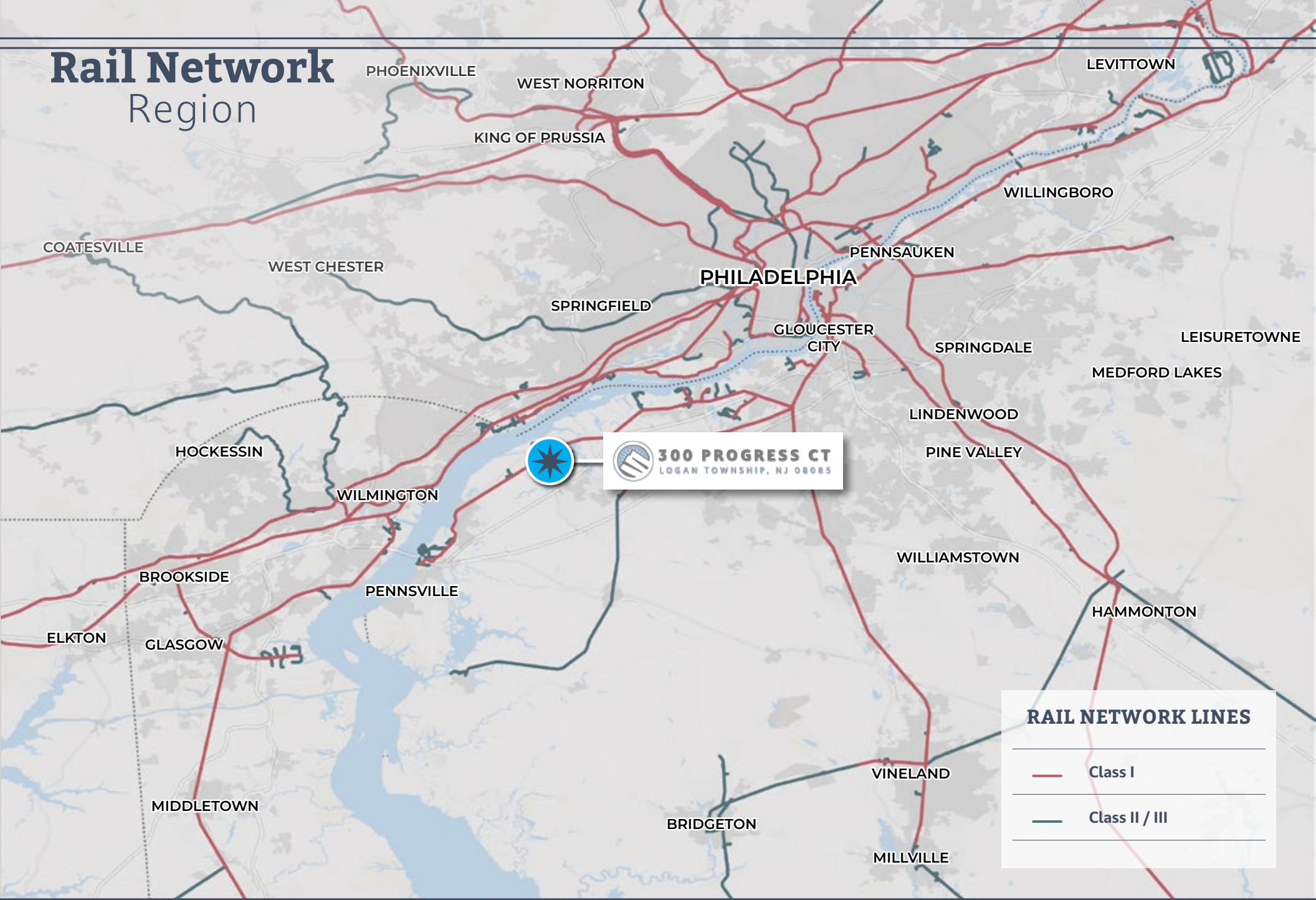
Michael Kimmel
+1 410 241 1815
michael.kimmel@kbcadvisors.com



STONEMONT





Rail Network Region



300 PROGRESS CT
LOGAN TOWNSHIP, NJ 08085

RAIL NETWORK LINES

 Class I

 Class II / III

Sean Kelly
+1 856 630 5806
sean.kelly@KBCAdvisors.com










Marc Petrella
+1 732 261 6317
marc.petrella@kbcadvisors.com

Michael Kimmel
+1 410 241 1815
michael.kimmel@kbcadvisors.com



Location Overview

KEY DISTANCES

-  **I-295 Exit 10**
1.7 Miles
-  **New Jersey Turnpike Exit 2**
7.6 Miles
-  **I-95 Exit 4**
8.3 Miles
-  **PHL Int'l Airport**
15.6 Miles
-  **Philadelphia**
25.4 Miles
-  **PhilaPort**
30.1 Miles
-  **Newark Liberty Int'l Airport**
98.6 Miles
-  **Port of Newark**
102.0 Miles
-  **New York City**
111.0 Miles




Sean Kelly
+1 856 630 5806
sean.kelly@KBCAdvisors.com

Marc Petrella
+1 732 261 6317
marc.petrella@kbcadvisors.com

Michael Kimmel
+1 410 241 1815
michael.kimmel@kbcadvisors.com



Property Photos



Sean Kelly
+1 856 630 5806
sean.kelly@KBCAdvisors.com

Marc Petrella
+1 732 261 6317
marc.petrella@kbcadvisors.com

Michael Kimmel
+1 410 241 1815
michael.kimmel@kbcadvisors.com



STONEMONT



Surrounding Neighbors



Sean Kelly
 +1 856 630 5806
 sean.kelly@KBCAdvisors.com

Marc Petrella
 +1 732 261 6317
 marc.petrella@kbcadvisors.com

Michael Kimmel
 +1 410 241 1815
 michael.kimmel@kbcadvisors.com

