

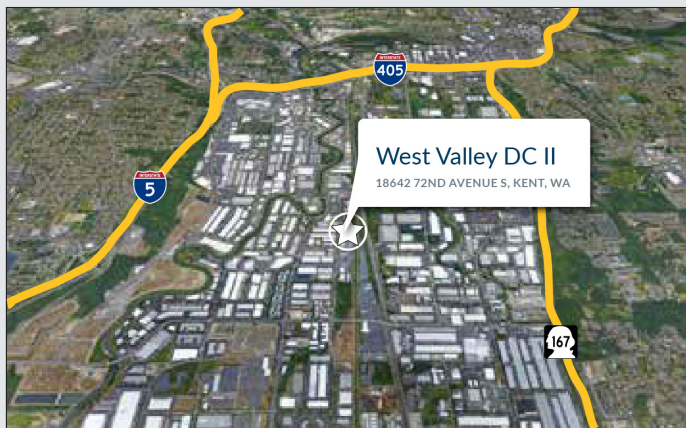


ARES  
INDUSTRIAL  
MANAGEMENT

# WEST VALLEY DISTRIBUTION CENTER II

18620 72ND AVENUE SOUTH KENT, WA 98032

6,000 Leasable SQ FT | Great access to Hwy-167, I-5 and I-405



## BUILDING HIGHLIGHTS

- 6,000 SF Total
- 484 SF office
- 2 Dock-high doors
- 24' clear height
- Rare small dock served space
- North Kent Valley location
- Available Now

MATT WOOD, SIOR  
5628 Airport Way S, #238  
Seattle, WA 98108  
206-595-6814

JOHN BROOM  
5628 Airport Way S, #238  
Seattle, WA 98108  
206-877-2750






ARES  
INDUSTRIAL  
MANAGEMENT

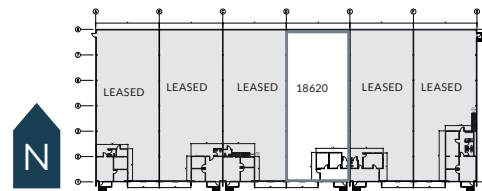
# WEST VALLEY DISTRIBUTION CENTER II

18620 72ND AVENUE SOUTH KENT, WA 98032

6,000 Leasable SQ FT | Great access to Hwy-167, I-5 and I-405



- 6,000 SF Total
- 484 SF office
- 2 Dock-high doors
- 24' clear height
- Available Now



MATT WOOD, SIOR  
5628 Airport Way S, #238  
Seattle, WA 98108  
206-595-6814

JOHN BROOM  
5628 Airport Way S, #238  
Seattle, WA 98108  
206-877-2750

