

FOR SUBLEASE AT EXIT 12

# 82,250 SF (Divisible) | Sublease term through June 2027

4 Terminal Way (Building C-D), Avenel, NJ 07001



4 TERMINAL WAY,  
AVENEL NJ



Prime NJ  
Turnpike Access



Free-Standing  
Facility



16  
Docks



Close Proximity to  
Port Newark/Elizabeth  
and Newark Airport



27'  
Clear Height

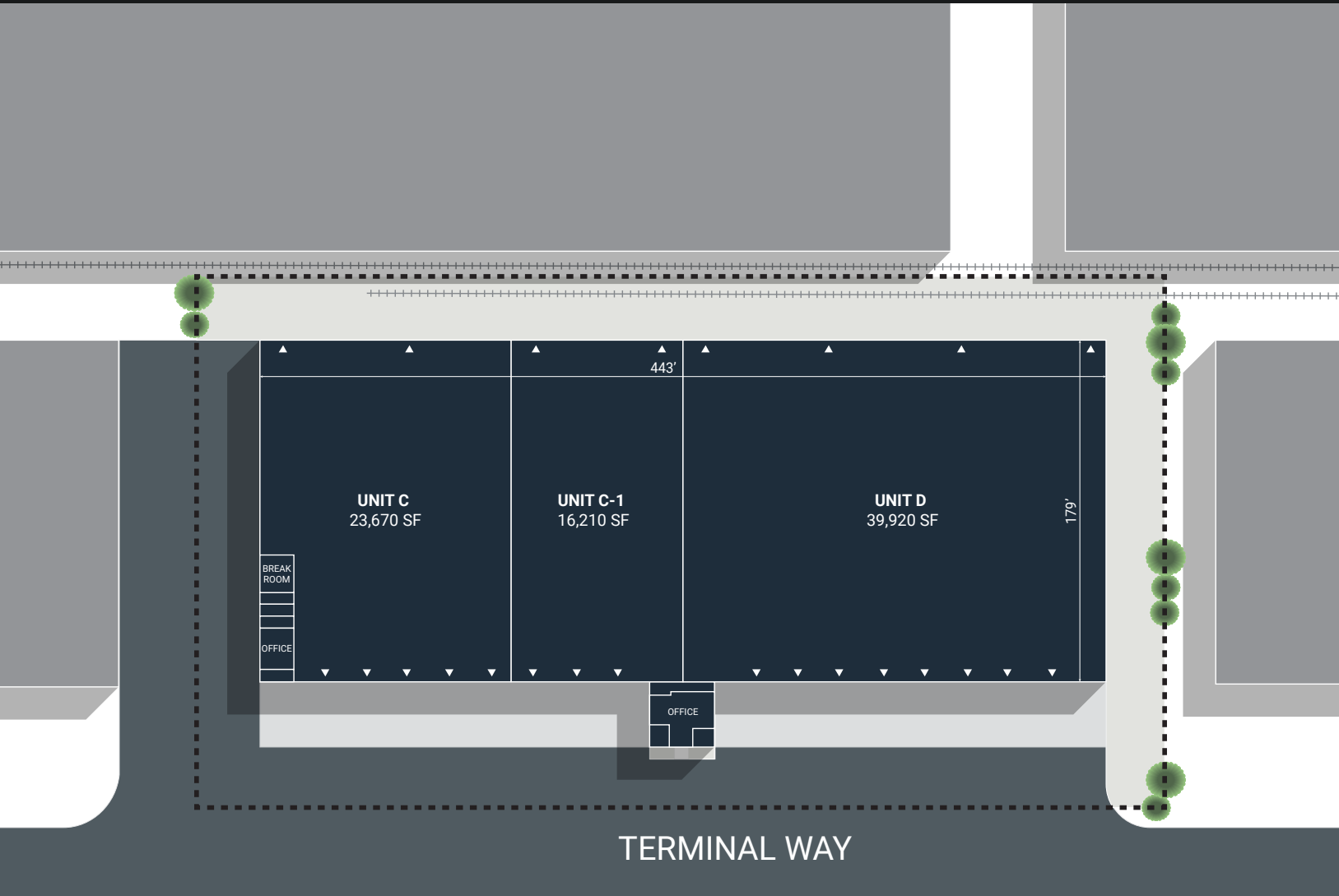


Hunter Reid  
+1 732 939 4511  
hunter.reid@kbcadvisors.com

Michael Kimmel  
+1 410 241 1815  
michael.kimmel@kbcadvisors.com

KBC Advisors | NJ Office  
90 Woodbridge Center Drive, Suite 110  
Woodbridge, NJ 07095

# Site Plan



**82,250 SF**  
(Divisible) Building  
Size

**±2,000 SF**  
Office Space

**27'**  
Clear Height

**43' X 44'**  
Column Spacing

**16**  
Exterior Loading  
Docks

**DRY**  
Sprinkler

**T-5**  
Motion Sensor  
Lighting

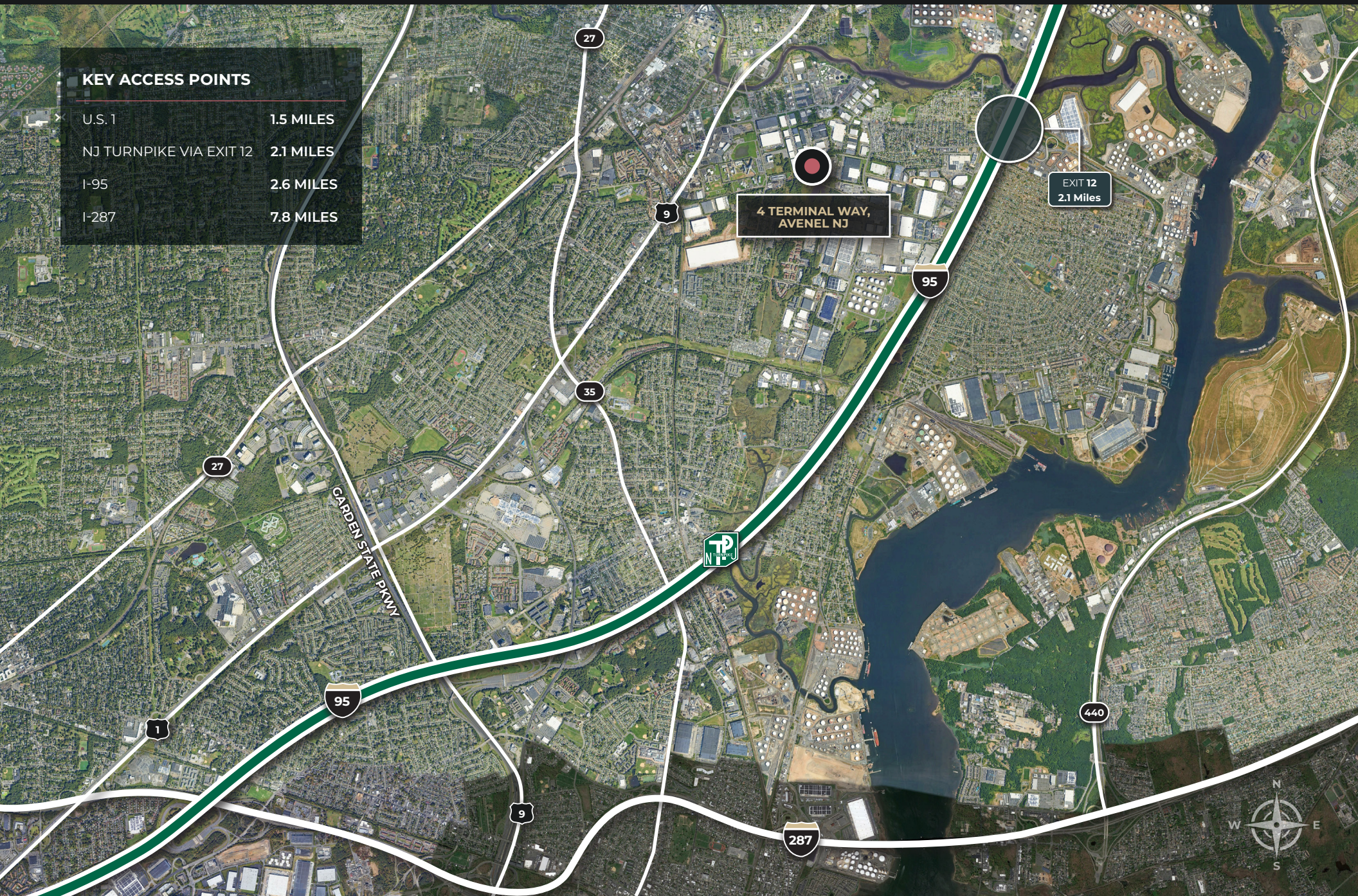


- ▲ DOCK DOOR
- DRIVE-IN DOOR

# Location Overview

## KEY ACCESS POINTS

U.S. 1	1.5 MILES
NJ TURNPIKE VIA EXIT 12	2.1 MILES
I-95	2.6 MILES
I-287	7.8 MILES



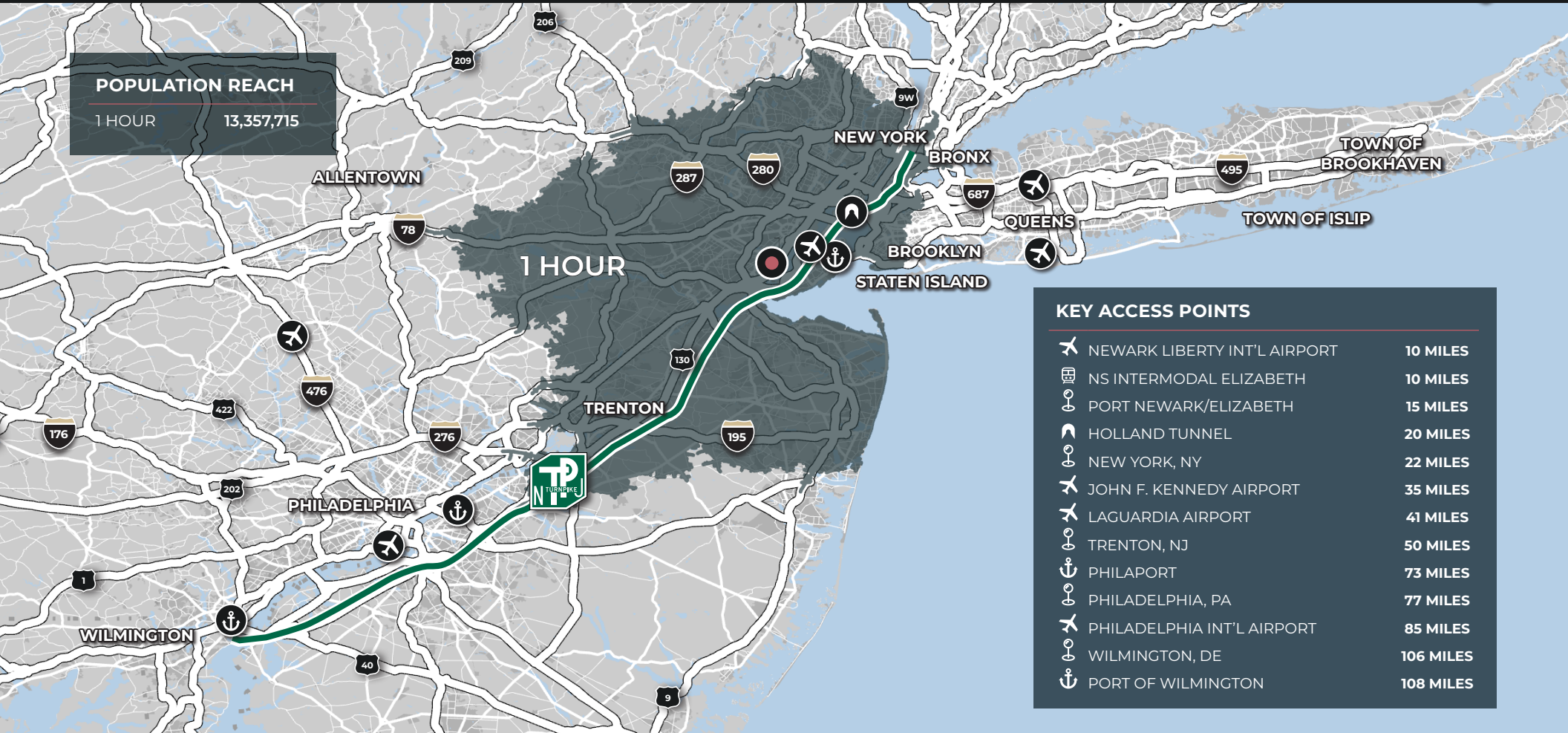
4 TERMINAL WAY,  
AVENEL NJ

EXIT 12  
2.1 Miles

GARDEN STATE PKWY



# Premier Regional Connectivity



**Hunter Reid**  
+1 732 939 4511  
hunter.reid@kbcadvisors.com

**Michael Kimmel**  
+1 410 241 1815  
michael.kimmel@kbcadvisors.com

**KBC Advisors | NJ Office**  
90 Woodbridge Center Drive, Suite 110  
Woodbridge, NJ 07095