

FOR LEASE

Owned and Operated by



1627 Ritner Highway

Carlisle, PA 17013

±202,000k SF

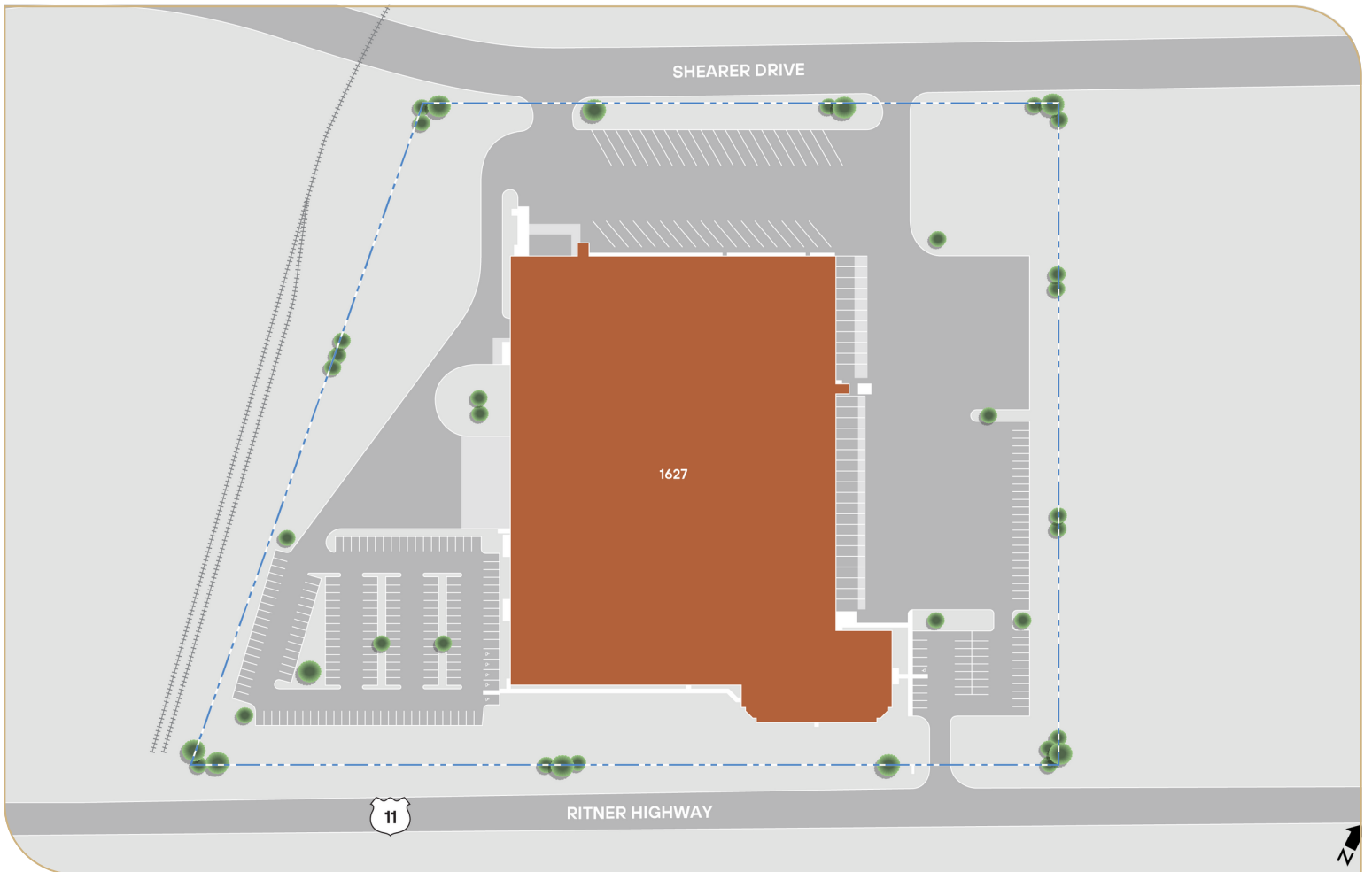


**LEASING INFO
& CONTACT**

- W. Jason Webb** (717) 329-0881 / jason.webb@kbcadvisors.com
- Michael Zerbe** (610) 462-3956 / michael.zerbe@kbcadvisors.com
- Mark Chubb** (302) 275-5043 / mark.chubb@kbcadvisors.com
- Summer Coulter** (909) 636-4777 / summer.coulter@kbcadvisors.com



This is not an offer or acceptance of an offer to lease space. A lease will only be offered or made in a written agreement signed by landlord. No representation or warranty of any kind is made by landlord unless set forth in a written definitive lease executed by the landlord.



PROPERTY SPECIFICATIONS

RBA	±202,000 SF
Available	±202,000 SF
Office SF	±11,765 SF
Dimensions	500' x 376'
Clear Height	22'-24'
Configuration	Cross Dock
Column Spacing	40' x 50'
Drive-In Doors	±1 Drive-In Door
Dock Doors	±39 Dock Doors
Structure	Block & Metal Panel

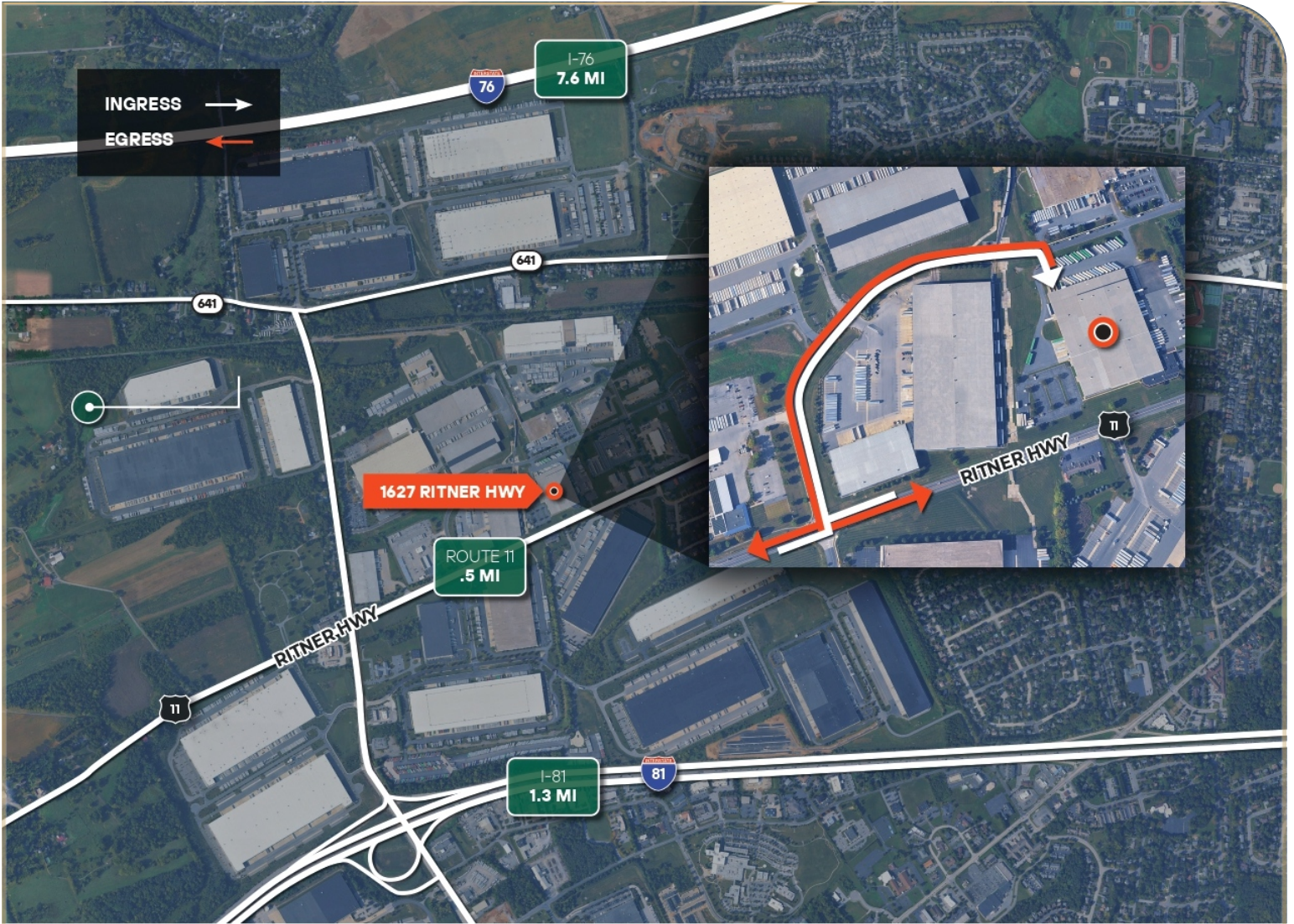
Trailer Parking	±63 Spaces
Car Parking	±245 Spaces
Fire Protection	Wet Sprinkler System
Lighting	LEDs on Motion





LOCATION

1/2 mile to Route 11

1.3 miles to I-81

7.6 miles to I-76



DESTINATION	MILES
 Harrisburg, PA	19.0
 Baltimore, MD	70.6
 Allentown, PA	97.1
 Port Of Baltimore, MD	74.5
 NS Intermodal Bethlehem, PA	104.3
 Philadelphia, PA	110.8
 Philadelphia Int'l Airport	107.8
 Philaport	114.5
 NS Intermodal Morrisville, PA	126.5
 Washington, DC	90.6
 Dulles Int'l Airport	87.0
 Port Of Wilmington, DE	96.3
 Port Elizabeth, NJ	166.6
 New York, NY	173.7
 Laguardia Int'l Airport	181.7
 JFK Int'l Airport	184.7
 Boston, MA	354.3

